



Zippie 2

January 2021

EIZ2

Date: _____ Dealer Acct #: _____ Dealer: _____ Dealer Contact: _____ Dealer Address: _____ Dealer City: _____ ST: _____ ZIP: _____ Dealer Phone: () _____ Fax: () _____ Confirm Via: <input type="checkbox"/> Fax <input type="checkbox"/> Email Mark For: _____	SUBMITTING FOR: <input type="checkbox"/> Quote <input type="checkbox"/> Order PO#: _____ Ship To: _____ Attention: _____ Address: _____ Address: _____ Ship To City: _____ ST: _____ ZIP: _____ Ship To Phone: () _____ Fax: () _____
--	---

The HCPCS CODES herein are based on PDAC verification or interpretation of Medicare definitions and guidelines. Non-Medicare payers may accept alternative HCPCS CODES, including misc. codes to ensure access for their enrollees. The use of HCPCS CODES does not ensure coverage or payment.

✓	Option #	HCPCS	Definition	Price	✓	Option #	HCPCS	Definition	Price
---	----------	-------	------------	-------	---	----------	-------	------------	-------

1. FRAME

<input type="checkbox"/>	022WM01	E1238	Zippie 2 - Transit Included	\$3,065	<input type="checkbox"/>	022WM02	E1238	Zippie 2 - Transit Optional	\$2,882
Note: HCPCS Codes shown as submitted. Some sizes fit other HCPC codes i.e. 15"-16" widths = K0005					Note: HCPCS Codes shown as submitted. Some sizes fit other HCPC codes i.e. 15"-16" widths = K0005				

2. TRANSIT SYSTEM (when Frame is ordered Transit Optional)

<input type="checkbox"/>	022TO19	K0108	Transit Seating <i>(Req. Selection of Seat & Back)</i>	\$255	<input type="checkbox"/>	022TO16	K0108	Transit w/ Conv. Seating	\$255
<input type="checkbox"/>	022TO17	K0108	Transit with Fit Seating	\$255	<input type="checkbox"/>	022TO7		Transit Omit <i>(Only with Transit Included Frame)</i>	-\$150
<input type="checkbox"/>	022TO13	K0108	Transit w/o Seating	\$255					

3. FRAME COLOR

Standard Colors			
<input type="checkbox"/>	022C140	Aztec Gold	NC
<input type="checkbox"/>	022C2	Black <i>(N/A as base w/ Zebra)</i>	NC
<input type="checkbox"/>	022C141	Black Cherry	NC
<input type="checkbox"/>	022C10	Black Opal	NC
<input type="checkbox"/>	022C38	Blue Opal	NC
<input type="checkbox"/>	022C36	Candy Blue	NC
<input type="checkbox"/>	022C14	Candy Purple	NC
<input type="checkbox"/>	022C35	Candy Red	NC
<input type="checkbox"/>	022C142	Electric Blue	NC
<input type="checkbox"/>	022C143	Evergreen	NC
<input type="checkbox"/>	022C126	Glow	NC
<input type="checkbox"/>	022C144	Green Apple	NC
<input type="checkbox"/>	022C147	Hot Sparkle Pink	NC
<input type="checkbox"/>	022C148	Mauve Pink	NC

<input type="checkbox"/>	022C103	Rootbeer	NC
<input type="checkbox"/>	022C114	Sparkle Silver	NC
<input type="checkbox"/>	022C145	Sunrise Orange	NC
<input type="checkbox"/>	022C113	Titanium Color Paint	NC
<input type="checkbox"/>	022C8	Yellow	NC

Standard Matte Colors

<input type="checkbox"/>	022C116	Matte Black	NC
<input type="checkbox"/>	022C151	Matte Black Cherry	NC
<input type="checkbox"/>	022C152	Matte Purple	NC
<input type="checkbox"/>	022C150	Matte Electric Blue	NC
<input type="checkbox"/>	022C149	Matte Evergreen	NC

Personalized Colors

<input type="checkbox"/>	022C43	Mossy Oak Camouflage	\$403
<input type="checkbox"/>	022C42	Stars and Stripes	\$403
<input type="checkbox"/>	022C108	Zebra <i>(Choose base color above: White Standard, N/A black)</i>	\$403

4. FRAME WIDTH

<input type="checkbox"/>	022W3	12"	NC	<input type="checkbox"/>	022W6	15"	NC
<input type="checkbox"/>	022W4	13"	NC	<input type="checkbox"/>	022W7	16"	NC
<input type="checkbox"/>	022W5	14"	STD				

5. FRAME DEPTH AND BACK POST LOCATION

<input type="checkbox"/>	022FL1	Kids (12" - 16")	NC	<input type="checkbox"/>	022FL9	Regular (12" - 18")	NC
<input type="checkbox"/>	022FD3	12"	NC	<input type="checkbox"/>	022FD3	12"	NC
<input type="checkbox"/>	022FD4	13"	NC	<input type="checkbox"/>	022FD4	13"	NC
<input type="checkbox"/>	022FD5	14"	STD	<input type="checkbox"/>	022FD5	14"	STD
<input type="checkbox"/>	022FD6	15"	NC	<input type="checkbox"/>	022FD6	15"	NC
<input type="checkbox"/>	022FD7	16"	NC	<input type="checkbox"/>	022FD7	16"	NC
				<input type="checkbox"/>	022FD8	17"	NC
				<input type="checkbox"/>	022FD9	18"	NC

6. SEATING

Seats

<input type="checkbox"/>	022ST16	E2231	Solid Seat/Back	\$204
<input type="checkbox"/>	022B3		Short (12")	N/C
<input type="checkbox"/>	022B7		Medium (14")	N/C
<input type="checkbox"/>	022B11		Tall (16")	N/C
<input type="checkbox"/>	022ST27		Omit Solid Seat/Back	NC

JAY Cushions (Optional)

To order any JAY cushions on-chair, please see the JAY price list. Cushion name or part number must be filled out with desired width and depth

<input type="checkbox"/>	022JC20	JAY Bundled Cushion	Price List
		Cushion Name or Part #	
		Width (in.): Depth (in.):	

7. STROLLER HANDLE BACK POSTS FOR ADAPTIVE SEATING - BACK RESTS

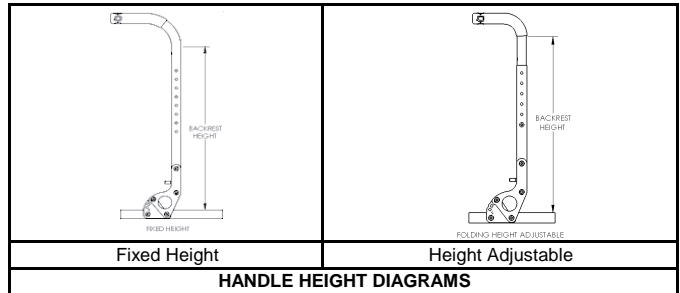
Fixed Height

<input type="checkbox"/>	022BP9	Low (19" Ht)	NC
<input type="checkbox"/>	022BP10	Medium (22" Ht)	NC
<input type="checkbox"/>	022BP11	Tall (25" Ht)	NC
<input type="checkbox"/>	022BP13	Removable Extension	\$87
<input type="checkbox"/>	022RG1	Folding Adjustable Rigidizer	\$179

Height Adjustable

Folding Frame with Push Handle

<input type="checkbox"/>	022B180	Std. (17"-23" Height.)	NC
<input type="checkbox"/>	022BP47	Swing Away Handle	\$56
<input type="checkbox"/>	022B181	Tall (20"-26" Height.)	NC
<input type="checkbox"/>	022BP47	Swing Away Handle	\$56



JAY Backs (Optional)

Ordering JAY backs on-chair, See the JAY Price List. Requires Part #

<input type="checkbox"/>	022JB02	JAY Bundled Backrest	Price List
		Backrest Name or Part #	
		Width (in.): Height (in.):	

8. ARMRESTS

Armrest and Armpad - Height Adjustable

<input type="checkbox"/>	022AA12	E0973	T-Post Regular w/ Foam	\$270
<input type="checkbox"/>	022AA13	E0973	T-Post Tall w/ Foam	\$270
<input type="checkbox"/>	022AA3		Flip-Up	NC
<input type="checkbox"/>	022AA1	E0973	Adjustable Locking Flip-Up	\$270
<input type="checkbox"/>	022AA7	E0973	Length Adjust. Locking Flip-Up	\$281
<input type="checkbox"/>	022AM23		Desk Length (10")	NC
<input type="checkbox"/>	022AM24		Full Length (14")	NC
<input type="checkbox"/>	022AM9		Foam Short (N/A w/ T-Post)	NC
<input type="checkbox"/>	022AM10		Foam Long (N/A w/ T-Post)	NC

Armrest - Height Adjustable

<input type="checkbox"/>	022AA11	E0973	Single-Post Height Adj. Std.	\$291
<input type="checkbox"/>	022AM23		Desk Classic	NC
<input type="checkbox"/>	022AM21		Desk Contour (N/A w/ 12"-13" Depth)	NC
<input type="checkbox"/>	022AM24		Full Classic	NC
<input type="checkbox"/>	022AM22		Full Contour (N/A w/ 12"-13" Depth)	NC
<input type="checkbox"/>	022AA29	E0973	Single-Post Height Adj. Low	\$291
<input type="checkbox"/>	022AM23		Desk Classic	NC
<input type="checkbox"/>	022AM21		Desk Contour (N/A w/ 12"-13" Depth)	NC
<input type="checkbox"/>	022AM24		Full Classic	NC
<input type="checkbox"/>	022AM22		Full Contour (N/A w/ 12"-13" Depth)	NC

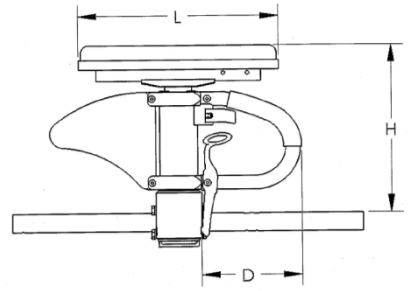
Armrest Receiver for Height Adjustable Armrest

<input type="checkbox"/>	022AR17	Low (N/A w/ 20" rear wheels)	NC
<input type="checkbox"/>	022AR18	Std	NC

8. ARMRESTS (Cont.)

Armrest Size	Transfer Tube Length (D)	Receiver	CLASSIC PAD		
			Height Range (H)	Pad Length (L)	
				Desk	Full
STD	8"	STD	10-1/4" to 15-3/4"	10-1/4"	14"
		LOW	8-3/4" to 13-3/4"		
LOW	5-1/4"	STD	9" to 13"		
		LOW	7-1/4" to 11-1/4"		

Armrest Size	Transfer Tube Length (D)	Receiver	CONTOUR PAD		
			Height Range (H)	Pad Length (L)	
				Desk	Full
STD	8"	STD	10" to 15"	10-1/2"	14-1/4"
		LOW	8-1/4" to 12-1/2"		
LOW	5-1/4"	STD	8-1/2" to 12-1/2"		
		LOW	6-3/4" to 10-3/4"		



Armrest Matrix for Single Post

9. FOOTRESTS

Hanger Mounted Footrest (Footplates Mount to Hanger Tubing)

Hanger Type			
<input type="checkbox"/>	022H89	70° Swing In/Out Front Mount	NC
<input type="checkbox"/>	022H90	80° Swing In/Out Front Mount	NC
<input type="checkbox"/>	022H91	90° Swing In/Out Front Mount	NC
<input type="checkbox"/>	022H9	70° HD Front Mount Lift-Off	NC
<input type="checkbox"/>	022H10	80° HD Front Mount Lift-Off	NC
<input type="checkbox"/>	022H11	90° HD Front Mount Lift-Off	NC
<input type="checkbox"/>	022H14	E0990 90° Elevating	\$321
Extensions (may interfere with some seat heights & casters)			
<input type="checkbox"/>	022E23	2" (not mounted)	\$56
<input type="checkbox"/>	022E24	4" (not mounted)	\$56

Footplate

<input type="checkbox"/>	022F9	K0040 Kids Angle Adjustable (N/A w/ 17"-18" widths)	\$189
<input type="checkbox"/>	022F8	K0040 Adult Angle Adj. (Available with 10"-18" widths)	\$189
<input type="checkbox"/>	022F62	K0040 Footboard (Available with 10"-16" widths)	\$194

Ext. Tube Mounted Footrests (Footplates Mount to Ext. Tube)

Hanger Type			
<input type="checkbox"/>	022H85	60° Swing In/Out	NC
<input type="checkbox"/>	022H86	70° Swing In/Out	STD
<input type="checkbox"/>	022H116	80° Swing In/Out (N/A with 6" or 8" Casters)	STD
<input type="checkbox"/>	022H24	K0053 Articulating (N/A w/ 12"-13" composite footplate)	\$377
<input type="checkbox"/>	022H14	E0990 Elevating (N/A w/ composite or platform footplates or < 16" width)	\$321
Extensions			
<input type="checkbox"/>	022E1	Short (11.5" - 14")	NC
<input type="checkbox"/>	022E2	Med (14" - 17") (N/A w/ ELR)	NC
<input type="checkbox"/>	022E5	Long (17" - 19")	NC
<input type="checkbox"/>	022E16	High Mount	\$77

Footplate

<input type="checkbox"/>	022F1	E0951 Composite (N/A In 10", 11" or 12" width)	STD
<input type="checkbox"/>	022F3	K0040 Aluminum Angle Adjustable	\$189
<input type="checkbox"/>	022F4	K0040 Kids Angle Adjustable (N/A w/ 17"-18" width)	\$189
<input type="checkbox"/>	022F5	Aluminum (Only available with elevating leg rests 14"-18")	NC
<input type="checkbox"/>	022F48	K0040 Platform Flip-Up (Available on 60°, 70°, and 80° ext. mount hangers only)	\$194

Footrest Hanger Options

<input type="checkbox"/>	022IG2	Neoprene Covers (Avail. on 60° / 70° / 80° ext. mount hangers only)	\$92
<input type="checkbox"/>	022A54	K0038 Extra Single Leg Strap	\$31
<input type="checkbox"/>	022A110	E0952 Toe Loop (Only avail. w/ adult angle adjustable footplates)	\$41
<input type="checkbox"/>	022HL1	E0951 Heel Loops	\$41
<input type="checkbox"/>	022H32	Omit Hanger	-\$15
<input type="checkbox"/>	022F7	Omit Footplate & Ext. Tube	-\$15
<input type="checkbox"/>	022HL4	Omit Heel Loop	NC
<input type="checkbox"/>	022HL6	Omit Single Leg Strap	NC

10. CASTERS

Caster Wheel				
<input type="checkbox"/>	022CW30		3" Micro Light Up	\$66
<input type="checkbox"/>	022CW31		4" Micro Light Up	\$71
<input type="checkbox"/>	022CW3		4" Polyurethane	NC
<input type="checkbox"/>	022CW51		5" Micro Light Up	\$87
<input type="checkbox"/>	022CW5		5" Low-Profile Polyurethane	STD
<input type="checkbox"/>	022CW7	E2219	5" x 1.5" Semi-Pneumatic	\$87
<input type="checkbox"/>	022CW33	E2214 E2215	6" Pneumatic	\$77
<input type="checkbox"/>	022CW34		6" Polyurethane	NC
<input type="checkbox"/>	022CW35	E2219	6" x 1.5" Semi-Pneumatic	\$87
<input type="checkbox"/>	022CW21	E2214 E2215	8" Pneumatic (N/A w/ 90° Hangers or kids frame length)	\$87
<input type="checkbox"/>	022CW32		8" Polyurethane (N/A w/ 90° Hangers or kids frame length)	NC
<input type="checkbox"/>	022CW39	E2219	8" x 1.5" Semi-Pneumatic (N/A w/ 90° Hangers or kids frame length)	\$87
<input type="checkbox"/>	022CW36	E2214 E2215	8" x 2" Pneumatic (N/A w/ 90° Hangers or kids frame length)	\$148
<input type="checkbox"/>	022CW37	E2214 K0108	8" x 2" Pneumatic Inserts (N/A w/ 90° Hangers or kids frame length)	\$230

Caster Options				
<input type="checkbox"/>	022CS5		3/4" Longer Fork Stem Bolt	NC
<input type="checkbox"/>	022CS9		1-1/2" Longer Fork Stem Bolt	NC
<input type="checkbox"/>	022CS3	K0073	Caster Pin Locks (N/A with 8" x 2" or Transit Opt.)	\$199
<input type="checkbox"/>	022CW38		Omit Caster, Wheels & Tires	NC

Front Seat to Floor Height Guide (Reference Only)										
Rear Wheel Size	CASTER SIZE									
	3"	4"	5"	6"	8"x1"	8"x1.5"	8"x2"			
12"	16.5"	16.5"	16.5"	16.5"	N/A	N/A	N/A			
	17.0"	17.0"	17.0"	17.0"						
12" Low Poly	15.5"	15.5"	15.5"	15.5"	N/A	N/A	N/A			
	16.0"	16.0"	16.0"	16.0"						
16"	15.5"	15.5"	15.5"	15.5"	N/A	N/A	N/A			
	16.0"	16.0"	16.0"	16.0"						
18"	15.0"	15.0"	15.0"	N/A	N/A	N/A	N/A			
	15.5"	15.5"	15.5"							
	16.0"	16.0"	16.0"	16.0"						
	16.5"	16.5"	16.5"	16.5"						
	17.0"	17.0"	17.0"	17.0"						
20"	15.0"	15.0"	15.0"	N/A	N/A	N/A	N/A			
	15.5"	15.5"	15.5"							
	16.0"	16.0"	16.0"	16.0"						
	16.5"	16.5"	16.5"	16.5"						
	17.0"	17.0"	17.0"	17.0"						
	17.5"	17.5"	17.5"	17.5"						
	18.0"	18.0"	18.0"	18.0"				18.0"	18.0"	18.0"
18.5"	18.5"	18.5"	18.5"	18.5"	18.5"	18.5"				
22"	15.5"	15.5"	15.5"	N/A	N/A	N/A	N/A			
	16.0"	16.0"	16.0"					16.0"		
	16.5"	16.5"	16.5"	16.5"						
	17.0"	17.0"	17.0"	17.0"						
	17.5"	17.5"	17.5"	17.5"						
	18.0"	18.0"	18.0"	18.0"				18.0"	18.0"	18.0"
	18.5"	18.5"	18.5"	18.5"				18.5"	18.5"	18.5"
19.0"	19.0"	19.0"	19.0"	19.0"	19.0"	19.0"				
24"	16.0"	16.0"	16.0"	16.0"	N/A	N/A	N/A			
	16.5"	16.5"	16.5"	16.5"						
	17.0"	17.0"	17.0"	17.0"						
	17.5"	17.5"	17.5"	17.5"						
	18.0"	18.0"	18.0"	18.0"	18.0"			18.0"	18.0"	
	18.5"	18.5"	18.5"	18.5"	18.5"			18.5"	18.5"	
	19.0"	19.0"	19.0"	19.0"	19.0"			19.0"	19.0"	
	N/A	19.5"	19.5"	19.5"	19.5"			19.5"	19.5"	
	N/A	20.0"	20.0"	20.0"	20.0"	N/A				

Based on rear seat to floor height up to 1.5" lower than front seat to floor height. To achieve desired seat height see matrices on last page.

11. AXLES AND WHEELS

Axle Plate			
<input type="checkbox"/>	022AL2		Standard NC
<input type="checkbox"/>	022AL81	E0959	Amputee \$179
<input type="checkbox"/>	022AL16	E0958	One Arm Drive (Available with 13"-16" widths only) (N/A w/ amputee axle plate, 12", 16" or 18" wheels.) \$918
<input type="checkbox"/>	022OA2		Standard Handrim NC
<input type="checkbox"/>	022HM1		Right NC
<input type="checkbox"/>	022HM2		Left NC
<input type="checkbox"/>	022OA1		Small Handrim (N/A w/ 20" rear wheels) NC
<input type="checkbox"/>	022HM1		Right NC
<input type="checkbox"/>	022HM2		Left NC

Axle			
<input type="checkbox"/>	022AX1		Quick Release NC
<input type="checkbox"/>	022AX11		Quad Quick Release (N/A with Lite Spokes) \$128

Rear Wheel Size			
<input type="checkbox"/>	022RW48		12" Mag (N/A with handrims) \$56
<input type="checkbox"/>	022RW14		16" Mag (N/A with handrims) \$56

Rear Wheel Size - Cont			
<input type="checkbox"/>	022RW3		20" Mag NC
<input type="checkbox"/>	022RW8		22" Mag STD
<input type="checkbox"/>	022RW1		24" Mag NC
<input type="checkbox"/>	022RW74		20" Lite Spoke \$204
<input type="checkbox"/>	022RW75		22" Lite Spoke \$204
<input type="checkbox"/>	022RW54		24" Lite Spoke \$204
<input type="checkbox"/>	022RW25		Omit Rear Wheel & Axle -\$55

Rear Wheel Tire			
<input type="checkbox"/>	022RT1		Pneumatic NC
<input type="checkbox"/>	022RT2	E2211 E2213	Pneumatic Airless Insert \$87
<input type="checkbox"/>	022RT3		Full Polyurethane (N/A w/ 12", 16", and 18" rear wheels) NC
<input type="checkbox"/>	022RT4		Low Polyurethane (Only available with 12" and 24" wheels) NC
<input type="checkbox"/>	022RT6	E2211 E2212	High Pressure Clincher (Avail. with 24" spoke wheels, N/A with mag wheels) \$97

12. ACCESSORIES

Back Pack (Kids Backpack included)			
<input type="checkbox"/>	022A1		Utility Backpack - Black \$77
<input type="checkbox"/>	022A2		Additional Kids Black Backpack \$61

Seat Pouch			
<input type="checkbox"/>	022A8		Black \$51

Miscellaneous			
<input type="checkbox"/>	022A82		Caddy \$51
<input type="checkbox"/>	022A83		Tool Kit \$56
<input type="checkbox"/>	022A49	E2207	Crutch Holder-Assm. Fold Chair \$199

Handrim			
<input type="checkbox"/>	022HR1		Aluminum Anodized NC
<input type="checkbox"/>	022HR4		Plastic Coated \$112
<input type="checkbox"/>	022HR7		Omit (N/A with wheel/axle credit) NC

Projections (N/A on Plastic Coated)			
<i>Only available with 24" wheels</i>			
<input type="checkbox"/>	022HR8		8 Oblique \$332

Hub Lock			
<i>*Only available with 12" or 16" wheels. N/A with One Arm Drive.</i>			
<input type="checkbox"/>	022LK01		12" Hub Lock \$102
<input type="checkbox"/>	022LK02		16" Hub Lock \$102

Wheel Lock			
<i>N/A with Hub Lock</i>			
<input type="checkbox"/>	022WL1		High Mount Push (N/A w/ kids frame and 24" rear wheels) NC
<input type="checkbox"/>	022WL2		High Mount Pull (N/A w/ kids frame and 24" rear wheels) NC
<input type="checkbox"/>	022WL25		Foot Lock (May limit folding width & N/A w/ 24" rear wheels and kids frame.) NC
<input type="checkbox"/>	022WL10		Omit NC

Extension Handle			
<input type="checkbox"/>	022EH1	E0961	6" Pair \$77

Anti-Tip			
<input type="checkbox"/>	022AO1	E0971	Front Anti-Tip (N/A with caster pin locks or transit opt.) \$153
<input type="checkbox"/>	022AT1	E0971	Rear Anti-Tip \$153

Spoke Guard			
<i>(N/A with 12", 16" and 18" rear wheels or projections)</i>			
<input type="checkbox"/>	022A23	K0065	Black \$117
<input type="checkbox"/>	022A303	K0065	Clear Zippie \$117

Upper Extremity Support Tray			
<input type="checkbox"/>	022A29	E0950	X-Small (Suggested 10"-12" chair width) \$260
<input type="checkbox"/>	022A30	E0950	Small (Suggested 13"-14" chair width) \$260
<input type="checkbox"/>	022A31	E0950	Medium (Suggested 15"-17" chair width) \$260

12. ACCESSORIES Cont.

Positioning Belt (w/ clamps)

<input type="checkbox"/>	022A112	E0978	1" Dual Pull Side Squeeze Padded	\$87
<input type="checkbox"/>	022A117	E0978	Belt 2" Aircraft Buckle	\$112
<input type="checkbox"/>	022A118	E0978	Belt 2" Aircraft Buckle Padded	\$122
<input type="checkbox"/>	022A141	E0978	Belt 1.5" Auto Buckle w/ clamps	\$71
<input type="checkbox"/>	022A814	E0978	1" Comfort Fit APB5116	\$122

Side Guard

(N/A with height adjustable armrests and T-Posts)

<input type="checkbox"/>	022SG33	K0108	Plastic Std.	\$143
<input type="checkbox"/>	022SG29	K0108	Plastic Low	\$143

Canopy (SunShade)

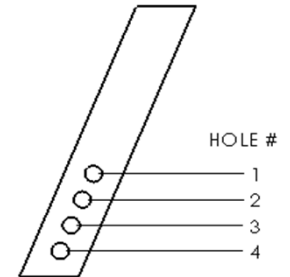
(Need 2" back post clearance to mount canopy hardware, may require next height based on seating; please note some interference may occur with some headrest configurations)

<input type="checkbox"/>	0228A06	K0108	Canopy (Sunshade) 10"-14" Width	\$281
<input type="checkbox"/>	0228A07	K0108	Canopy (Sunshade) 15"-20" Width	\$281

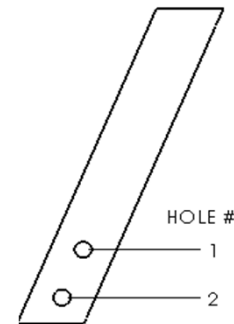
Zippie 2 Seat Height Setup

Caster Fork Size	Caster Stem	Caster Fork Hole Position	Caster Size							
			3"	4"	5"	6"	8"x1"	8"x1.5"	8"x2"	
5-1/4" (N/A with 8"x2" caster)	Std	1	N/A	N/A	15.0"	N/A	N/A	N/A	N/A	N/A
		2	N/A	15.0"	15.5"	16.0"	N/A	N/A	N/A	N/A
		3	15.0"	15.5"	16.0"	16.5"	N/A	N/A	N/A	N/A
		4	15.5"	16.0"	16.5"	17.0"	18.0"	18.0"	N/A	N/A
	+3/4"	1	N/A	N/A	16.0"	16.5"	N/A	N/A	N/A	N/A
		2	N/A	16.0"	16.5"	17.0"	N/A	N/A	N/A	N/A
		3	16.0"	16.5"	17.0"	17.5"	N/A	N/A	N/A	N/A
		4	16.5"	17.0"	17.5"	18.0"	19.0"	18.5"	N/A	N/A
	+1-1/2"	1	N/A	N/A	16.5"	N/A	N/A	N/A	N/A	N/A
		2	N/A	16.5"	17.0"	17.5"	N/A	N/A	N/A	N/A
		3	16.5"	17.0"	17.5"	18.0"	N/A	N/A	N/A	N/A
		4	17.0"	17.5"	18.0"	18.5"	19.5"	19.5"	N/A	N/A
6" (N/A with 8"x2" caster)	Std	1	N/A	N/A	16.0"	16.5"	N/A	N/A	N/A	N/A
		2	N/A	16.0"	16.5"	17.0"	18.0"	17.5"	N/A	N/A
		3	16.0"	16.5"	17.0"	17.5"	18.5"	18.0"	N/A	N/A
		4	16.5"	17.0"	17.5"	18.0"	19.0"	18.5"	N/A	N/A
	+3/4"	1	N/A	N/A	16.5"	17.0"	N/A	N/A	N/A	N/A
		2	N/A	16.5"	17.0"	17.5"	18.5"	18.5"	N/A	N/A
		3	16.5"	17.0"	17.5"	18.0"	19.0"	19.0"	N/A	N/A
		4	17.0"	17.5"	18.0"	18.5"	19.5"	19.5"	N/A	N/A
	+1-1/2"	1	N/A	N/A	17.5"	18.0"	N/A	N/A	N/A	N/A
		2	N/A	17.5"	18.0"	18.5"	19.5"	19.5"	N/A	N/A
		3	17.5"	18.0"	18.5"	19.0"	20.0"	20.0"	N/A	N/A
		4	18.0"	18.5"	19.0"	19.5"	20.5"	20.5"	N/A	N/A
7" (N/A with 8"x2" caster)	Std	1	N/A	N/A	17.0"	17.5"	18.5"	18.0"	N/A	N/A
		2	N/A	17.0"	17.5"	18.0"	19.0"	18.5"	N/A	N/A
		3	17.0"	17.5"	18.0"	18.5"	19.5"	19.0"	N/A	N/A
		4	17.5"	18.0"	18.5"	19.0"	20.5"	19.5"	N/A	N/A
	+3/4"	1	N/A	N/A	17.5"	18.0"	19.0"	19.0"	N/A	N/A
		2	N/A	17.5"	18.0"	18.5"	19.5"	19.5"	N/A	N/A
		3	17.5"	18.0"	18.5"	19.0"	20.0"	20.0"	N/A	N/A
		4	18.0"	18.5"	19.0"	19.5"	20.5"	20.5"	N/A	N/A
	+1-1/2"	1	N/A	N/A	18.5"	19.0"	20.0"	20.5"	N/A	N/A
		2	N/A	18.5"	19.0"	19.5"	20.5"	20.5"	N/A	N/A
		3	18.5"	19.0"	19.5"	20.0"	21.0"	20.5"	N/A	N/A
		4	19.0"	19.5"	20.0"	20.5"	21.5"	21.0"	N/A	N/A
8" Wide (Must use with 8"x2" caster)	Std	1	N/A						18.0"	
		2	N/A						19.0"	
	+3/4"	1	N/A						18.5"	
		2	N/A						19.5"	
	+1-1/2"	1	N/A						19.5"	
		2	N/A						20.5"	

5-1/4", 6" & 7" Fork



8" Wide Fork



Sunrise Medical (US) LLC
2842 Business Park Ave. · Fresno, CA 93727 · USA

Customer Service: 800-333-4000 Fax: 800-300-7502 Email: orders@sunmed.com Web: www.sunrisemedical.com

©1/2021 MK-100008 REV F