



# Quickie Xenon<sup>2</sup>

January 2021

EIX2

**Mark For:**

Date: \_\_\_\_\_  
 Dealer Acct #: \_\_\_\_\_  
 Dealer: \_\_\_\_\_  
 Dealer Contact: \_\_\_\_\_  
 Dealer Address: \_\_\_\_\_  
 Dealer City: \_\_\_\_\_ ST: \_\_\_\_\_ ZIP: \_\_\_\_\_  
 Dealer Phone: ( ) \_\_\_\_\_ Fax: ( ) \_\_\_\_\_  
 Confirmation Email: \_\_\_\_\_  
 Confirm Via:  Fax  Email

**Submitting for:**

Quote  Order

PO#: \_\_\_\_\_  
**ADDITIONAL SHIPPING INFORMATION**  
 Ship To: \_\_\_\_\_  
 Attention: \_\_\_\_\_  
 Address: \_\_\_\_\_  
 Address: \_\_\_\_\_  
 Ship To City: \_\_\_\_\_ ST: \_\_\_\_\_ ZIP: \_\_\_\_\_  
 Ship To Phone: ( ) \_\_\_\_\_ Fax: ( ) \_\_\_\_\_

The **HCPCS CODES** herein are based on PDAC verification or interpretation of Medicare definitions and guidelines. Non-Medicare payers may accept alternative **HCPCS CODES**, including misc. codes to ensure access for their enrollees. The use of **HCPCS CODES** does not ensure coverage or payment.

✓	Option #	HCPCS	Definition	Price	✓	Option #	HCPCS	Definition	Price
---	----------	-------	------------	-------	---	----------	-------	------------	-------

**1. FRAME**

**Base Model**

For sizes 14" or less please use HCPCS E1236

<input type="checkbox"/>	107WM96	K0005	Xenon <sup>2</sup> - Fixed Front Weight capacity 240 lbs	\$2,989.00
<input type="checkbox"/>	107WM98	K0005	Xenon <sup>2</sup> - Swing Away Weight capacity 265 lbs	\$2,989.00
<input type="checkbox"/>	107WM97	K0005	Xenon <sup>2</sup> - Hybrid Dual Tube Weight capacity 300 lbs	\$2,989.00

**Carbon Package (No substitutions, discount given on separate line)**

Proton wheel weight limit of 220 lbs, Auto fold footplate not available.

<input type="checkbox"/>	107QD03		Proton rear wheel	\$168.00
			Platform CF Footplate / leg strap	\$173.00
			Carbon Side Guard w/ Large fender	\$505.00
			Retail Value	<del>\$846.00</del>
			Package Price	\$745.00

**Ultra Lite Package (No substitutions, discount given on separate line)**

Proton wheel weight limit of 220 lbs

<input type="checkbox"/>	107QD04		Proton rear wheel	\$168.00
			Schwalbe Speed Run Tire	\$128.00
			Compact Wheel Lock	\$143.00
			Retail Value	<del>\$439.00</del>
			Package Price	\$372.00

**Frame Angle**

Fixed Front & Dual tube only. See **FIGURE 2**

<input type="checkbox"/>	107FA8		80°	NC
<input type="checkbox"/>	107FA16		88°	NC

**Frame Inset Per Side**

Fixed Front version only. See **FIGURE 1**. N/A with 32cm width.

<input type="checkbox"/>	107FF1		0	NC
<input type="checkbox"/>	107FF12		1cm	NC

**Frame - Direct Mount Wheel Lock (Optional)**

Only available with Fixed Front Frame and with Compact Wheel Lock, 0°-2° Camber. No mounting clamp hardware, N/A with Aluminum or carbon fiber sideguards. N/A with mountain tires. N/A in 34-40cm seat depths. N/A with height adjustable armrests. N/A with carbon package. Not available with Desk Sideguard

<input type="checkbox"/>	107WH13		Direct Mount Wheel Lock	NC
--------------------------	---------	--	-------------------------	----



**XENON<sup>2</sup>  
Fixed Front**



**XENON<sup>2</sup>  
Swing Away**



**XENON<sup>2</sup> Hybrid Dual  
Tube**

## 2. SIZE / SEATING

### Seat Width

See **FIGURE 1** Measured from outside of seat tube to the outside of opposite seat tube. 48-50cm N/A with Fixed Front frame. 1cm inset N/A with 32cm.

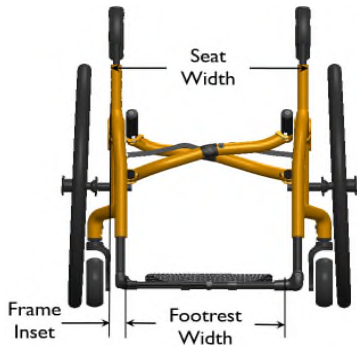
<input type="checkbox"/>	107S53	32cm	12.6"	<input type="checkbox"/>	107S58	42cm	16.5"
<input type="checkbox"/>	107S54	34cm	13.4"	<input type="checkbox"/>	107S59	44cm	17.3"
<input type="checkbox"/>	107S55	36cm	14.2"	<input type="checkbox"/>	107S60	46cm	18.1"
<input type="checkbox"/>	107S56	38cm	15.0"	<input type="checkbox"/>	107S61	48cm	18.9"
<input type="checkbox"/>	107S57	40cm	15.7"	<input type="checkbox"/>	107S62	50cm	19.7"

### Seat Depth

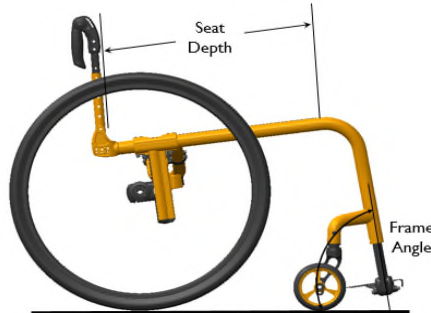
See **FIGURE 2** Measured from back canes to front edge of upholstery.

<input type="checkbox"/>	107SD81	34cm	13.4"	<input type="checkbox"/>	107SD86	44cm	17.3"
<input type="checkbox"/>	107SD82	36cm	14.2"	<input type="checkbox"/>	107SD87	46cm	18.1"
<input type="checkbox"/>	107SD83	38cm	15.0"	<input type="checkbox"/>	107SD88	48cm	18.9"
<input type="checkbox"/>	107SD84	40cm	15.7"	<input type="checkbox"/>	107SD89	50cm	19.7"
<input type="checkbox"/>	107SD85	42cm	16.5"				

**Figure 1**



**Figure 2**



### Seating Systems

<input type="checkbox"/>	107OP13	Seat sling, tension adjustable	NC
<input type="checkbox"/>	107OP12	Seat sling, tension adjustable, 1 utility bag	\$128.00
<input type="checkbox"/>	107OP04	Omit Seat Sling	NC

### Cushion

Cushion size increments are in inches.

<input type="checkbox"/>	107CU1	K0669	2" Cushion	\$153.00
--------------------------	--------	-------	------------	----------

### JAY Cushions (Optional)

To order any JAY cushions on-chair, please see the JAY price list on Page 8.

Cushion name or part number must be filled out with desired width and depth

\*JAY Cushions are designed to imperial values and listed metric equivalents are not exact measurements.

<input type="checkbox"/>	107JC20	JAY Bundled Cushion	Price List
		Cushion Name or Part #	
		Width: _____	Depth: _____

## 3. CASTERS / SEAT HEIGHT

### Front Seat Height

Dependence of front casters, forks and frame version, see Matrix on Page 7 and measure from the top of the seat sling to the floor like in Figure 3.

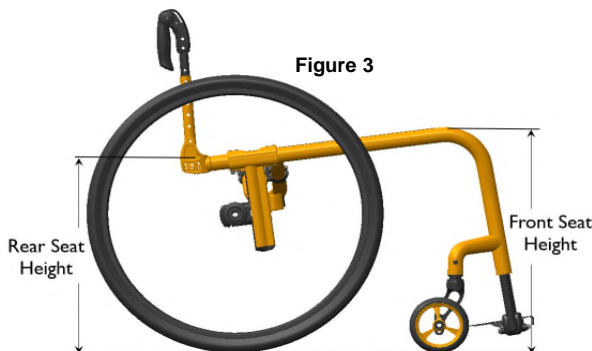
<input type="checkbox"/>	107SH83	43cm	16.9"	<input type="checkbox"/>	107SH90	50cm	19.7"
<input type="checkbox"/>	107SH84	44cm	17.3"	<input type="checkbox"/>	107SH91	51cm	20.1"
<input type="checkbox"/>	107SH85	45cm	17.7"	<input type="checkbox"/>	107SH92	52cm	20.5"
<input type="checkbox"/>	107SH86	46cm	18.1"	<input type="checkbox"/>	107SH93	53cm	20.9"
<input type="checkbox"/>	107SH87	47cm	18.5"	<input type="checkbox"/>	107SH94	54cm	21.3"
<input type="checkbox"/>	107SH88	48cm	18.9"	<input type="checkbox"/>	107SH95	55cm	21.7"
<input type="checkbox"/>	107SH89	49cm	19.3"				

### Caster Fork and Suspension

Multiple & Single Sided forks are std black finish unless anodize package chosen.

<input type="checkbox"/>	107CF65	Multiple Position	NC
<input type="checkbox"/>	107CF69	Multiple Position Single Sided Fork	\$173.00
<input type="checkbox"/>	107CF53	E1015 Frog Legs 0 weight to 100 lbs.	\$444.00
<input type="checkbox"/>	107CF54	E1015 Frog Legs 101 lbs. weight to 190 lbs.	\$444.00
<input type="checkbox"/>	107CF55	E1015 Frog Legs 191 lbs. weight to 265 lbs.	\$444.00

**Figure 3**



### Caster Wheels

<input type="checkbox"/>	107CW1	3" Micro	NC
<input type="checkbox"/>	107CW3	4" Low Profile Polyurethane	NC
<input type="checkbox"/>	107CW31	4" Micro Lighted	\$71.00
<input type="checkbox"/>	107CW72	4" x 1" Aluminum Poly	\$112.00
<input type="checkbox"/>	107CW44	E2219 4" x 1.25" Semi Pneumatic	\$56.00
<input type="checkbox"/>	107CW5	5" Low Profile Polyurethane	NC
<input type="checkbox"/>	107CW51	5" Micro Lighted	\$87.00
<input type="checkbox"/>	107CW6	E2219 5" Soft Roll (Grey) N/A w/Frog Legs or Single sided fork	\$92.00
<input type="checkbox"/>	107CW65	5" x 1" Aluminum Poly	\$112.00
<input type="checkbox"/>	107CW7	E2219 5" x 1.5" Semi Pneumatic	\$87.00
<input type="checkbox"/>	107CW34	6" Poly	NC
<input type="checkbox"/>	107CW33	E2214 E2215 6" Pneumatic	\$77.00
<input type="checkbox"/>	107CW35	E2219 6" x 1.5" Semi Pneumatic	\$87.00

### Caster Color Wheels option

Refer to Anodize package section on Page 6 for Anodize color selection. Cannot choose Match frame color and Anodize package at same time. Casters are silver color unless you choose Match frame color or Anodize package.

<input type="checkbox"/>	107CW64	4" x 1.5" Aluminum Soft Roll*	\$189.00
<input type="checkbox"/>	107CW66	5" x 1.5" Aluminum Soft Roll*	\$199.00
<input type="checkbox"/>	107CW68	6" x 1.5" Aluminum Soft Roll*	\$209.00
	Colors:	<input type="checkbox"/> Match frame color	\$51.00

**4. REAR WHEELS / SEAT HEIGHT**

**Rear Seat Height**

49-50cm RSH only with lightweight adapter. Refer to Seat Squeeze matrix.

<input type="checkbox"/>	107RH61	37cm	14.6"	<input type="checkbox"/>	107RH68	44cm	17.3"
<input type="checkbox"/>	107RH62	38cm	15.0"	<input type="checkbox"/>	107RH69	45cm	17.7"
<input type="checkbox"/>	107RH63	39cm	15.4"	<input type="checkbox"/>	107RH70	46cm	18.1"
<input type="checkbox"/>	107RH64	40cm	15.7"	<input type="checkbox"/>	107RH71	47cm	18.5"
<input type="checkbox"/>	107RH65	41cm	16.1"	<input type="checkbox"/>	107RH72	48cm	18.9"
<input type="checkbox"/>	107RH66	42cm	16.5"	<input type="checkbox"/>	107RH73	49cm	19.3"
<input type="checkbox"/>	107RH67	43cm	16.9"	<input type="checkbox"/>	107RH74	50cm	19.7"

**Rear Wheel**

Some Rear wheel options may limit the chair weight capacity. **Proton wheels weight limit is 220 lbs.** 24" wheels N/A w/50cm RSH. 25" wheels N/A w/37cm RSH.

<input type="checkbox"/>	107RW102	24" Mag Wheel 5 Spoke	NC
<input type="checkbox"/>	107RW92	24" Lite Spoke	NC
<input type="checkbox"/>	107RW93	25" Lite Spoke	NC
<input type="checkbox"/>	107RW10	24" Ultra Lightweight Spoke Wheel	\$255.00
<input type="checkbox"/>	107RW16	25" Ultra Lightweight Spoke Wheel	\$255.00
<input type="checkbox"/>	107RW95	24" Spinergy SPOX Black Spokes	\$862.00
<input type="checkbox"/>	107RW96	25" Spinergy SPOX Black Spokes	\$862.00
<input type="checkbox"/>	107RW98	24" Spinergy LX Black Spokes	\$1,081.00
<input type="checkbox"/>	107RW99	25" Spinergy LX Black Spokes	\$1,081.00
<input type="checkbox"/>	107RW50	24" Mountain	\$255.00
<input type="checkbox"/>	107RW148	24" Proton Wheel	\$204.00
<input type="checkbox"/>	107RW149	25" Proton Wheel	\$204.00
<input type="checkbox"/>	107RW150	24" Drum brake wheel - 36 spokes	NC

**Rear Wheel Tire**

<input type="checkbox"/>	107RT1		Pneumatic	NC
<input type="checkbox"/>	107RT2	E2211 E2213	Pneumatic Airless Insert	\$87.00
<input type="checkbox"/>	107RT3		Full Poly Tire	NC
<input type="checkbox"/>	107RT38	E2218	SHOX Performance Poly	\$97.00
<input type="checkbox"/>	107RT39	E2211 E2212	High-Pressure Clincher Black	\$97.00
<input type="checkbox"/>	107RT21	E2211 E2212	Schwalbe Marathon Plus Evolution	\$143.00
<input type="checkbox"/>	107RT28	E2211 E2212	Schwalbe Speed Run / One Tire	\$143.00
<input type="checkbox"/>	107RT40	E2211 E2212	Schwalbe Down Town Two Grip <i>Only available in 24"</i>	\$128.00
<input type="checkbox"/>	107RT41	E2211 E2212	Schwalbe Right Run <i>Only available in 24"</i>	\$87.00
<input type="checkbox"/>	107RT27	E2211 E2212	Knobby V-TRAK by Kenda	\$97.00
<input type="checkbox"/>	107RT12	E2211 E2212	Mountain <i>Only available in 24"</i>	\$97.00

**Wheels**

Handrims	5 Spoke Mag	Lite Spoke	Ultra Lightweight	Spinergy	Mountain	Proton	Drum Brake
Aluminum Anodized / Color	24	24, 25	24, 25	24, 25	24	24, 25	24
Plastic Coat	24	24		24, 25	24		24
Natural Fit - Standard Grip	24	24, 25		24, 25			
Natural Fit - No Thumb Grip	24	24, 25		24, 25			
Natural Fit - Super Grip	24	24, 25		24, 25			
Natural Fit LT - Standard Grip	24	24, 25		24, 25			
Natural Fit LT - Super Grip	24	24, 25		24, 25			
Natural Fit LT - No Thumb Grip	24	24, 25		24, 25			
Surge - Oval w/Gription Strip		24, 25		24, 25			
Surge LT - Oval w/Gription Strip		24, 25		24, 25			
Q Grip Neoprene Coated		24, 25		24, 25			
Spinergy Flex Rim				24, 25			
Omit Handrim	24			24, 25	24		

**Seat squeeze matrix**

**Allowable squeeze**  
(may vary +/- 1.5cm / 0.59")

Seat depth	Max squeeze
34-36cm 13.4-14.2"	8cm / 3.1"
38-40cm 15.0-15.7"	9cm / 3.5"
42-44cm 16.5-17.3"	10cm / 3.9"
46-50cm 18.1-19.7"	11cm / 4.3"

Max 11cm (4.3") of seat squeeze

**Handrim**

See Page 6 for color handrim option

<input type="checkbox"/>	107HR1	Aluminum Anodized	NC
<input type="checkbox"/>	107HR29	Aluminum Powder coated colored	\$71.00
<input type="checkbox"/>	107HR4	Plastic Coated <i>N/A w/ 25" Lite Spoke Wheels</i>	\$112.00
<input type="checkbox"/>	107HR22	Natural Fit - Standard Grip	\$454.00
<input type="checkbox"/>	107HR23	Natural Fit - Super Grip	\$505.00
<input type="checkbox"/>	107HR25	Natural Fit - No Thumb Grip	\$393.00
<input type="checkbox"/>	107HR30	Natural Fit LT - Standard Grip	\$454.00
<input type="checkbox"/>	107HR31	Natural Fit LT - Super Grip	\$505.00
<input type="checkbox"/>	107HR32	Natural Fit LT - No Thumb Grip	\$393.00
<input type="checkbox"/>	107HR26	The Surge ® - Oval w/Gription Strip	\$408.00
<input type="checkbox"/>	107HR27	The Surge LT ® - Oval w/Gription Strip	\$439.00
<input type="checkbox"/>	107HR28	Q-Grip Neoprene Coated	\$357.00
<input type="checkbox"/>	107HR24	Spinergy Flex Rim <i>Only available on Spinergy LX wheels 24" &amp; 25"</i>	\$714.00
<input type="checkbox"/>	107HR7	Omit Handrim <i>N/A w/ Ultra Lightweight Wheels</i>	NC

**Axle**

<input type="checkbox"/>	107AX1	Quick Release Steel	NC
<input type="checkbox"/>	107AX13	Quad Quick Release Steel <i>Only available with Mountain Wheels</i>	\$128.00

**Axle Plate**

<input type="checkbox"/>	107AL36	Axle plate Standard	NC
--------------------------	---------	---------------------	----

**Camber**

Light weight adapter available only 0°

<input type="checkbox"/>	107CI1	0°	NC
<input type="checkbox"/>	107CI13	2°	NC
<input type="checkbox"/>	107CI3	4°	NC

**Center of Gravity Preset**

Lightweight adapter N/A with Single post or Desk side guard armrests.

<input type="checkbox"/>	107LQ01	Standard Adapter. Choose your setting:	
<input type="checkbox"/> 1cm (0.4")	<input type="checkbox"/> 2cm (0.8")	<input type="checkbox"/> 3cm (1.2")	<input type="checkbox"/> 4cm (1.6")
<input type="checkbox"/> 5cm (2.0")	<input type="checkbox"/> 6cm (2.4")	<input type="checkbox"/> 7cm (2.8")	<input type="checkbox"/> 8cm (3.1")
<input type="checkbox"/>	9cm (3.5")		

OR

<input type="checkbox"/>	107LQ02	Lightweight Adapter. Choose your setting:	
<input type="checkbox"/> 4cm (1.6")	<input type="checkbox"/> 5cm (2.0")	<input type="checkbox"/> 6cm (2.4")	<input type="checkbox"/> 7cm (4.3")
<input type="checkbox"/>	9cm (3.5")	<input type="checkbox"/>	10cm (3.9")

**Wheels**

Tire	5 Spoke Mag	Lite Spoke	Ultra Lightweight	Spinergy	Proton	Drum Brake
Pneumatic	24	24	24	24	24	24
Pneumatic w/ Airless Insert	24	24		24		24
Full Poly	24	24		24		24
SHOX Performance Poly	24	24, 25		24, 25		24
High-Pressure Clincher Blk	24	24	24	24	24	24
Schwalbe Marathon	24	24, 25	24, 25	24, 25	24, 25	24
Schwalbe Speed Run/One	24	24, 25	24, 25	24, 25	24, 25	24
Schwalbe Down Town	24	24	24	24	24	24
Schwalbe Right Run	24	24	24	24	24	24
Knobby V Trak by Kenda	24	24	24	24	24	24

24" = 540 mm 25" = 559 mm

5. WHEEL LOCKS														
<b>Wheel Lock</b>					<b>Attendant Brake</b>									
Additional No Gos may exist depending on wheel size and position. Recommend to order a wheel lock option in combination with the Drum brake.														
<input type="checkbox"/>	107WL1		High Mount Push	NC	<input type="checkbox"/>	107WL79	E2228	Drum Brake	\$510.00					
<input type="checkbox"/>	107WL2		High Mount Pull	NC	<b>Wheel Lock Option</b>									
<input type="checkbox"/>	107WL27		Ergo Scissor	\$112.00	<input type="checkbox"/>	107WL12		Do Not Mount	NC					
<input type="checkbox"/>	107WL30		Compact	\$143.00	<b>Extension Handle</b>									
<input type="checkbox"/>	107WL10		Omit	NC	N/A w/ ergo scissor or compact wheel locks									
					<input type="checkbox"/>	107EH6	E0961	Extension Handle (Pair)	\$77.00					

6. HANGER & FOOTREST OPTIONS									
------------------------------	--	--	--	--	--	--	--	--	--

Footrest (Choose ONE Option )					Footplates (Fixed Front & Dual Tube only)				
<b>Hangers (Swing away only)</b>					<b>Platform footplates</b>				
ELR only available 38cm-50cm width.									
<input type="checkbox"/>	107H168		70° Swing In/Out Hanger	NC	<input type="checkbox"/>	107F332		Platform Aluminum - Flip Up	NC
<input type="checkbox"/>	107H169		80° Swing In/Out Hanger	NC	<input type="checkbox"/>	107F334	K0040	Platform Composite Footrest - Flip up (sideways), angle adjustable	\$117.00
<input type="checkbox"/>	107H170	E0990	Elevating Hanger (0° - 90°) (pair)	\$321.00	<input type="checkbox"/>	107F337	K0040	Platform Composite High Mount - Flip up, Lower Leg Length 22-34 cm	\$102.00
<input type="checkbox"/>	107H32		Omit Hanger & Footplate	-\$15.00	<input type="checkbox"/>	107F335	K0040	Platform Ultra Lite Footrest - Flip up (sideways) Aluminum, angle adj.	\$117.00
					<input type="checkbox"/>	107F336		Platform Carbon Fiber footrest - Flip Up (sideways), N/A with 32cm widths	\$138.00
<b>Footplates (Swing Away only)</b>					<b>Auto-folding Platform</b>				
Z-finity footplates & Platform Alum High Mount Max weight capacity 165 lbs.									
<b>Divided footplates</b>									
<input type="checkbox"/>	107F1		Composite - Flip up	NC	<input type="checkbox"/>	107F338		Platform Carbon Fiber footrest - Flip Up (sideways), angle adjustable	\$255.00
<input type="checkbox"/>	107F330	K0040 E0951	Composite angle adj - Flip up (sideways) 38-50cm width	\$184.00	<input type="checkbox"/>	107F339	K0040	Platform Composite Footrest - Flip up (sideways), angle adjustable	\$204.00
<input type="checkbox"/>	107F331	K0040	Alum angle adj - Divided, Flip up	\$194.00					
			<input type="checkbox"/> Black NC <input type="checkbox"/> Std Frame color\$51						
<input type="checkbox"/>	107F320	K0040	Multi Angle Adustable (Z-finity)	\$189.00					
			<input type="checkbox"/> Black NC <input type="checkbox"/> Std Frame color\$51						
<b>Platform footplates</b>									
<input type="checkbox"/>	107F332		Platform Aluminum - Flip Up	NC					
			<input type="checkbox"/> Black NC <input type="checkbox"/> Std Frame color\$51						
<input type="checkbox"/>	107F333	K0040	Platform Alum AA High Mount - Flip up (Z-finity)	\$153.00					
<input type="checkbox"/>	107F334	K0040	Platform Composite Footrest - Flip up (sideways), angle adjustable	\$117.00					
<input type="checkbox"/>	107F335	K0040	Platform Ultra Lite Footrest - Flip up (sideways) angle adjustable	\$117.00					
<input type="checkbox"/>	107F336		Platform Carbon Fiber footrest - Flip Up (sideways), N/A with 32cm widths	\$138.00					
<input type="checkbox"/>	107F6		Omit Footplate	-\$15.00					

Footrest Options									
Platform Swingaway Mechanism only available with Platform Aluminum									
<input type="checkbox"/>	107DI31	E0951	Heel Loop (Swing away only)	\$41.00					
<input type="checkbox"/>	107DI03	K0038	Leg Strap	\$41.00					
<input type="checkbox"/>	107DI04		Extra Leg Strap	\$41.00					
<input type="checkbox"/>	107DI05		Gel Hanger Cover	\$107.00					
<input type="checkbox"/>	107DI07		Neoprene Impact Guards	\$92.00					
<input type="checkbox"/>	107DI06		Platform Position Plates	\$51.00					
<input type="checkbox"/>	107DI32		Platform Swingaway Mechanism	\$87.00					

Lower Leg Length (LLL)									
------------------------	--	--	--	--	--	--	--	--	--

Lower Leg length standard clearance must be minimum of 5 cm (2") less than Front Seat Height. All measurements are in cm. **Measured from seat sling to the top - rear of the footrest.** See Appendix on Page 7

22cm (8.7")  
  26cm (10.2")  
  30cm (11.8")  
  34cm (13.4")  
  38cm (15.0")  
  42cm (16.5")  
  46cm (18.1")  
  50cm (19.7")

23cm (9.1")  
  27cm (10.6")  
  31cm (12.2")  
  35cm (13.8")  
  39cm (15.4")  
  43cm (16.9")  
  47cm (18.5")

24cm (9.4")  
  28cm (11.0")  
  32cm (12.6")  
  36cm (14.2")  
  40cm (15.7")  
  44cm (17.3")  
  48cm (18.9")

25cm (9.8")  
  29cm (11.4")  
  33cm (13.0")  
  37cm (14.6")  
  41cm (16.1")  
  45cm (17.7")  
  49cm (19.3")

7. BACKREST									
-------------	--	--	--	--	--	--	--	--	--

Back Type					Back Height Setting				
Half fold down option only available with 32.5cm back height and up, Fold down push handle N/A with height adj push handles or JAY backs. Half fold down back type N/A with Std EXO Uph. Half fold down with fold down push handles N/A with back heights 35cm or lower.									
<input type="checkbox"/>	107BT123		Fixed (90°)	NC	All Back height settings are in cm.				
<input type="checkbox"/>	107BT124		Fixed Half Fold down (to the front)	\$189.00	<input type="checkbox"/>	107B254	Setting	25 - 30cm Back Height	NC
<input type="checkbox"/>	107BT125		Angle Adjustable Back (75°-103°)	NC				<input type="checkbox"/> 25 (9.8") <input type="checkbox"/> 27.5 (10.8") <input type="checkbox"/> 30 (11.8")	
<input type="checkbox"/>	107BT126		Angle Adjustable Back Half Fold down	\$189.00	<input type="checkbox"/>	107B250	Setting	30 - 35cm Back Height	NC
								<input type="checkbox"/> 30 (11.8") <input type="checkbox"/> 32.5 (12.8") <input type="checkbox"/> 35 (13.8")	
					<input type="checkbox"/>	107B251	Setting	35 - 40cm Back Height	NC
								<input type="checkbox"/> 35 (13.8") <input type="checkbox"/> 37.5 (14.8") <input type="checkbox"/> 40 (15.7")	
					<input type="checkbox"/>	107B252	Setting	40 - 45cm Back Height	NC
								<input type="checkbox"/> 40 (15.7") <input type="checkbox"/> 42.5 (16.7") <input type="checkbox"/> 45 (17.7")	
					<input type="checkbox"/>	107B253	Setting	45 - 47.5cm Back Height	NC
								<input type="checkbox"/> 45 (17.7") <input type="checkbox"/> 47.5 (18.7")	



**7. BACKREST (cont)**

Push Handles			
<i>Std EXO Uph N/A with Fold down or Height Adjustable push handles</i>			
<input type="checkbox"/>	107PH20	Push handle Ergo grip long	NC
<input type="checkbox"/>	107PH5	Fold Down Push Handles Available w/ 32.5-47.5cm height (12.8-18.7")	\$102.00
<input type="checkbox"/>	107PH21	Height adjustable push Handles Available w/ 30-47.5cm height (11.8-18.7"). N/A w/Half fold down back	\$153.00
<input type="checkbox"/>	107PH25	Height adjustable push Handles for JAY Backs N/A w/Half fold down back	\$153.00
<input type="checkbox"/>	107PH22	Omit Push Handles - Straight Post	NC

Stabilizer Bar			
<i>Only available 38cm-50cm seat width. Swing away painted match to frame. Available between 35cm-47.5cm back height.</i>			
<input type="checkbox"/>	107SZ8	Stabilizer Bar	\$117.00
<input type="checkbox"/>	107SZ9	Stabilizer swing away bar <i>Must select height adj push handles</i>	\$153.00

**Backrest Upholstery**

*Std EXO Uph available with Omit & Ergo grip push handles, plastic side guards, Single post height adj & padded swing away armrests. EXO Standard and Tension Adj upholstery binding is **Standard black**. Std Uph N/A with Stabilizer bar.*

<input type="checkbox"/>	107BU88	Standard Upholstery EXO	NC
Colors: <input type="checkbox"/> Black <input type="checkbox"/> Blue <input type="checkbox"/> Orange <input type="checkbox"/> Red <input type="checkbox"/> Silver NC			
<input type="checkbox"/>	107BU89	E2611 Backrest Tension Adj EXO *Reference 186BU70 for billing	\$321.00
Colors: <input type="checkbox"/> Black <input type="checkbox"/> Blue <input type="checkbox"/> Orange <input type="checkbox"/> Red <input type="checkbox"/> Silver NC			
<input type="checkbox"/>	107BU90	E2611 Backrest Tension Adj EXO Pro 3DX *Reference 186BU71 for billing	\$337.00
Colors: <input type="checkbox"/> Black <input type="checkbox"/> Blue <input type="checkbox"/> Orange <input type="checkbox"/> Red <input type="checkbox"/> Silver NC			
<input type="checkbox"/>	107BU14	Omit Back Upholstery	-\$15.00

**Military Service Patches**

*Only available on tension adjustable upholstery and when ordered separately through JAY J3 Back OF*

<input type="checkbox"/>	107VU4	US Air Force Patch	\$102.00
<input type="checkbox"/>	107VU2	US Army Patch	\$102.00
<input type="checkbox"/>	107VU12	US Coast Guard Patch	\$102.00
<input type="checkbox"/>	107VU1	US Marines Patch	\$102.00
<input type="checkbox"/>	107VU3	US Navy Patch	\$102.00
<input type="checkbox"/>	107VU5	Purple Heart Patch	\$102.00
<input type="checkbox"/>	107VU11	Purple Heart with Air Force Patch	\$158.00
<input type="checkbox"/>	107VU9	Purple Heart with Army Patch	\$158.00
<input type="checkbox"/>	107VU13	Purple Heart with Coast Guard Patch	\$158.00
<input type="checkbox"/>	107VU8	Purple Heart with Marines Patch	\$158.00
<input type="checkbox"/>	107VU10	Purple Heart with Navy Patch	\$158.00

**JAY J3 Back**

<input type="checkbox"/>	107JB01	J3 Back <i>To order a J3 Back please select Omit Back Upholstery. See J3 Back Order Form for Part #'s in Page 9.</i>	Price List
--------------------------	---------	--	------------

**8. ARMREST / SIDEGUARDS**

**Armrest - Padded Swing Away**

*Some limitations when used with the Angle Adjustable Back.*

<input type="checkbox"/>	107AA162	Padded Swing-Away Fixed height (13")	NC
<input type="checkbox"/>	107AA18	E0973 Padded Swing-Away HT Adj (11" to 14")	\$230.00
Setting <input type="checkbox"/> 11" <input type="checkbox"/> 12" <input type="checkbox"/> 13" <input type="checkbox"/> 14"			

*Please select a setting for adjustable version, will default to 11" if no selection is made*

**Armpad - For Height Adjustable**

*\* Desk Sideguard only. \*\*Single Post only*

<input type="checkbox"/>	107AM29	Desk Length 25cm/9.8" height *	NC
<input type="checkbox"/>	107AM30	Desk Length 31cm/12.2" height *	NC
<input type="checkbox"/>	107AM31	Desk Length 33cm/13" height **	NC

**Armrest - Desk Sideguard**

*Not available with Fold Down back option or combined with Side Guard*

<input type="checkbox"/>	107LA01	E0973 Desk sideguard fixed flip up, no pad	\$255.00
<input type="checkbox"/>	107LA02	E0973 Desk sideguard fixed flip up	\$255.00
<input type="checkbox"/>	107LA03	E0973 Desk sideguard height adj. flip up, removable	\$153.00
<input type="checkbox"/>	107LG01	Quad Release - option	NC

**Side Guards**

*Increases overall width of chair. Some interference may exist w/ padded SA arms at lowest settings Not available w/Single post HA or Desk Sideguard armrests.*

<input type="checkbox"/>	107SG33	K0108 Plastic Standard	\$148.00
<input type="checkbox"/>	107SG29	K0108 Plastic Low	\$148.00
<input type="checkbox"/>	107SG35	K0108 Aluminum	\$250.00
<input type="checkbox"/>	107SG36	K0108 Aluminum w/ Fender	\$281.00
<input type="checkbox"/>	107SG12	K0108 Carbon Fiber	\$469.00
<input type="checkbox"/>	107SG41	K0108 Carbon Fiber Long w/LG Fender	\$530.00

**Armrest - Single post**

*Desk length 33cm armpad available only.*

<input type="checkbox"/>	107AA161	E0973 Single post height adj. removable, depth adjustable	\$291.00
--------------------------	----------	---	----------

**Side Guard / Desk Sideguard - Color Option**

*Available with Aluminum or Aluminum with Fender. Not applicable to carbon fiber or plastic option. Standard colors only*

<input type="checkbox"/>	107GE01	Black	NC
<input type="checkbox"/>	107GE02	Matching Frame- Standard Colors	NC

**9. KEY OPTIONS AND ACCESSORIES**

**Anti Tips**

<input type="checkbox"/>	107AT1	E0971 Anti Tips (Pair)	\$153.00
<input type="checkbox"/>	107AT81	E0971 Anti Tip swing away <input type="checkbox"/> Right Mnt <input type="checkbox"/> Left Mnt	\$128.00
<input type="checkbox"/>	107AT83	Tip assist <input type="checkbox"/> Right Mnt <input type="checkbox"/> Left Mnt	\$31.00

**Additional Pack Accessories**

<input type="checkbox"/>	107A1	Backpack - Adult	\$77.00
<input type="checkbox"/>	107A2	Backpack - Kids	\$61.00
<input type="checkbox"/>	1071A01	Seat Pouch Black	\$51.00

**Tray Tables**

*Swing Away Frame only. Only available with Single Post Height Adjustable armrests.*

<input type="checkbox"/>	107A44	E0950 Small 33-35cm (13"-14")	\$260.00
<input type="checkbox"/>	107A45	E0950 Medium 38-43cm (15"-17")	\$260.00
<input type="checkbox"/>	107A46	E0950 Large 45-50cm (18"-20")	\$260.00
<input type="checkbox"/>	107A47	E0950 X-Large 53-55cm (21"-22")	\$260.00

**Positioning Belt**

<input type="checkbox"/>	107A833	E0978 Universal 1.5" Auto Buckle Belt	\$71.00
--------------------------	---------	---------------------------------------	---------

**Spoke Guards**

*Only available with 24" Lite spoke wheels.*

<input type="checkbox"/>	1074A01	K0065 Quickie Black Spoke Guard	\$117.00
<input type="checkbox"/>	1074A02	K0065 Quickie Clear Spoke Guard	\$117.00

**9. KEY OPTIONS AND ACCESSORIES (cont)**

**Miscellaneous**

*Rubber cover only available with Aluminum Anodized & Painted handrims*

<input type="checkbox"/>	1078A48	E2207	Crutch Holder	\$199.00
<input type="checkbox"/>	1078A21		Tool Kit	\$56.00
<input type="checkbox"/>	1078A01		Gel Swing Away Pad	\$153.00
<input type="checkbox"/>	1078A46		Handrim rubber cover (24" only)	\$107.00
<input type="checkbox"/>	1078A03		Caddy	\$51.00
<input type="checkbox"/>	1078A47		Mobile phone pocket	\$26.00
<input type="checkbox"/>	107A999		Quickie Water Bottle & Holder	\$56.00

**Built For Me**

To inquire about any unique personalized Quickie products, contact:  
Phone: (800) 333 - 4000, Option #3, Fax: (800) 333-9011



**Positioning**

*Pad size is 6"x9". Swing Away frame only.*

<input type="checkbox"/>	1078A49	E1020	Lower Extremity S/A support	\$403.00
			<input type="checkbox"/> Right <input type="checkbox"/> Left	

**10. COLOR**

**Standard Frame Color**

*Handrim color option only available if Aluminum Coated colored option was selected.*  
*Black not available as base w/Zebra*

		Handrim	
<input type="checkbox"/>	107C140	Aztec Gold	<input type="checkbox"/>
<input type="checkbox"/>	107C118	Bead Blast	<input type="checkbox"/>
<input type="checkbox"/>	107C2	Black	<input type="checkbox"/>
<input type="checkbox"/>	107C141	Black Cherry	<input type="checkbox"/>
<input type="checkbox"/>	107C10	Black Opal	<input type="checkbox"/>
<input type="checkbox"/>	107C38	Blue Opal	<input type="checkbox"/>
<input type="checkbox"/>	107C36	Candy Blue	<input type="checkbox"/>
<input type="checkbox"/>	107C14	Candy Purple	<input type="checkbox"/>
<input type="checkbox"/>	107C35	Candy Red	<input type="checkbox"/>
<input type="checkbox"/>	107C142	Electric Blue	<input type="checkbox"/>
<input type="checkbox"/>	107C143	Evergreen	<input type="checkbox"/>
<input type="checkbox"/>	107C44	Glossy White	<input type="checkbox"/>
<input type="checkbox"/>	107C126	Glow	<input type="checkbox"/>
<input type="checkbox"/>	107C144	Green Apple	<input type="checkbox"/>
<input type="checkbox"/>	107C147	Hot Sparkle Pink	<input type="checkbox"/>
<input type="checkbox"/>	107C148	Mauve Pink	<input type="checkbox"/>
<input type="checkbox"/>	107C103	Rootbeer	<input type="checkbox"/>
<input type="checkbox"/>	107C114	Sparkle Silver	<input type="checkbox"/>
<input type="checkbox"/>	107C145	Sunrise Orange	<input type="checkbox"/>
<input type="checkbox"/>	107C113	Titanium Color Paint	<input type="checkbox"/>
<input type="checkbox"/>	107C8	Yellow	<input type="checkbox"/>

**Personalized Frame Color**

<input type="checkbox"/>	107C112	Desert Camouflage	\$403.00
<input type="checkbox"/>	107C43	Mossy Oak Camouflage	\$403.00
<input type="checkbox"/>	107C42	Stars & Stripes	\$403.00
<input type="checkbox"/>	107C108	Zebra (Choose above base color) Std with White unless above base paint is chosen N/A w/ Black, Matte Black, Black Opal, Titanium or Bead Blast)	\$403.00

**Anodized Color Package**

*Forks and Aluminum casters only. N/A with Frog Legs and Alum Caster color option*

<input type="checkbox"/>	107EB15	Blue	NC
<input type="checkbox"/>	107EB19	Red	NC
<input type="checkbox"/>	107EB16	Gold	\$87.00
<input type="checkbox"/>	107EB17	Lime Green	\$87.00
<input type="checkbox"/>	107EB18	Purple	\$87.00
<input type="checkbox"/>	107EB20	Ti Grey	\$87.00

**Matte Frame Color**


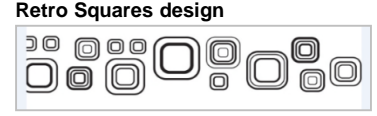

*Handrim color option only available if Aluminum Coated colored options was selected.*

		Handrim	
<input type="checkbox"/>	107C116	Matte Black	<input type="checkbox"/>
<input type="checkbox"/>	107C151	Matte Black Cherry	<input type="checkbox"/>
<input type="checkbox"/>	107C150	Matte Electric Blue	<input type="checkbox"/>
<input type="checkbox"/>	107C149	Matte Evergreen	<input type="checkbox"/>
<input type="checkbox"/>	107C152	Matte Purple	<input type="checkbox"/>

**Frame Graphics**

*Graphic designs on front frame tubes. N/A Personalized colors & Matte Black Cherry. N/A with Fixed Front low height frames or Swing Away frame*

<input type="checkbox"/>	1078A24	Bloom	\$311.00
<input type="checkbox"/>	1078A25	Dragon	\$311.00
<input type="checkbox"/>	1078A26	Ghost Flames	\$311.00
<input type="checkbox"/>	1078A27	Retro Squares	\$311.00
<input type="checkbox"/>	1078A28	Tribal	\$311.00



11. APPENDIX

**Swing Away frame Front Seat Height matrix**

FRONT SEAT HEIGHT SELECTION: in dependence of front casters, forks and frame versions

**Front seat height in centimeters**

		Front seat height in centimeters													
		16.9"	17.3"	17.7"	18.1"	18.5"	18.9"	19.3"	19.7"	20.1"	20.5"	20.9"	21.3"	21.7"	
Front Caster	Fork	43	44	45	46	47	48	49	50	51	52	53	54	55	
	3"	Multi Post.	○		○	○	○				○	○			
Single Side		○		○	○	○									
Frog Leg					○	○	○								
4"	Multi Post.	○		○	○	○				○	○		○		
	Single Side	○		○	○	○									
	Frog Leg				○	○	○		○	○					
5"	Multi Post.				○	○	○			○	○	○	○		
	Single Side				○	○	○								
	Frog Leg						○		○	○					
6"	Multi Post.						○	○		○	○	○	○	○	
	Single Side						○	○		○	○	○	○	○	
	Frog Leg								○	○					

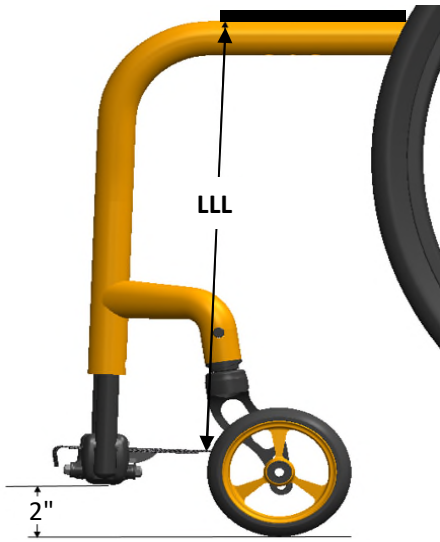
**Fixed Front/Dual Tube frame Front Seat Height matrix**

FRONT SEAT HEIGHT SELECTION: in dependence of front casters, forks and frame versions

**Front seat height in centimeters**

		Front seat height in centimeters													
		16.9"	17.3"	17.7"	18.1"	18.5"	18.9"	19.3"	19.7"	20.1"	20.5"	20.9"	21.3"	21.7"	
Front Caster	Fork	43	44	45	46	47	48	49	50	51	52	53	54	55	
	3"	Multi Post.	○	○											
Single Side		○	○												
Frog Leg					○	○	○								
4"	Multi Post.				○	○	○			○	○		○		
	Single Side				○	○	○								
	Frog Leg					○	○								
5"	Multi Post.					○	○			○	○	○	○		
	Single Side					○	○								
	Frog Leg							○		○	○	○	○		
6"	Multi Post.							○	○		○	○	○	○	
	Single Side							○	○		○	○	○	○	
	Frog Leg									○	○				

Lower Leg Length



Half Fold Down



**Back height**

		12.8"	13.8"	14.8"	15.7"	16.7"	17.7"	18.7"
		32.5	35	37.5	40	42.5	45	47.5
12.6"	32	✓	✓	✓	✓	✓	✓	✓
13.4"	34	○	✓	✓	✓	✓	✓	✓
14.2"	36	○	○	✓	✓	✓	✓	✓
15.0"	38		○	○	○	✓	✓	✓
15.7"	40			○	○	✓	✓	✓
16.5"	42				○	○	✓	✓
17.3"	44				○	○	○	✓
18.1"	46					○	○	○
18.9"	48						○	○
19.7"	50							○



=folds 90° to the front on folded chair



=can't be folded full 90° to the front on folded chair in combination with fold-down pushhandles



=can't be folded full 90° to the front on folded chair



=will fold less than 45° to the front on folded chair, folds 90° on unfolded chair



Sunrise Medical (US) LLC  
2842 Business Park Ave. · Fresno, CA 93727 · USA



Customer Service: 800-333-4000 Fax: 800-300-7502 Email: orders@sunmed.com www.sunrisemedical.com

© 1/2021 MK-129602 Rev E

### JAY® Cushion Options

Note: The JAY cushion options shown below are the most popular with Xenon<sup>2</sup> users. For additional variations of the cushions shown below or other cushion options, please visit [www.SunriseMedical.com](http://www.SunriseMedical.com) or contact Customer Service.

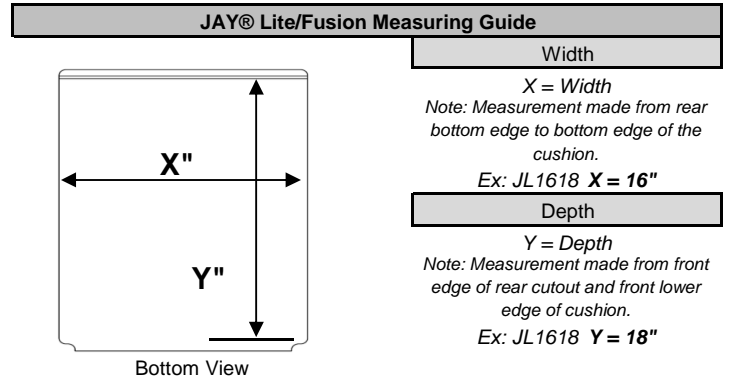
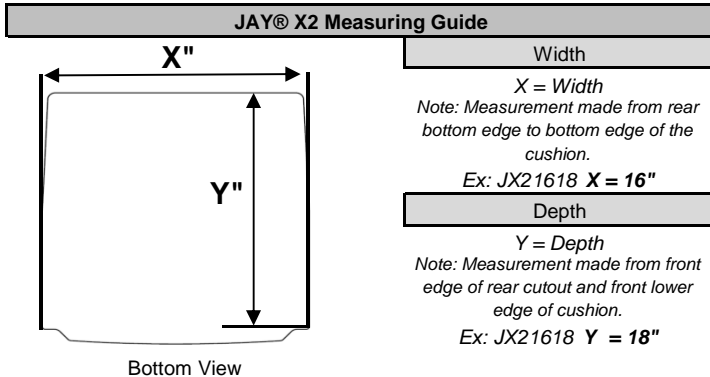
JAY® X2 Cushion - HCPCS Code E2622				
✓	Part Number	Width x Depth (in)*	Width x Depth (cm)**†	Price
<input type="checkbox"/>	JX21414	13.75 x 14	35 x 35.6	\$438
<input type="checkbox"/>	JX21416	13.75 x 16	35 x 40.6	\$438
<input type="checkbox"/>	JX21515	15.25 x 15	38.7 x 38.1	\$438
<input type="checkbox"/>	JX21516	15.25 x 16	38.7 x 40.6	\$438
<input type="checkbox"/>	JX21616	15.75 x 16	40 x 40.6	\$438
<input type="checkbox"/>	JX21617	15.75 x 17	40 x 43.2	\$438
<input type="checkbox"/>	JX21618	15.75 x 18	40 x 45.7	\$438
<input type="checkbox"/>	JX21620	15.75 x 20	40 x 50.8	\$438
<input type="checkbox"/>	JX21716	17.25 x 16	43.8 x 40.6	\$438
<input type="checkbox"/>	JX21717	17.25 x 17	43.8 x 43.2	\$438
<input type="checkbox"/>	JX21816	17.75 x 16	45.1 x 40.6	\$438
<input type="checkbox"/>	JX21818	17.75 x 18	45.1 x 45.7	\$438
<input type="checkbox"/>	JX21820	17.75 x 20	45.1 x 50.8	\$438
<input type="checkbox"/>	JX22020	19.75 x 20	50.2 x 50.8	\$438

JAY® Fusion Reduced Profile w/ Air Insert Single Valve - HCPCS Code E2622				
✓	Part Number	Width x Depth (in)*	Width x Depth (cm)**†	Price
<input type="checkbox"/>	JFUSION1414RPAS	14 x 14	35.6 x 35.6	\$505
<input type="checkbox"/>	JFUSION1415RPAS	14 x 15	35.6 x 38.1	\$505
<input type="checkbox"/>	JFUSION1416RPAS	14 x 16	35.6 x 40.6	\$505
<input type="checkbox"/>	JFUSION1417RPAS	14 x 17	35.6 x 43.2	\$505
<input type="checkbox"/>	JFUSION1418RPAS	14 x 18	35.6 x 45.7	\$505
<input type="checkbox"/>	JFUSION1514RPAS	15 x 14	38.1 x 35.6	\$505
<input type="checkbox"/>	JFUSION1515RPAS	15 x 15	38.1 x 38.1	\$505
<input type="checkbox"/>	JFUSION1516RPAS	15 x 16	38.1 x 40.6	\$505
<input type="checkbox"/>	JFUSION1517RPAS	15 x 17	38.1 x 43.2	\$505
<input type="checkbox"/>	JFUSION1518RPAS	15 x 18	38.1 x 45.7	\$505
<input type="checkbox"/>	JFUSION1519RPAS	15 x 19	38.1 x 48.3	\$505
<input type="checkbox"/>	JFUSION1520RPAS	15 x 20	38.1 x 50.8	\$505
<input type="checkbox"/>	JFUSION1614RPAS	16 x 14	40.6 x 35.6	\$505
<input type="checkbox"/>	JFUSION1615RPAS	16 x 15	40.6 x 38.1	\$505
<input type="checkbox"/>	JFUSION1616RPAS	16 x 16	40.6 x 40.6	\$505
<input type="checkbox"/>	JFUSION1617RPAS	16 x 17	40.6 x 43.2	\$505
<input type="checkbox"/>	JFUSION1618RPAS	16 x 18	40.6 x 45.7	\$505
<input type="checkbox"/>	JFUSION1619RPAS	16 x 19	40.6 x 48.3	\$505
<input type="checkbox"/>	JFUSION1620RPAS	16 x 20	40.6 x 50.8	\$505
<input type="checkbox"/>	JFUSION1714RPAS	17 x 14	43.2 x 35.6	\$505
<input type="checkbox"/>	JFUSION1715RPAS	17 x 15	43.2 x 38.1	\$505
<input type="checkbox"/>	JFUSION1716RPAS	17 x 16	43.2 x 40.6	\$505
<input type="checkbox"/>	JFUSION1717RPAS	17 x 17	43.2 x 43.2	\$505
<input type="checkbox"/>	JFUSION1718RPAS	17 x 18	43.2 x 45.7	\$505
<input type="checkbox"/>	JFUSION1719RPAS	17 x 19	43.2 x 48.3	\$505
<input type="checkbox"/>	JFUSION1720RPAS	17 x 20	43.2 x 50.8	\$505
<input type="checkbox"/>	JFUSION1814RPAS	18 x 14	45.7 x 35.6	\$505
<input type="checkbox"/>	JFUSION1815RPAS	18 x 15	45.7 x 38.1	\$505
<input type="checkbox"/>	JFUSION1816RPAS	18 x 16	45.7 x 40.6	\$505
<input type="checkbox"/>	JFUSION1817RPAS	18 x 17	45.7 x 43.2	\$505
<input type="checkbox"/>	JFUSION1818RPAS	18 x 18	45.7 x 45.7	\$505
<input type="checkbox"/>	JFUSION1819RPAS	18 x 19	45.7 x 48.3	\$505
<input type="checkbox"/>	JFUSION1820RPAS	18 x 20	45.7 x 50.8	\$505
<input type="checkbox"/>	JFUSION1915RPAS	19 x 15	48.3 x 38.1	\$505
<input type="checkbox"/>	JFUSION1916RPAS	19 x 16	48.3 x 40.6	\$505
<input type="checkbox"/>	JFUSION1917RPAS	19 x 17	48.3 x 43.2	\$505
<input type="checkbox"/>	JFUSION1918RPAS	19 x 18	48.3 x 45.7	\$505
<input type="checkbox"/>	JFUSION1919RPAS	19 x 19	48.3 x 48.3	\$505
<input type="checkbox"/>	JFUSION1920RPAS	19 x 20	48.3 x 50.8	\$505
<input type="checkbox"/>	JFUSION2015RPAS	20 x 15	50.8 x 38.1	\$505
<input type="checkbox"/>	JFUSION2016RPAS	20 x 16	50.8 x 40.6	\$505
<input type="checkbox"/>	JFUSION2017RPAS	20 x 17	50.8 x 43.2	\$505
<input type="checkbox"/>	JFUSION2018RPAS	20 x 18	50.8 x 45.7	\$505
<input type="checkbox"/>	JFUSION2019RPAS	20 x 19	50.8 x 48.3	\$505
<input type="checkbox"/>	JFUSION2020RPAS	20 x 20	50.8 x 50.8	\$505

JAY® Lite Cushion - HCPCS Code E2603				
✓	Part Number	Width x Depth (in)*	Width x Depth (cm)**†	Price
<input type="checkbox"/>	JL1414	14 x 14	35.6 x 35.6	\$385
<input type="checkbox"/>	JL1416	14 x 16	35.6 x 40.6	\$385
<input type="checkbox"/>	JL1418	14 x 18	35.6 x 45.7	\$385
<input type="checkbox"/>	JL1515	15 x 15	38.1 x 38.1	\$385
<input type="checkbox"/>	JL1516	15 x 16	38.1 x 40.6	\$385
<input type="checkbox"/>	JL1517	15 x 17	38.1 x 43.2	\$385
<input type="checkbox"/>	JL1518	15 x 18	38.1 x 45.7	\$385
<input type="checkbox"/>	JL1615	16 x 15	40.6 x 38.1	\$385
<input type="checkbox"/>	JL1616	16 x 16	40.6 x 40.6	\$385
<input type="checkbox"/>	JL1617	16 x 17	40.6 x 43.2	\$385
<input type="checkbox"/>	JL1618	16 x 18	40.6 x 45.7	\$385
<input type="checkbox"/>	JL1620	16 x 20	40.6 x 50.8	\$385
<input type="checkbox"/>	JL1715	17 x 15	43.2 x 38.1	\$385
<input type="checkbox"/>	JL1716	17 x 16	43.1 x 40.6	\$385
<input type="checkbox"/>	JL1717	17 x 17	43.1 x 43.1	\$385
<input type="checkbox"/>	JL1718	17 x 18	43.1 x 45.7	\$385
<input type="checkbox"/>	JL1816	18 x 16	45.7 x 40.6	\$385
<input type="checkbox"/>	JL1817	18 x 17	45.7 x 43.2	\$385
<input type="checkbox"/>	JL1818	18 x 18	45.7 x 45.7	\$385
<input type="checkbox"/>	JL1820	18 x 20	45.7 x 50.8	\$385
<input type="checkbox"/>	JL1916	19 x 16	48.3 x 40.6	\$385
<input type="checkbox"/>	JL1917	19 x 17	48.3 x 43.2	\$385
<input type="checkbox"/>	JL1918	19 x 18	48.3 x 45.7	\$385
<input type="checkbox"/>	JL1920	19 x 20	48.3 x 50.8	\$385
<input type="checkbox"/>	JL2016	20 x 16	50.8 x 40.6	\$385
<input type="checkbox"/>	JL2018	20 x 18	50.8 x 45.7	\$385
<input type="checkbox"/>	JL2020	20 x 20	50.8 x 50.8	\$385

\* JAY® cushions are designed to imperial values and listed metric equivalents are not exact measurements. Nominal dimensions may vary by ±0.5 in. or ±1.5 cm.

† Not all Xenon<sup>2</sup> chair sizes will have a JAY® cushion equivalent. Please contact Customer Service to modify standard cushions via JAY Your Way to chair specifications.





**JAY® J3 BACKREST OPTIONS**

To order a J3 Backrest, first choose a contour from one of the four options (A, B, C or D) below, then select the appropriate backrest height and width.

A) JAY® J3 Posterior (PA) Back - 2.2" Contour										
<b>JAY J3 Back Size (in)</b>		<b>12</b>	<b>14</b>	<b>16</b>	<b>18</b>	<b>20</b>				
Xenon <sup>2</sup> Chair Width (cm)		31 - 36	36 - 41	41 - 46	46-51	51-56				
Max Trunk Width (in)		11	13	15	17	19				
<b>Lower Thoracic (LT)</b>		<b>\$546</b>								
<b>Back Height</b>	<b>6.5" (S)</b>	J3PALTSxxSH	<input type="checkbox"/>	<input type="checkbox"/>	<input type="checkbox"/>	<input type="checkbox"/>	<input type="checkbox"/>	<input type="checkbox"/>	<input type="checkbox"/>	<input type="checkbox"/>
		J3PALTSxxRH	<input type="checkbox"/>	<input type="checkbox"/>	<input type="checkbox"/>	<input type="checkbox"/>	<input type="checkbox"/>	<input type="checkbox"/>	<input type="checkbox"/>	<input type="checkbox"/>
		J3PALTSxxRHF	<input type="checkbox"/>	<input type="checkbox"/>	<input type="checkbox"/>	<input type="checkbox"/>	<input type="checkbox"/>	<input type="checkbox"/>	<input type="checkbox"/>	<input type="checkbox"/>
	<b>8.0" (M)</b>	J3PALTMxxSH	<input type="checkbox"/>	<input type="checkbox"/>	<input type="checkbox"/>	<input type="checkbox"/>	<input type="checkbox"/>	<input type="checkbox"/>	<input type="checkbox"/>	<input type="checkbox"/>
		J3PALTMxxRH	<input type="checkbox"/>	<input type="checkbox"/>	<input type="checkbox"/>	<input type="checkbox"/>	<input type="checkbox"/>	<input type="checkbox"/>	<input type="checkbox"/>	<input type="checkbox"/>
		J3PALTMxxRHF	<input type="checkbox"/>	<input type="checkbox"/>	<input type="checkbox"/>	<input type="checkbox"/>	<input type="checkbox"/>	<input type="checkbox"/>	<input type="checkbox"/>	<input type="checkbox"/>
	<b>9.5" (T)</b>	J3PALTTxxSH	<input type="checkbox"/>	<input type="checkbox"/>	<input type="checkbox"/>	<input type="checkbox"/>	<input type="checkbox"/>	<input type="checkbox"/>	<input type="checkbox"/>	<input type="checkbox"/>
		J3PALTTxxRH	<input type="checkbox"/>	<input type="checkbox"/>	<input type="checkbox"/>	<input type="checkbox"/>	<input type="checkbox"/>	<input type="checkbox"/>	<input type="checkbox"/>	<input type="checkbox"/>
		J3PALTTxxRHF	<input type="checkbox"/>	<input type="checkbox"/>	<input type="checkbox"/>	<input type="checkbox"/>	<input type="checkbox"/>	<input type="checkbox"/>	<input type="checkbox"/>	<input type="checkbox"/>
<b>Mid Thoracic (MT)</b>		<b>\$546</b>								
<b>12.0" (S)</b>	J3PAMTSxxSH	<input type="checkbox"/>	<input type="checkbox"/>	<input type="checkbox"/>	<input type="checkbox"/>	<input type="checkbox"/>	<input type="checkbox"/>	<input type="checkbox"/>	<input type="checkbox"/>	
<b>13.5" (M)</b>	J3PAMTMxxSH	<input type="checkbox"/>	<input type="checkbox"/>	<input type="checkbox"/>	<input type="checkbox"/>	<input type="checkbox"/>	<input type="checkbox"/>	<input type="checkbox"/>	<input type="checkbox"/>	
<b>15.0" (T)</b>	J3PAMTTxxSH	<input type="checkbox"/>	<input type="checkbox"/>	<input type="checkbox"/>	<input type="checkbox"/>	<input type="checkbox"/>	<input type="checkbox"/>	<input type="checkbox"/>	<input type="checkbox"/>	

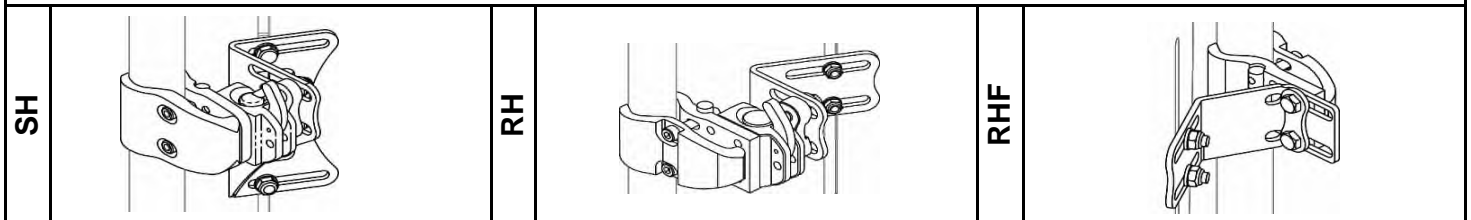
B) JAY® J3 Carbon Fiber Posterior (PA) Back - 2.2" Contour											
<b>JAY J3 Back Size (in)</b>		<b>14</b>	<b>16</b>	<b>18</b>	<b>20</b>						
Xenon <sup>2</sup> Chair Width (cm)		36 - 41	41 - 46	46-51	51-56						
Max Trunk Width (in)		11.5	13.5	15.5	17.5						
<b>Lower Thoracic (LT)</b>		<b>\$915</b>									
<b>Back Height</b>	<b>6.5" (S)</b>	J3CFPALTSxxRH	<input type="checkbox"/>	<input type="checkbox"/>	<input type="checkbox"/>	<input type="checkbox"/>	<input type="checkbox"/>	<input type="checkbox"/>	<input type="checkbox"/>	<input type="checkbox"/>	
		J3CFPALTSxxRHF	<input type="checkbox"/>	<input type="checkbox"/>	<input type="checkbox"/>	<input type="checkbox"/>	<input type="checkbox"/>	<input type="checkbox"/>	<input type="checkbox"/>	<input type="checkbox"/>	
	<b>9.5" (T)</b>	J3CFPALTTxxRH	<input type="checkbox"/>	<input type="checkbox"/>	<input type="checkbox"/>	<input type="checkbox"/>	<input type="checkbox"/>	<input type="checkbox"/>	<input type="checkbox"/>	<input type="checkbox"/>	
		J3CFPALTTxxRHF	<input type="checkbox"/>	<input type="checkbox"/>	<input type="checkbox"/>	<input type="checkbox"/>	<input type="checkbox"/>	<input type="checkbox"/>	<input type="checkbox"/>	<input type="checkbox"/>	
	<b>Mid Thoracic (MT)</b>		<b>\$915</b>								
	<b>Back Height</b>	<b>12.0" (S)</b>	J3CFPAMTSxxRH	<input type="checkbox"/>	<input type="checkbox"/>	<input type="checkbox"/>	<input type="checkbox"/>	<input type="checkbox"/>	<input type="checkbox"/>	<input type="checkbox"/>	<input type="checkbox"/>
J3CFPAMTSxxRHF			<input type="checkbox"/>	<input type="checkbox"/>	<input type="checkbox"/>	<input type="checkbox"/>	<input type="checkbox"/>	<input type="checkbox"/>	<input type="checkbox"/>	<input type="checkbox"/>	
<b>15.0" (T)</b>		J3CFPAMTTxxRH	<input type="checkbox"/>	<input type="checkbox"/>	<input type="checkbox"/>	<input type="checkbox"/>	<input type="checkbox"/>	<input type="checkbox"/>	<input type="checkbox"/>	<input type="checkbox"/>	
	J3CFPAMTTxxRHF	<input type="checkbox"/>	<input type="checkbox"/>	<input type="checkbox"/>	<input type="checkbox"/>	<input type="checkbox"/>	<input type="checkbox"/>	<input type="checkbox"/>	<input type="checkbox"/>		

C) JAY® J3 Posterior Deep Contour (PDC) Back - 6" Contour										
<b>JAY J3 Back Size (in)</b>		<b>14</b>	<b>16</b>	<b>18</b>	<b>20</b>					
Xenon <sup>2</sup> Chair Width (cm)		36 - 41	41 - 46	46-51	51-56					
Max Trunk Width (in)		11.5	13.5	15.5	17.5					
<b>Lower Thoracic (LT)</b>		<b>\$765</b>								
<b>Back Height</b>	<b>8.0" (M)</b>	J3PDCLTMxxSH	<input type="checkbox"/>	<input type="checkbox"/>	<input type="checkbox"/>	<input type="checkbox"/>	<input type="checkbox"/>	<input type="checkbox"/>	<input type="checkbox"/>	<input type="checkbox"/>
		J3PDCLTMxxRH	<input type="checkbox"/>	<input type="checkbox"/>	<input type="checkbox"/>	<input type="checkbox"/>	<input type="checkbox"/>	<input type="checkbox"/>	<input type="checkbox"/>	<input type="checkbox"/>
		J3PDCLTMxxRHF	<input type="checkbox"/>	<input type="checkbox"/>	<input type="checkbox"/>	<input type="checkbox"/>	<input type="checkbox"/>	<input type="checkbox"/>	<input type="checkbox"/>	<input type="checkbox"/>
	<b>9.5" (T)</b>	J3PDCLTTxxSH	<input type="checkbox"/>	<input type="checkbox"/>	<input type="checkbox"/>	<input type="checkbox"/>	<input type="checkbox"/>	<input type="checkbox"/>	<input type="checkbox"/>	<input type="checkbox"/>
		J3PDCLTTxxRH	<input type="checkbox"/>	<input type="checkbox"/>	<input type="checkbox"/>	<input type="checkbox"/>	<input type="checkbox"/>	<input type="checkbox"/>	<input type="checkbox"/>	<input type="checkbox"/>
		J3PDCLTTxxRHF	<input type="checkbox"/>	<input type="checkbox"/>	<input type="checkbox"/>	<input type="checkbox"/>	<input type="checkbox"/>	<input type="checkbox"/>	<input type="checkbox"/>	<input type="checkbox"/>
<b>Mid Thoracic (MT)</b>		<b>\$765</b>								
<b>12.0" (S)</b>	J3PDCMTSxxSH	<input type="checkbox"/>	<input type="checkbox"/>	<input type="checkbox"/>	<input type="checkbox"/>	<input type="checkbox"/>	<input type="checkbox"/>	<input type="checkbox"/>	<input type="checkbox"/>	
<b>15.0" (T)</b>	J3PDCMTTxxSH	<input type="checkbox"/>	<input type="checkbox"/>	<input type="checkbox"/>	<input type="checkbox"/>	<input type="checkbox"/>	<input type="checkbox"/>	<input type="checkbox"/>	<input type="checkbox"/>	

D) JAY® J3 Posterior Lateral (PL) Back - 3" Contour										
<b>JAY J3 Back Size (in)</b>		<b>12</b>	<b>14</b>	<b>16</b>	<b>18</b>	<b>20</b>				
Xenon <sup>2</sup> Chair Width (cm)		31 - 36	36 - 41	41 - 46	46-51	51-56				
Max Trunk Width (in)		9.5	11.5	13.5	15.5	17.5				
<b>Mid Thoracic (MT)</b>		<b>\$638</b>								
<b>Back Height</b>	<b>12.0" (S)</b>	J3PLMTSxxSH	<input type="checkbox"/>	<input type="checkbox"/>	<input type="checkbox"/>	<input type="checkbox"/>	<input type="checkbox"/>	<input type="checkbox"/>	<input type="checkbox"/>	<input type="checkbox"/>
	<b>13.5" (M)</b>	J3PLMTMxxSH	<input type="checkbox"/>	<input type="checkbox"/>	<input type="checkbox"/>	<input type="checkbox"/>	<input type="checkbox"/>	<input type="checkbox"/>	<input type="checkbox"/>	<input type="checkbox"/>
	<b>15.0" (T)</b>	J3PLMTTxxSH	<input type="checkbox"/>	<input type="checkbox"/>	<input type="checkbox"/>	<input type="checkbox"/>	<input type="checkbox"/>	<input type="checkbox"/>	<input type="checkbox"/>	<input type="checkbox"/>

**Note:** The J3 Back options shown are the most popular with Xenon<sup>2</sup> users. For more contours, back heights, hardware options, and accessories, please see the J3 Back order form at [www.SunriseMedical.com](http://www.SunriseMedical.com).

**JAY® J3 Back Mounting Hardware Options**



Sunrise Medical (US) LLC  
2842 Business Park Ave. · Fresno, CA 93727 · USA