

# TiLite TR TRA Order Form

Effective Jan 2023 (New Items in Red)

DUAL-TUBE RIGID FRAME

Page 1 of 8

nn DEALER INFORMATION		RTS INFORMATION	
Dealer:	Account #:	RTS:	Phone:
PO:	Ordered By:	Email:	
Email:	SHIP TO INFORMATION		
Mark For:	User Weight:	Name:	Ship Via:
TiLite Sales Rep:	Address:		
TiLite Information:	Promo Code:	City:	State: Zip:
Ship Date:	Order #:	Phone:	Fax:

More options and frame modifications may be available through our Creative Mobility Division! Please contact customer service for details or [click here](#) to view options.

Please Email or Fax to the Permobil Manual Customer Experience Team at [tilitesales@permobil.com](mailto:tilitesales@permobil.com) or 509.586.2413



## FRAME STYLE

- TAFS1 ☐ **TRA Titanium Frame** (Full Adjustability. 265 Pound Weight Limit. For Rear Seat Width A and Seat Depth B of 15" or greater, use K0005. For Rear Seat Width A and Seat Depth B of less than 15", use E1235.).....\$4759 K0005, E1235
- TRFS1 ☐ **TR Titanium Frame Ultimate TiFIT** (Minimal Adjustability. 265 Pound Weight Limit. For Rear Seat Width A and Seat Depth B of 15" or greater, use K0005. For Rear Seat Width A and Seat Depth B of less than 15", use E1235.).....\$281

## SMARTDRIVE POWER ASSIST SYSTEM



- TMAXSD1 ☐ **Permobil Smart Drive MX2+** (N/A with rear seat heights less than 13.5", or 20" rear wheels).....\$7529 E0986
- TMAXSD16 ☐ **NEW** SpeedControl Dial TMAXSD17 ☐ Extended Mount OR TMAXSD18 ☐ SwitchControl Buttons.....NCO
- TMAXSD13 ☐ **NEW** PushTracker E3 (Not required).....\$51
- TMAXSD8 ☐ SwitchControl Button with Mono Jack Option.....\$159
- TMAXSD19 ☐ **NEW** Buddy Button.....\$262
- TMAXSD4 ☐ Carrying Bag.....\$84
- TMAXSD10 ☐ Universal Padded Handle.....\$22

\*SmartDrive apps available on Watch OS (Apple Watch Series 5 or newer).

## FRAME STYLE

- THDR1 ☐ **Heavy Duty Frame** (Not Available with TR Titanium Frame. 350 Pound Weight Limit. No charge when 20" Rear Seat Width A and 20" Seat Depth B are selected. Includes Tension Adjustable by Straps Back Upholstery. Requires Folding Aluminum Adjustable Height Backrest, Billet Aluminum Front Wheels, Shadow or Spinerger SPOX Rear Wheels. LX Rear Wheels only available with 0 or 2 degree camber. Not available with Slipstream Fork, Velcro Adjustable Upholstery, Open Loop Footrest, V-Front Taper or Glide™ Forks.).....\$472
- TQST1 ☐ **Q'Straint Adaptable Frame** (350 Pound Weight Limit. No charge when 20" Rear Seat Width A and 20" Seat Depth B are selected. Includes Tension Adjustable by Straps Back Upholstery. Requires Folding Aluminum Adjustable Height Backrest, Billet Aluminum Front Wheels, Shadow or Spinerger SPOX Rear Wheels. LX Rear Wheels only available with 0 or 2 degree camber. Not available with Slipstream Fork, Velcro Adjustable Upholstery, Open Loop Footrest, V-Front Taper or Glide™ Forks.).....\$472
- TPWR1 ☐ **Power Adaptable Frame** (No charge when 20" Rear Seat Width A and 20" Seat Depth B are selected. Requires LiteSpeed Billet Aluminum Front Wheels and 0 degree camber. Not available with Single-sided Forks, or Titanium Camber Tubes. Not required for SmartDrive.).....\$369
- TRFR1 ☐ **Reinforced Frame** (No charge when 20" Rear Seat Width and 20" Seat Depth or Heavy Duty is selected.).....\$369

## FRAME FINISHES

- TFF1 ☐ **Satin** (Available with Titanium Frame only.).....STD
- SCBT1 ☐ **Satin Finish Buffing Pads**.....\$22
- TFF3 ☐ **Tattooed Titanium™** (Tattoos on front frame tubes. Titanium frame finished in Satin. Tattoos will be trimmed and adjusted to fit your frame.).....\$363

- TFF45 ☐ **Need for Speed**

- TFF44 ☐ **Flower Garden**



- TFF43 ☐ **Mosaic**



- |                             |  |   |  |
|-----------------------------|--|---|--|
| <b>High Gloss Paint</b>     | <input type="checkbox"/> TFF8 High Gloss Black     | <input type="checkbox"/> TFF10 TiLite Red         | <input type="checkbox"/> TFF29 Neon Pink           |
| <b>Metallic Paint</b>       | <input type="checkbox"/> TFF14 Ocean Blue Metallic | <input type="checkbox"/> TFF15 Tangerine Metallic | <input type="checkbox"/> TFF30 Acid Green Metallic |
| <b>Pearlescent Paint</b>    | <input type="checkbox"/> TFF17 Midnight Blue Pearl | <input type="checkbox"/> TFF18 White Pearl        |  |
| <b>Matte Paint</b>          | <input type="checkbox"/> TFF19 Black Lava          | <input type="checkbox"/> TFF27 Titanium Grey      |  |
| <b>Candy Paint</b>          | <input type="checkbox"/> TFF22 Ruby Red            | <input type="checkbox"/> TFF23 Azure Blue         | <input type="checkbox"/> TFF25 Electric Plum       |
| <b>Matte Textured Paint</b> | <input type="checkbox"/> TFF40 Hyper Blue          | <input type="checkbox"/> TFF41 Flame Orange       | <input type="checkbox"/> TFF42 OD Green.....STD    |

## COLOR ANODIZE PACKAGE

(Color Anodize Package includes: Caster Mount, Caster Fork, and Caster Caps. If no anodize color is selected, the default will be black.)

- ☐ ZANO1 Black.....STD
- ☐ ZAN12 Gold ☐ ZAN15 Green ☐ ZAN13 Purple ☐ ZAN14 Orange ☐ ZAN10 Blue ☐ ZAN11 Red.....\$71



Permobil.com  
2701 West Court Street / Pasco, Washington 99301  
Tel 800 736 0925 or Email [tilitesales@permobil.com](mailto:tilitesales@permobil.com)

OF0026 TR TRA 1212020RevE

# TiLite TR TRA Order Form

Effective Jan 2023 (New Items in Red)

DUAL-TUBE RIGID FRAME

Page 2 of 8

## 3 TiFit: TAILORED INDIVIDUALIZED FRAME

Measurements shown below are our most popular selections. **Not seeing what you want?** Contact customer service or visit our Creative Mobility Division (CMD) catalog [here](#) to view additional options.

**REAR SEAT WIDTH A** Measure from outside of seat tube at back post to the outside of the opposite seat tube at back post.

TSW1 ☐ 12" ☐ 13" ☐ 14" ☐ 15" ☐ 16" ☐ 17" ☐ 18" ☐ 19" .....STD  
ZSW2 ☐ 20" (HCPCS code only applies to 20" Rear Seat Width ; > 20" size available through CMD).....\$536 E2201

**FRONT SEAT WIDTH (SEAT TAPER) T** Measure from inside of front frame tube to inside of opposite front frame tube. (Required with V-Front End V. Not Available with Standard Front End I.)

TFSW1 ☐ No Taper .....STD  
TFSW2 ☐ 1" Taper (3" Narrower than Rear Seat Width A. Includes Tension Adjustable by Straps Seat Upholstery.) .....\$304  
TFSW4 ☐ 2" Taper (4" Narrower than Rear Seat Width A. Includes Tension Adjustable by Straps Seat Upholstery.) .....\$304

**SEAT DEPTH B** Measure from front of back post to the front edge of seat sling. Frame bend will start .5" in front of seat sling unless Custom Frame Depth is specified, or the combination of specifications affect the rolling dynamics of the chair.

TSD1 ☐ 12" ☐ 13" ☐ 14" ☐ 15" ☐ 16" ☐ 17" ☐ 18" ☐ 19" STD  
TSD2 ☐ 20" .....\$568 E2203  
TSD3 ☐ Custom Frame Depth: \_\_\_\_\_" Frame Depth Longer or Shorter Than Seat Depth (Measure from front of seat sling to beginning of frame bend. Ranges from 0.5" to 2" and can be given as specific as 1/4" increments. A Custom Frame Depth outside specified range may be available through our Creative Mobility Division. A Custom Frame Depth of 20" will have an additional charge) .....NCO

**ERGONOMIC SEAT U** Measure from front of back post to beginning of upward bend of seat tube.

TERG1 ☐ TR Ergonomic Seat (Not available with Tension Adjustable Bolt On Seat Upholstery)  
☐ 5" ☐ 6" ☐ 7" ☐ 8" ☐ 9" .....\$369  
TERG2 ☐ TRA Ergonomic Seat (Not available with V-Front or Seat Taper, Seat Back that Locks When Folded, Desk Arms, Depth Adjustable Backrests, Fold Down Rigid Sideguards, Fendered Adjustable Sideguards, Solid Seat, Tension Adjustable Bolt On Seat Upholstery.)  
☐ 6" (Minimum Seat Depth B 12") ☐ 7" (Minimum Seat Depth B 12")  
☐ 8" Minimum Seat Depth B 13").....\$433

**FRONT SEAT HEIGHT C** Measure from floor to top of seat tube at front edge of seat sling.

TFSH1 ☐ 15" ☐ 15.5" ☐ 16" ☐ 16.5" ☐ 17" ☐ 17.5" ☐ 18" ☐ 18.5" ☐ 19" ☐ 19.5"  
☐ 20" ☐ 20.5" ☐ 21" .....STD

**REAR SEAT HEIGHT D** Measure from floor to top of seat tube at back post.

Rear Wheel Size	Rear Seat Height
20"	12.5"-20"
22"	13.5"-20"
24"	14.5"-20" (15" on TRA)
25"	15.0"-20"
26"	15.5"-20"

TRSH1 ☐ 12.5" ☐ 13" ☐ 13.5" ☐ 14" ☐ 14.5" ☐ 15" ☐ 15.5" ☐ 16" ☐ 16.5"  
☐ 17" ☐ 17.5" ☐ 18" ☐ 18.5" ☐ 19" ☐ 19.5" ☐ 20" .....STD

**FRONT ANGLE or OVERALL FRAME LENGTH** Select one. If Overall Frame Length is selected, front angle will be bent to achieve requested length.

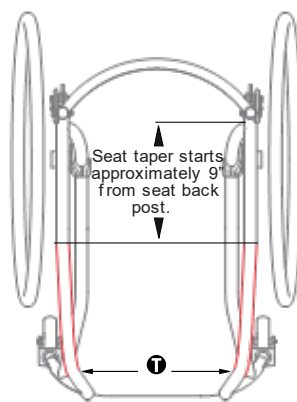
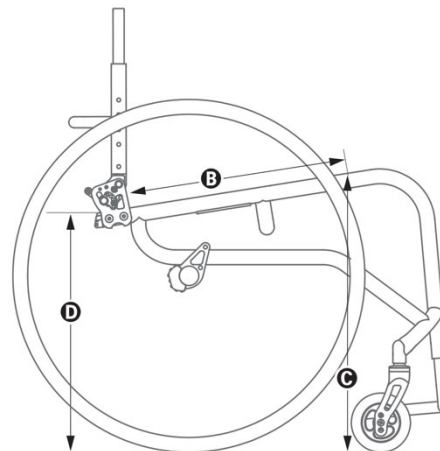
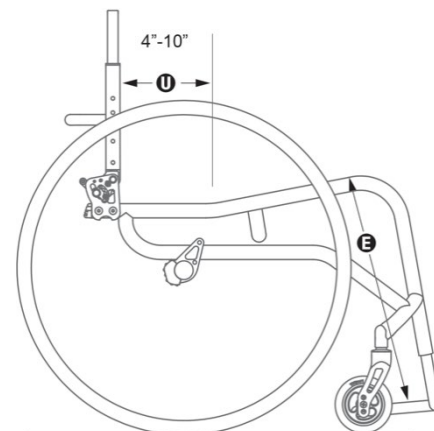
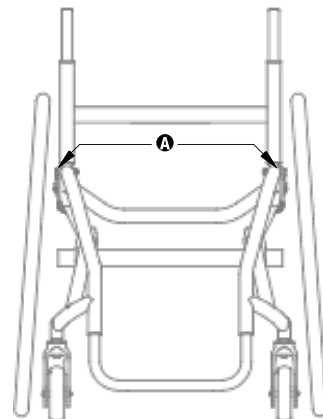
TFA1 ☐ 70° ☐ 75° ☐ 80° ☐ 85° L Measure from frame front to floor. (Not available with 6" Front Wheels.) ☐ 90° (Not available with 5" or 6" Front Wheels.).....STD  
TFA2 ☐ Overall Frame Length M \_\_\_\_\_" Measure from front of backrest to Front Edge of Footrest. ....NCO

**SEAT TO FOOTREST E** Measure from front edge of seat sling to top rear of footrest.

**Standard Footrests** Measurement must be at least 2" shorter than Front Seat Height C.

☐ 13.5" ☐ 14" ☐ 14.5" ☐ 15" ☐ 15.5" ☐ 16" ☐ 16.5" ☐ 17" ☐ 17.5" ☐ 18"  
☐ 18.5" ☐ 19"

TFTR3 ☐ Angle Adjustable Footrest .....STD  
TFTR1 ☐ Titanium Footrest w/Flat ABS Cover .....\$217



# TiLite TR TRA Order Form

Effective Jan 2023 (New Items in Red)

DUAL-TUBE RIGID FRAME

Page 3 of 8

- TFTR2 ☐ Titanium Open Loop Footrest.....\$277
- TFTR12 ☐ Angle Adjustable Flip-Back Footrest (Not available with 10" or 11" Rear Seat Width A, Heavy Duty Frame, or ABS Cover with 2" Sides).....\$244 K0040
- High Mount Footrest**
- ☐ 7"-9" ☐ 9"-11" ☐ 11"-13" Set at \_\_\_\_\_ (Use 1/2" increments)
- TFTR4 ☐ Angle Adjustable High Mount Footrest.....\$109 K0040

☐ **Custom Two-Piece Flip Up Footplates CMD 040.** Please visit our CMD catalogue and specify footrest type and rigidizer bar placement in the Notes section of this order form. Some limitations may apply.

**FOOTREST WIDTH I** or V Select either a Standard Front End I if no Seat Taper T is selected or a V-Front End V if a Seat Taper T is selected.

**STANDARD FRONT END I** Find your Rear Seat Width A in the Chart below and select one of the options to the right. Measure from inside of front frame tube to inside of opposite front frame tube.

TFE1 ☐ **NO V-Front Taper**.....STD

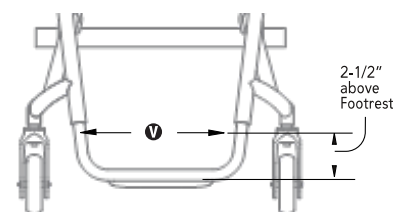
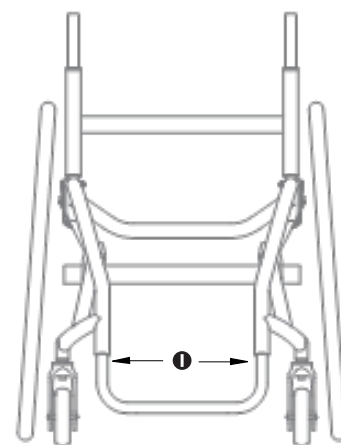
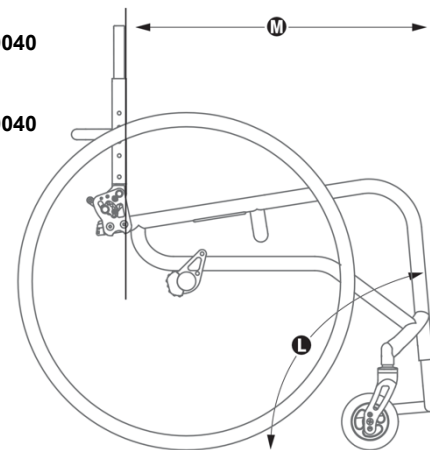
REAR SEAT WIDTH A (Outside Measurement)	FOOTREST WIDTH I		
	No Taper (2" Narrower than Rear Seat Width)	2" Taper (4" Narrower than Rear Seat Width)	4" Taper (6" Narrower than Rear Seat Width)
12"	<input type="checkbox"/> 10"	<input type="checkbox"/> 8"	
13"	<input type="checkbox"/> 11"	<input type="checkbox"/> 9"	
14"	<input type="checkbox"/> 12"	<input type="checkbox"/> 10"	<input type="checkbox"/> 8"
15"	<input type="checkbox"/> 13"	<input type="checkbox"/> 11"	<input type="checkbox"/> 9"
16"	<input type="checkbox"/> 14"	<input type="checkbox"/> 12"	<input type="checkbox"/> 10"
17"	<input type="checkbox"/> 15"	<input type="checkbox"/> 13"	<input type="checkbox"/> 11"
18"	<input type="checkbox"/> 16"	<input type="checkbox"/> 14"	<input type="checkbox"/> 12"
19"	<input type="checkbox"/> 17"	<input type="checkbox"/> 15"	<input type="checkbox"/> 13"
20"	<input type="checkbox"/> 18"	<input type="checkbox"/> 16"	<input type="checkbox"/> 14"

**V-FRONT END V** Measure from inside of front frame tube to inside of opposite front frame tube 2-1/2" above footrest. (Titanium Footrests have 1" of adjustment up and down. Not available with Ergonomic Seat frames.)

TFE2 ☐ V-Front Taper.....\$315

☐ 9" ☐ 10" ☐ 11" ☐ 12" ☐ 13" ☐ 14" ☐ 15"

☐ **Custom Abducted Front Frame Width CMD 008.** (Adapted Footrest and/or Front Seat Width) Please specify desired front seat width and desired footrest width to the nearest 1/2" in the Notes section. Some limitations may apply.



## BACK SUPPORTS

### ROHO® AGILITY® ACTIVE ALUMINUM Contour Back Support

Shell Height ☐ 8" ☐ 10"

BRS14 ☐ AGILITY Active Aluminum Min Contour with Foam.....\$738 E2620

BRS15 ☐ AGILITY Active Aluminum Mid Contour with Foam.....\$738 E2620

### ROHO® AGILITY® ACTIVE CARBON Contour Back Support (2x2 Twill Weave Carbon Fiber)

Shell Height ☐ 10" ☐ 13" ☐ 16"

☐ AGILITY Carbon Min Contour Back with Foam w/ Air Insert

BRS7 Foam w/ Air Insert.....\$738 E2620

ACB1 AGILITY Active Carbon Upgrade (Not available with Bolt-on Push Handles).....\$464

Fixed Hardware.....NCO

☐ AGILITY Carbon Mid Contour Back with Foam w/ Air Insert

BRS9 Foam w/ Air Insert.....\$738 E2620

ACB2 AGILITY Active Carbon Upgrade (Not available with Bolt-on Push Handles).....\$464

Fixed Hardware.....NCO

### COMFORT ACTA-EMBRACE® Back Support

Shell Height ☐ 10" ☐ 12" ☐ 14" ☐ 16"

SBRS16 ☐ Acta-Embrace Back with 2-PT Quick Release Compass Hardware.....\$642 E2613

CPSB1 ☐ Comfort Privacy Shield.....\$44

### COMFORT ACTA-RELIEF Back Support

Shell Height ☐ 10" ☐ 12" ☐ 14" ☐ 16"

SBRS13 ☐ Acta-Relief Back with 2-PT Quick Release Compass Hardware.....\$846 E2615

CPSB1 ☐ Comfort Privacy Shield.....\$44

# TiLite TR TRA Order Form

Effective Jan 2023 (New Items in Red)

DUAL-TUBE RIGID FRAME

Page 4 of 8

## BACK UPHOLSTERY (Want more seating options? [Click here](#) to view the new TiLite Seating Order Form.)

TBUP2	<input type="checkbox"/> Velcro Adjustable (Not available with Fold-Down Push Handles.)	STD	
<b>Tension Adjustable by Straps</b> (Required with Fold-Down Push Handles.)			
TBUP3	<input type="checkbox"/> Padded Nylon	\$369	E2611
TBUP5	<input type="checkbox"/> AIR Breathable Upholstery (Not available with Ultrasuede Backrest Stripe.)	\$369	E2611
TUPC3	Ultrasuede Backrest Stripe <input type="checkbox"/> Black	\$115	
TBUP0	<input type="checkbox"/> Omit Back Upholstery	NCO	

## TiFit: TAILORED INDIVIDUALIZED FRAME

Options shown below are our most popular selections. **Not seeing what you want** Contact customer service or visit our Creative Mobility Division (CMD) catalog [here](#) to view additional options.

## SEAT BACK TYPE/PUSH HANDLES/SEAT BACK HEIGHT F Measure from top of back post to top of seat tube at rear of frame.

TSB1	<input type="checkbox"/> Folding Aluminum Adjustable Height Back (Required for Heavy Duty Frame.)	STD
TSB2	<input type="checkbox"/> Folding Titanium Adjustable Height Back and Rounded Rigidizer Bar (Titanium back will match Frame Finish.)	\$277
TSB15	<input type="checkbox"/> Non-Folding, Fixed Height Titanium with New Rounded Rigidizer Bar (Not Available with TRA. Titanium back will match Frame Finish. Not available with Push Handles.)	\$315

## TISHAFT™ BACK RELEASE BARS (Not available with Non-Folding, Fixed Height Titanium Back.)

TSB3	<input type="checkbox"/> Aluminum	STD
TSB5	<input type="checkbox"/> 2x2 Twill Weave Carbon Fiber	\$82

## PUSH HANDLES

TSB6	<input type="checkbox"/> Integrated Push Handles	NCO
TSB7	<input type="checkbox"/> Integrated Fold-Down Push Handles (Requires Tension Adjustable by Straps Back Upholstery.)	\$125
TSB8	<input type="checkbox"/> Bolt-On Push Handles (Includes 4" Deep Backrest Rigidizer Bar.)	\$217
TSB9	<input type="checkbox"/> Bolt-On Height-Adjustable Push Handles (Includes 4" Deep Backrest Rigidizer Bar.)	\$363

## FOLDING SEAT BACK HEIGHT F (TSB1 and TSB2)

Push Handles (Selected Above)	Short	Medium	Tall	Set at: (Use 1/2" increments)
None/ Bolt-On	<input type="checkbox"/> 8.5"-11.5"	<input type="checkbox"/> 12"-16.5"	<input type="checkbox"/> 16"-20.5"	Set at: _____
Integrated	<input type="checkbox"/> 10.5"-12.5"	<input type="checkbox"/> 13.5"-16.5"	<input type="checkbox"/> 17.5"-20.5"	Set at: _____
Integrated Fold-Down	<input type="checkbox"/> 13"-15.5"	<input type="checkbox"/> 14"-18.5"	<input type="checkbox"/> 18.5"-21"	Set at: _____

## NON-FOLDING, FIXED-HEIGHT F TITANIUM SEAT BACK with New Rounded Rigidizer Bar (TSB15) (Titar. Finish. Required for fixed Side Guards. Not available with Swing Away Tubular or Swing Away - Flip Back Tubular Armrests and Integrated Push Handles, Integrated Fold-Down Push Handles or Bolt-On Height Adjustable Push Handles.)

☐ 5" ☐ 5.5" ☐ 6" ☐ 6.5" ☐ 7" ☐ 7.5" ☐ 8" ☐ 8.5" ☐ 9" ☐ 9.5" ☐ 10" ☐ 10.5" ☐ 11" ☐ 11.5" ☐ 12" ☐ 12.5" ☐ 13" ☐ 13.5" ☐ 14" ☐ 14.5" ☐ 15" ☐ 15.5" ☐ 16" ☐ 16.5" ☐ 17" ☐ 17.5" ☐ 18" ☐ 18.5" ☐ 19" ☐ 19.5" ☐ 20"

## AVAILABLE ON ALL BACKS

TSB11	<input type="checkbox"/> Backrest that Locks when Folded (Not available with Ergonomic Seat.)	STD
TSB12	<input type="checkbox"/> 4" Deep Backrest Rigidizer Bar (Not available with a Non-Folding, Fixed Height Titanium Seat Back Type. 4" Deep Rigidizer Bar is NOT a rounded style rigidizer bar.)	NCO

## SEAT BACK ANGLE G Measure angle from front of back post to floor.

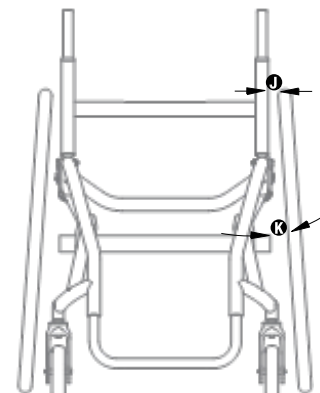
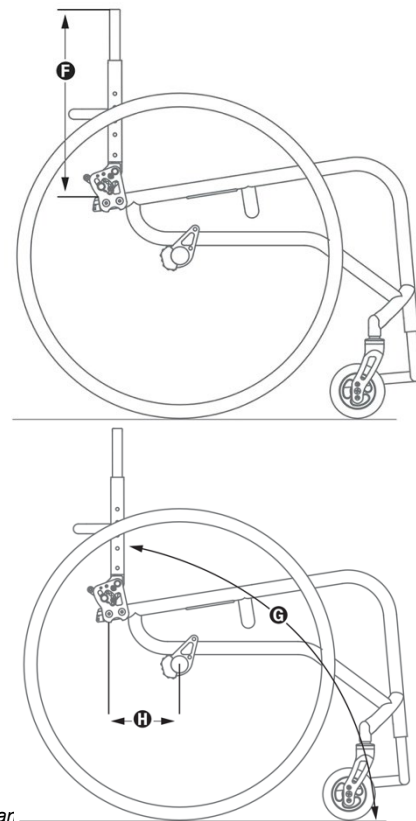
TSBA1	<b>Folding Back</b>	
	<input type="checkbox"/> 80° <input type="checkbox"/> 83° <input type="checkbox"/> 86° <input type="checkbox"/> 89° <input type="checkbox"/> 92° <input type="checkbox"/> 95° <input type="checkbox"/> 98° <input type="checkbox"/> 101°	STD
TSBA1	<b>Non-Folding Back</b>	
	<input type="checkbox"/> 80° <input type="checkbox"/> 81° <input type="checkbox"/> 82° <input type="checkbox"/> 83° <input type="checkbox"/> 84° <input type="checkbox"/> 85° <input type="checkbox"/> 86° <input type="checkbox"/> 87° <input type="checkbox"/> 88° <input type="checkbox"/> 89° <input type="checkbox"/> 90°	
	<input type="checkbox"/> 91° <input type="checkbox"/> 92° <input type="checkbox"/> 93° <input type="checkbox"/> 94° <input type="checkbox"/> 95° <input type="checkbox"/> 96° <input type="checkbox"/> 97° <input type="checkbox"/> 98° <input type="checkbox"/> 99° <input type="checkbox"/> 100° <input type="checkbox"/> 101°	NCO

## CENTER OF GRAVITY H Measure from front of back post at the seat tube to the center of the rear axle. If no center of gravity is selected, chair will ship with the center of gravity in the rearward-most position.

TCOG1	<input type="checkbox"/> 1" <input type="checkbox"/> 1.25" <input type="checkbox"/> 1.5" <input type="checkbox"/> 1.75" <input type="checkbox"/> 2" <input type="checkbox"/> 2.25" <input type="checkbox"/> 2.5" <input type="checkbox"/> 2.75" <input type="checkbox"/> 3" <input type="checkbox"/> 3.25" <input type="checkbox"/> 3.5" <input type="checkbox"/> 3.75" <input type="checkbox"/> 4" <input type="checkbox"/> 4.25" <input type="checkbox"/> 4.5" <input type="checkbox"/> 4.75" <input type="checkbox"/> 5"	STD
-------	---	-----

## REAR WHEEL SPACING J/PLUGS Measure from outside of seat back post to inside of rear tire. TRA 0.75" Rear Wheel Spacing not available with 0° or 2° Camber K. Ergonomic Seat selection may limit available center of gravity.

TRWS1	<input type="checkbox"/> .75" <input type="checkbox"/> 1" <input type="checkbox"/> 1.25	STD
TCBR12	<input type="checkbox"/> Adjustable Rear Wheel Spacing Camber Plugs	STD





# TiLite TR TRA Order Form

Effective Jan 2023 (New Items in Red)

DUAL-TUBE RIGID FRAME

Page 5 of 8

TCBR9	<input type="checkbox"/> Additional Spacers to Increase Rear Wheel Spacing.....	NCO
TCBR11	<input type="checkbox"/> Zero Play Aluminum Camber Plugs (Not available with Power Adaptable Frame or more than 6° of Camber K.).....	NCO

## SEAT UPHOLSTERY

ZSUP1	<input type="checkbox"/> Tension Adjustable Bolt On (Not available with Ergonomic Seat or Tapered Seat T. Black only.).....	STD
ZSUP2	<input type="checkbox"/> Tension Adjustable by Straps (Standard with Ergonomic Seat and Front Seat Width (Seat Taper) T of 1", 2" or 3". Black upholstery only.).....	\$201
ZSUP8	<input type="checkbox"/> Aluminum Solid Seat (Not available with 10" or 11" Rear Seat Width A, Ergonomic Seat U requires CMD 016).....	\$309
ZSUP0	<input type="checkbox"/> Omit Seat.....	NCO

☐ Custom iSleeve CMD 018. Please provide sleeve width and depth (in inches) in the Notes section at the end of this order form (add 1" to device depth and ¼" to width). Some limitations may apply.

## SEAT CUSHION (Want more seating options? [Click here](#) to view the new TiLite Seating Order Form.)

ZCSH2	<input type="checkbox"/> Comfort Curve Cushion (Stretch-Air cover).....	\$122	E2601
ZCSH23	<input type="checkbox"/> Comfort Acta-Embrace™ Comfort-Tek Zero Elevation Cushion.....	\$428	E2607
ZCSH11	<input type="checkbox"/> ROHO® Single Compartment (Fits seat widths 14" to 19") Profile: <input type="checkbox"/> Low <input type="checkbox"/> Mid <input type="checkbox"/> High.....	\$534	E2622
XCSH14	<input type="checkbox"/> ROHO® QUADTRO SELECT® Cushion (Fits seat widths 14" to 19") Profile: <input type="checkbox"/> Low <input type="checkbox"/> Mid <input type="checkbox"/> High.....	\$534	E2624
ZCSH16	<input type="checkbox"/> ROHO® Hybrid Select (Fits seat widths 14" to 18", and 20").....	\$571	E2624
ZCSH17	<input type="checkbox"/> Vicair Vector 02 with Comfair Cover (Fits seat widths A 14" to 19". Non-stock upcharges may apply.).....	\$515	E2624

## CAMBER K/CAMBER TUBES

TCBR1	<input type="checkbox"/> 0° <input type="checkbox"/> 2° <input type="checkbox"/> 4° <input type="checkbox"/> 6° (8° of Camber K may be available through our Creative Mobility Division.).....	STD
TCBR15	<input type="checkbox"/> Aluminum Camber Tube.....	STD
TCBR3	<input type="checkbox"/> Titanium Camber Tube (Not available with Power Adaptable Frame.).....	\$217

## CUSTOM CONFIGURATION OPTIONS

### FRONT WHEELS

TFW24	<input type="checkbox"/> 3"x1.5" LiteSpeed Billet Aluminum Wheel w/Soft Roll Tire <input type="checkbox"/> Silver Hub <b>OR</b> <input type="checkbox"/> Black Hub.....	\$206
TFW14	<input type="checkbox"/> 4"x.75" Plastic Wheel w/Poly Tire (Not available with Slipstream Fork or Power Adaptable Frame.).....	NCO
TFW3	<input type="checkbox"/> 4"x.75" Light-Up Micro-Caster (Not available with Slipstream Fork or Power Adaptable Frame.).....	\$88
TFW26	<input type="checkbox"/> 4"x1.5" LiteSpeed Plastic Wheel w/Soft Roll Tire (Not available with Power Assist, Power Add-on System or Heavy Duty Frame.).....	\$112
TFW27	<input type="checkbox"/> 4"x1.5" LiteSpeed Billet Aluminum Wheel w/Soft Roll Tire <input type="checkbox"/> Silver Hub <b>OR</b> <input type="checkbox"/> Black Hub.....	\$217
TFW6	<input type="checkbox"/> 5"x1" Plastic Wheel w/Poly Tire (Not available with 90° Front Angle L, Slipstream Fork or Power Adaptable Frame.).....	NCO
TFW28	<input type="checkbox"/> 5"x1.5" LiteSpeed Plastic Wheel w/Soft Roll Tire (Not available with 90° Front Angle L or Power Adaptable Frame.).....	\$103
TFW30	<input type="checkbox"/> 5"x1.5" LiteSpeed Billet Aluminum Wheel w/Soft Roll Tire <input type="checkbox"/> Silver Hub <b>OR</b> <input type="checkbox"/> Black Hub (Not available with 90° Front Angle L).....	\$233
TFW9	<input type="checkbox"/> 6"x1" Plastic Wheel w/Poly Tire (Not available with 85° or 90° Front Angle L, Slipstream Fork or Power Adaptable Frame.).....	NCO
TFW32	<input type="checkbox"/> 6"x1.5" LiteSpeed Plastic Wheel w/Soft Roll Tire (Not available with 85° or 90° Front Angle L, Slipstream Fork or Power Adaptable Frame.).....	\$119
TFW33	<input type="checkbox"/> 6"x1.5" LiteSpeed Billet Aluminum Wheel w/Soft Roll Tire <input type="checkbox"/> Silver Hub <b>OR</b> <input type="checkbox"/> Black Hub (Not available with 85° or 90° Front Angle L or Slipstream Fork.).....	\$244

### PRECISION LOCK FRONT FORKS

TFK1	<input type="checkbox"/> TiLite Standard Fork.....	STD
TFK2	<input type="checkbox"/> TiLite Slipstream Single-Sided Fork (Not available with Power Adaptable Frame.).....	\$185
TGL1	<input type="checkbox"/> Glide™ Suspension Fork (Black anodize only. Not available with Heavy Duty Frame.).....	\$526
	Rider's Weight: <input type="checkbox"/> 125 lbs. <input type="checkbox"/> 125-180 lbs. <input type="checkbox"/> 180-265 lbs.	
TTFS1	<input type="checkbox"/> Titanium Fork Stem.....	\$66

### STANDARD REAR WHEELS (See Rear Seat Height Ranges Chart for Rear Seat Height D limitations.)

TRW14	TiLite SHADOW™.....	STD
	<input type="checkbox"/> 20"(451)	
	<input type="checkbox"/> 22"(501)	
	<input type="checkbox"/> 24"(540)	
	<input type="checkbox"/> 25"(559) (Requires 15" minimum Seat Depth B.)	
	<input type="checkbox"/> 26"(590) (Requires 15" minimum Seat Depth B.)	

### PERFORMANCE REAR WHEELS (See Rear Seat Height Ranges Chart for Rear Seat Height D limitations.)

TRW7	Spinergy SPOX <input type="checkbox"/> Black <input type="checkbox"/> Red <input type="checkbox"/> Blue <input type="checkbox"/> White <input type="checkbox"/> Orange <input type="checkbox"/> Pink <input type="checkbox"/> Purple <input type="checkbox"/> Green (Orange, Pink, Purple And Green only available in 20" size.).....	\$915
	<input type="checkbox"/> 20"(451) - Std. Hub	
	<input type="checkbox"/> 22"(501) - Std. Hub	
	<input type="checkbox"/> 24"(540) - Std. Hub	
	<input type="checkbox"/> 25"(559) - Std. Hub (Requires 15" minimum Seat Depth B.)	
	<input type="checkbox"/> 26"(590) - Std. Hub (Requires 15" minimum Seat Depth B.)	

# TiLite TR TRA Order Form

Effective Jan 2023 (New Items in Red)

DUAL-TUBE RIGID FRAME

Page 6 of 8

TRW8	Spinergy LX <input type="checkbox"/> Black <input type="checkbox"/> Red <input type="checkbox"/> Blue <input type="checkbox"/> White <input type="checkbox"/> Bright Orange <input type="checkbox"/> Flamingo Pink <input type="checkbox"/> Purple <input type="checkbox"/> Green .....	\$1148
	<input type="checkbox"/> 22"(501) - Std. Hub	
	<input type="checkbox"/> 24"(540) - Std. Hub	
	<input type="checkbox"/> 25"(559) - Std. Hub (Requires 15" minimum Seat Depth B.)	
	<input type="checkbox"/> 26"(590) - Std. Hub (Requires 15" minimum Seat Depth B.)	
TRW9	Spinergy Design Lab LX Wheels (If same color is selected, anodized hubs and rims match color anodized package on page 1. Available with black spokes only.)	
	<input type="checkbox"/> Gold Anodize <input type="checkbox"/> Green Anodize <input type="checkbox"/> Blue Anodize <input type="checkbox"/> Red Anodize <input type="checkbox"/> Purple Anodize <input type="checkbox"/> Orange Anodize.....	\$1364
	<input type="checkbox"/> 22"(501) - Std. Hub	
	<input type="checkbox"/> 24"(540) - Std. Hub	
	<input type="checkbox"/> 25"(559) - Std. Hub (Requires 15" minimum Seat Depth B.) <input type="checkbox"/> 26"(590) - Std. Hub (Requires 15" minimum Seat Depth B.)	
TRW16	Spinergy® Carbon Blade with 2x2 Twill Weave Carbon Fiber (Not available with Heavy Duty Frame.).....	\$1602
	<input type="checkbox"/> 24"(540)	
	<input type="checkbox"/> 25"(559) (Requires 15" minimum Seat Depth B.)	
TRW17	X-Core Mag (Not available with Heavy Duty Frame, Short Tabs, Quad Release Axles, Spoke Guards or Omit Handrims Option. Requires Aluminum Sliver Anodized Handrims.).....	\$66
	<input type="checkbox"/> 20"(451)	
	<input type="checkbox"/> 22"(501)	
	<input type="checkbox"/> 24"(540)	

## AXLES

TAXL1	<input type="checkbox"/> Stainless Quick Release.....	STD
TAXL2	<input type="checkbox"/> Titanium Quick Release.....	\$277
TAXL3	<input type="checkbox"/> Quad Release (Not available with Mag or 26"(590) Spinergy Spox or LX Rear Wheels.).....	\$169

## PNEUMATIC REAR TIRES

TRTR1	<input type="checkbox"/> Treaded 22"(501), 24"(540), and 26"(590).....	STD
TRTR2	<input type="checkbox"/> Airless Inserts (Not available with Spinergy Carbon Blade Rear Wheels.).....	\$98
TRTR31	<input type="checkbox"/> MBL SpeedLite 20"(451), 22"(501), 24"(540), 25"(559) and 26"(590).....	STD
TRTR30	<input type="checkbox"/> 24"(540), 25"(559) and 26"(590) Primo Sentinel.....	\$136
TRTR8	<input type="checkbox"/> 24"(540), 25"(559) and 26"(590) Schwalbe® Marathon Plus Evolution.....	\$152
TRTR32	<input type="checkbox"/> 24"(540) Primo C-763 Knobby.....	\$104

E2213

## SOLID REAR TIRES (Not available with Spinergy Carbon Blade Rear Wheels.)

TRTR22	<input type="checkbox"/> 20"(451), 22"(501), 24"(540) and 25"(559) Primo Express.....	\$120
TRTR23	<input type="checkbox"/> 24"(540) and 25"(559) Primo Active.....	\$147

## HANDRIMS

TRIM1	<input type="checkbox"/> Aluminum – Silver Anodized.....	STD
TRIM21	<input type="checkbox"/> Aluminum – Black Anodized.....	NCO
TRIM12	<input type="checkbox"/> Titanium – Satin Finish (Not available with 20"(451) or 22"(501) Rear Wheels, or 24"(540) Knobby tires.).....	\$509
TRIM10	<input type="checkbox"/> The Surge (All-In-One Oval with Gription™ Strip, Larger Profile) (Not available with 20"(451) Rear Wheels.).....	\$433
TRIM11	<input type="checkbox"/> The Surge LT (All-In-One Oval with Gription™ Strip, Smaller Profile) (Not available with 20"(451) Rear Wheels.).....	\$466
TRIM20	<input type="checkbox"/> Q-Grip (Exclusive High-Friction, Anti-Slip Coating) (Not available with 20"(451) Rear Wheels.).....	\$358

## The Natural-Fit® (Original, Larger Profile) (Not available with 20"(451) Rear Wheels.)

TRIM14	<input type="checkbox"/> Standard Grip (Not available with Short Tabs or Spinergy Carbon Blade Rear Wheels.).....	\$428
TRIM15	<input type="checkbox"/> Super Grip (Not available with Short Tabs or Spinergy Carbon Blade Rear Wheels.).....	\$466
TRIM16	<input type="checkbox"/> Without Thumb Grip.....	\$390

## The Natural-Fit® LT (Reduced Weight, Smaller Profile) (Not available with 20"(451) Rear Wheels.)

TRIM17	<input type="checkbox"/> Standard Grip (Not available with Short Tabs or Spinergy Carbon Blade Rear Wheels.).....	\$440
TRIM18	<input type="checkbox"/> Super Grip (Not available with Short Tabs or Spinergy Carbon Blade Rear Wheels.).....	\$514
TRIM19	<input type="checkbox"/> Without Thumb Grip.....	\$423

## Additional Handrim Options

TRIM5	<input type="checkbox"/> Plastic Coated – Black.....	\$174
TRIM22	<input type="checkbox"/> Omit Handrims.....	NCO

## Tab Length

TRIM7	<input type="checkbox"/> Long Tabs.....	STD
TRIM8	<input type="checkbox"/> Short Tabs (Not available with Mag Rear Wheels or The Natural-Fit® Handrims with Thumb Grip.).....	\$28

## WHEEL LOCKS

TWLK7	<input type="checkbox"/> Compact Composite Push to Lock (Available with .75" to 1.5" Rear Wheel Spacing ) only.).....	NCO
TWLK8	<input type="checkbox"/> Compact Composite Pull to Lock (Available with .75" to 1.5" Rear Wheel Spacing ) only.).....	NCO
TWLK10	<input type="checkbox"/> Extension Handles for Compact Composite Push/Pull to Lock.....	\$93

E0961

## Additional Wheel Locks

TWLK11	<input type="checkbox"/> MBL Composite Scissor Lock.....	\$158
TWLK3	Uni-Lock Set At: <input type="checkbox"/> Push <b>OR</b> <input type="checkbox"/> Pull.....	\$179
TWLK4	<input type="checkbox"/> Extension Handles for Uni-Lock.....	\$93
TWLK15	<input type="checkbox"/> Grade Aids Push to Lock (Not available with solid rear tires).....	\$190

E0961

E0974

# TiLite TR TRA Order Form

Effective Jan 2023 (New Items in Red)

DUAL-TUBE RIGID FRAME

Page 7 of 8

## SIDE GUARDS

### Aluminum

TSDG2	<input type="checkbox"/> Rigid Removable	<input type="checkbox"/> Small	OR	<input type="checkbox"/> Std	\$217	
TSDG3	<input type="checkbox"/> Quad Removable w/Hole	<input type="checkbox"/> Small	OR	<input type="checkbox"/> Std	\$233	
TSDG4	<input type="checkbox"/> Fold Down Rigid	<input type="checkbox"/> Small	OR	<input type="checkbox"/> Std (Not available with Ergonomic Seat.)	\$363	
TSDG6	<input type="checkbox"/> Fendered Adjustable (Available with 24" and 25" Rear Wheels. Requires Rear Seat Height D of 14.5" to 18.5".)				\$363	

### 2x2 Twill Weave Carbon Fiber

TSDG7	<input type="checkbox"/> Rigid Removable	<input type="checkbox"/> Small	OR	<input type="checkbox"/> Std	\$336	
TSDG8	<input type="checkbox"/> Quad Removable w/Hole	<input type="checkbox"/> Small	OR	<input type="checkbox"/> Std	\$347	
TSDG9	<input type="checkbox"/> Fold Down Rigid	<input type="checkbox"/> Small	OR	<input type="checkbox"/> Std (Not available with Ergonomic Seat or Carbon Edition.)	\$499	
TSDG12	<input type="checkbox"/> Fendered Removable				\$493	

### Available on Aluminum and Carbon Fiber Non-Fendered Side Guards

TSDG13	<input type="checkbox"/> Side Guards Custom Cut to Profile of Rear Wheels	\$342	
--------	---	-------	--

☐ **Custom Offset Profiled Sideguards (Removable or Fold-Down) CMD 007.** Please specify desired offset to nearest  $\pm\frac{1}{2}$ " (e.g.,  $\pm 0.50$ ") and sideguard type (rigid or fold-down) in the Notes section of the order form. Sideguard material must be selected. Some limitations may apply.

## CUSTOM CONFIGURATION OPTIONS

### ARMRESTS (Desk Arms come with built-in Side Guards.)

TARM1	Swing Away Tubular <input type="checkbox"/> 6.5" to 9.5" OR <input type="checkbox"/> 9.5" to 12.5" (Not Available with Non-Folding, Fixed Height Titanium Seat Back or Height Adjustable Push Handles.)	\$244	E0973
TARM4	<input type="checkbox"/> Swing Away - Flip Back Tubular 8.5" to 11.5" (Not Available with Non-Folding, Fixed Height Titanium Seat Back.)	\$342	E0973
TARM2	Removable Height Adjustable Desk Arm with Rigid Side Guard (Requires 14" minimum Seat Depth B. Not available with Ergonomic Seat.)	\$363	E0973
	<input type="checkbox"/> 9" to 12" OR <input type="checkbox"/> 12" to 15"		
TARM3	<input type="checkbox"/> Standard Length Pad (10") OR <input type="checkbox"/> Full Length Pad (14")		
	Removable Height Adjustable Desk Arm with Rigid Side Guard and Transfer Loop (Requires 15" minimum Seat Depth B. Not Available with Ergonomic Seat.)	\$406	E0973
	<input type="checkbox"/> 9" to 12" OR <input type="checkbox"/> 12" to 15"		
	<input type="checkbox"/> Standard Length Pad (10") OR <input type="checkbox"/> Full Length Pad (14")		

### Available Armrest Option

TARM5	<input type="checkbox"/> Covered in Black Ultrasuede (Not available with Desk Arms)	\$120	
-------	---	-------	--

### SEAT BELTS

TBLT1	<input type="checkbox"/> Velcro Adjustable, Black Nylon Webbing	\$61	E0978
TBLT2	<input type="checkbox"/> Bodypoint® 2" Push-Button Buckle (Auto-Style.)	\$103	E0978
TBLT4	<input type="checkbox"/> Bodypoint® 1" Wide Push-Button Buckle Padded (Auto-Style.) (Not available with 19" or 20" Rear Seat Widths A.)	\$196	E0978
TBLT5	<input type="checkbox"/> Bodypoint® 1.5" Wide Push-Button Buckle Padded (Auto-Style.) (Not available with 19" or 20" Rear Seat Widths A.)	\$185	E0978
TBLT10	<input type="checkbox"/> Bodypoint® Optional Band Clamp Mounting Hardware	\$22	K0108
TBLT16	<input type="checkbox"/> Bodypoint® EvoFlex® Pelvic Stabilizer Push Button	\$201	E0978

### CALF STRAP

TCLF2	Velcro Adjustable	\$44	K0038
	<input type="checkbox"/> Small (Recommended for 9" - 12" Footrest Widths.)		
	<input type="checkbox"/> Medium (Recommended for 11" - 15" Footrest Widths.)		
	<input type="checkbox"/> Large (Recommended for 14" - 17" Footrest Widths.)		
	<input type="checkbox"/> Xtra Large (Recommended for 16" - 19" Footrest Widths.)		
TCLF3	Bodypoint® Padded Velcro Adjustable	\$109	K0038
	<input type="checkbox"/> Medium (Recommended for 11" - 15" Footrest Widths.)		
	<input type="checkbox"/> Large (Recommended for 16" - 19" Footrest Widths.)		
TCLF1	<input type="checkbox"/> Buckle Adjustable, Black Nylon Webbing	\$34	K0038

### RESIDUAL LIMB SUPPORT

TRSL1	<input type="checkbox"/> Residual Limb Support <input type="checkbox"/> Left OR <input type="checkbox"/> Right (8" width x 10" length)	\$428	E1020
TRSL2	<input type="checkbox"/> Residual Limb Support Pair (8" width x 10" length)	\$855	E1020

### BACKPACK

TBCK3	<input type="checkbox"/> Permobil Medical Necessities Backpack	\$103	
-------	--	-------	--

### SEAT POUCH

TPCH3	<input type="checkbox"/> Permobil Medical Necessities Seat Pouch	\$66	
TPCH4	<input type="checkbox"/> Bodypoint® Mobility Bag	\$109	

# TiLite TR TRA Order Form

Effective Jan 2023 (New Items in Red)

DUAL-TUBE RIGID FRAME

Page 8 of 8

## SPOKE GUARDS

TGRD1 ☐ Clear Lexan with TiMotion Logo (Not available with Mag Rear Wheels.).....\$147 K0065

## ANTI-TIPS

TTIP1 ☐ Rear Aluminum - Black.....\$174 E0971

TTIP2 ☐ User Friendly Flip-up.....\$363 E0971

## ACCESSORIES

TUEST1 Upper Extremity Support Tray ☐ 12" to 14" OR ☐ 13" to 15" Seat Widths A (Requires Armrests.).....\$315 E0950

TLUG1 ☐ Luggage Carriers.....\$158

TMPCT2 ☐ Black Neoprene Impact Guards with Ultrasuede Stripe .....\$115

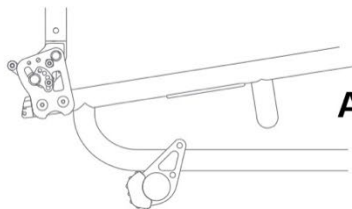
TCH1 ☐ Crutch Holder.....\$244 E2207

TAFP1 4" Logo Patch ☐ Army ☐ Navy ☐ Air Force ☐ Marines.....\$115

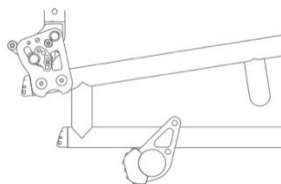
## NOTES

The rear frame for a TR will be square when the Center of Gravity H measurement is less than 3.5". TRA will always be a Rounded Rear Frame.

## GENERAL



A. Round rear frame



B. Square rear frame

More options and frame modifications may be available through our Creative Mobility Division! Please contact customer service for details or [click here](#) to view options.

Permobil manufactures TiLite manual wheelchairs in a wide variety of configurations to meet the varied needs of wheelchair users. The final selection of a particular model, its options and accessories, and its measurements rests solely with the wheelchair user and advising healthcare professional. These wheelchairs must be fitted by a qualified healthcare professional. HCPCS Codes are for reference purposes only. Actual coding and coverage varies by payer. Proper HCPCS coding is not a guarantee of payment. Please verify the appropriate payer's coverage policy.

**Get the latest order forms at permobil.com.** Prices, standard features, options and accessories are subject to change without notice. All rights reserved. Trademarks are identified by symbols™ and ®. TiLite, TiFit, the TiLite logo, Ti, the Ti logo, and TiShaft are registered trademarks of TiSport, LLC and are licensed to Permobil. Permobil® is a registered trademark of Permobil. Adobe®, Acrobat®, Acrobat Professional® and Reader® are registered trademarks of Adobe Systems Inc. Bodypoint® is a registered trademark of Bodypoint Inc. Kenda® is a registered trademark of Kenda Rubber Industrial Co. Ltd. ROHO®, AGILITY®, Low Profile® and Quadtro Select® are registered trademarks of ROHO Inc. Schwalbe® is a registered trademark of Ralf Bohle GmbH. The Natural-Fit® and Out-Front® are registered trademarks of Three Rivers Holdings, LLC. The ACTA-BACK®, ACTA-EMBRACE™, COMFORT-TEK™, COMPASS®, CURVE®, ELEMENTS®, and STRETCH AIR™ are registered trademarks of THE COMFORT COMPANY® and are licensed to Permobil. Q'Straint® is a registered trademark of Q'Straint Inc.

## NOTES

### QUOTE THIS CHAIR

If you are using Adobe Acrobat, this order form may be converted into a quote request or into an order by clicking one of the buttons (this feature is available exclusively to Permobil dealers and distributors). A Quote or an Order Confirmation will be sent to you within 24 hours.

### ORDER THIS CHAIR