

EasyStand® Evolv™



The Natural Way to Stand

Clinical and consumer feedback is the foundation for the new EasyStand Evolv. With a focus on positioning, modularity, and growth, the Evolv is the next generation of sit to stand technology. It is available in Youth and Adult sizes.

Evolv Youth- fits individuals from 4'0"-5'6" (122-168 cm) and up to 200 lbs. (90 kg).

Evolv Adult- fits individuals from 5'0"-6'2" (152-188 cm) and up to 280 lbs. (127 kg).

As the leader in sit to stand standing, Altmate Medical has perfected the optimum standing position in the new EasyStand Evolv. The pivot points of the stander mimic the body's natural pivot points, providing precise user positioning and minimizing shear.

The seat is contoured to provide a comfortable and precise standing position. When positioned correctly, it provides a maximum over-center stretch for various body types. The strategically located pivot points make the hip supports, lateral supports, and head support remain in place from sitting to standing.



Frankie Ess
Cerebral Palsy
5'3" (160 cm)

Evolv Basic Specifications


Height Range - Youth	4'0"-5'6"	122-168cm
- Adult	5'0"- 6'2"	152-188cm
Weight Limit - Youth	200 lbs.	90kg
- Adult	280 lbs.	127kg
Seat Depth Range -Youth	14"-19"	36-48cm
-from seat pivot -Adult	16"-21"	41-53cm
Seat to Footplate Range		
-from seat pivot	14"-21"	36-53cm
Kneepad Depth Range		
-from seat pivot	3.5"-5.75"	9-15cm
Seat Height	21.5"	55cm
Table/Frontpad Depth Range		
-from seat pivot	0-10.5"	0-27cm
Standard Table Height Range		
-from seat pivot	15.5"-30.5"	39-77cm
Knee Width Large		
-center to center	9"	23cm
Footprint		
-caster to caster	25"x33"	64x84cm
Weight of Basic Unit -Youth	101 lbs.	46kg
-Adult	104 lbs.	47kg
Frame Color	Charcoal	
Standard Upholstery Color	Black	
Standard Table Size	21"x24"	53x61cm

"It is great to stretch my legs out. It's very important for maintaining my bone strength in my legs. I enjoy seeing things at a higher level. It's lightweight, mobile and cool looking. The EasyStand Evolv stands me up straight."

Tony W. - Fulda, MN, USA



The Natural Way to Stand



The open base and wide seat of the Evolv allows for safe and easy transfers. The base also has open rear legs and a center frame that provides accessibility for users who transfer with a patient lift.

The Evolv allows the user to be standing in three easy steps (transfer, adjust, and pump up) and provides a supportive transition to standing. The user can independently achieve the standing position using the manual hydraulic actuator or optional Pow'r Up Lift.

With over 40 options and configurations, the EasyStand Evolv is the most modular stander available. All options including the Active Standing Glider, Shadow Tray, or Mobile can be added at any time. When a child grows out of the Evolv Youth, a Growth Kit can be purchased to convert it into an Evolv Adult.



John Frank
Traumatic Brain Injury
6'0" (183 cm)



Simplified tray adjustments

Wide seat for easier transfers

Flip-up adjustable kneepad

Hip pivot location minimizes shear

Modular base accommodates optional configurations

Precise back angle adjustment knob

5" total lock casters


Positive locking footplates

Open frame design allows easier access for patient lifts and transfers



The Evolv has an open base and elevated rear legs for users who transfer with a patient lift.

Evolv™ with Glider™



Shown with options


Jim Trueman
C6-7 Spinal Cord Injury
5'10" (178 cm)

The Glider option provides state-of-the-art Active Standing™ technology that can be found in no other stander. Active Standing provides lower body range of motion and upper body strengthening. Unlike passive standers, the Glider allows the user to move the glide handles with their arms which creates a reciprocal movement in the legs. This advanced Active Stander enhances the medical benefits of standing and keeps the body ready for medical breakthroughs. It includes flip-up kneepads and independent adjustable resistance cylinders.

Glider Specifications

Seat to Footplate Range		
-from seat pivot	15" -18"	38-46cm
Seat Height	22.5"	57cm
Table/Frontpad Depth Range		
-from seat pivot	5" -15.5"	13-39cm
Knee Width Large		
-center to center	10"	25cm
Footprint		
-caster to caster	25"x38"	64x97cm
Weight of Evolv Adult w/Glider	174 lbs.	79kg
Glider Table Size	7.5"x19"	19x48cm
Stride Length	18"	46cm
Glide Handle Height Range - Youth	24.5"-33.5"	62-85cm
-from seat pivot - Adult	24"-41.5"	61-105cm

Evolv™ with Mobile™



Shown with options

Matthew Hahn
Cerebral Palsy
5'2" (157 cm)

For those who want to move around the house and focus on function while standing, we have created the self-propelled Mobile option. To maximize transfer room, the pushrims move forward when the kneepad is flipped up. Utilizing a high efficiency chain drive, the drive wheel and push rim mechanisms are closer to the user, improving propulsion and steering. Wheel locks secure the stander while transferring and provide safe stationary standing. Standing mobility provides more independence and opportunity. Most people who can propel a manual wheelchair can use the Evolv Mobile.

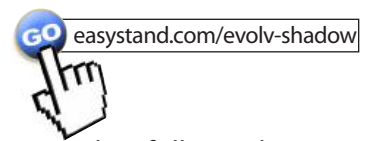


Kneepads and pushrims move forward for transferring.

Mobile Specifications

Weight of Mobile Option	44 lbs.	20kg
Weight of Evolv Adult w/Mobile	141 lbs.	70kg
Mobile Table Size	18"Wx19"L	46x48cm
Footprint (including pushrims)	28.5"x36"	72x91cm
Wheelbase	29.75"	76cm

Evolv™ with Shadow™ Tray



The Shadow Tray option features a supportive tray that follows the user from sitting to standing. It is ideal for people with moderate to severe levels of disability. This breakthrough method of standing provides the user with anterior support that remains with them as they move from sitting to standing. The Shadow Tray can be especially useful in a school setting, or for a person with a recent spinal cord injury. Even people who can only stand partially upright can have complete access to the tray, while remaining fully supported.



Shown with options

Amanda Bennet
Cerebral Palsy
5'1" (155 cm)

Shadow Tray Specifications

Table/Frontpad Depth Range		
-from back	6"-14"	15-36cm
Tray Height from seat pivot		
- Short	10.5"	27cm
- Tall	13.5"	34cm
Weight of Basic Unit	110 lbs.	50kg
Shadow Tray Size	14"x22"	36x56cm
Frontpad Height Range		
- Short	3.5"-6.5"	9-17cm
- from Seat	- Tall	6.5"-9.5"
		17-24cm



The Shadow Tray option allows the Evolv to be used as a desk and a stander.

Evolv™ with Pow'r Up Lift



The Pow'r Up Lift option uses a simple push of a button and a battery operated actuator to bring the user to the desired standing position. It is ideal for people with limited upper body strength who may not be able to physically operate the manual hydraulic lift. The Pow'r Up Lift provides a quiet, smooth transition to standing. It includes a long-life rechargeable battery, reliable Linak® actuator, accessible emergency release, and a soft-touch controller.



Shown with options

Evolv™ Standard Features



#NG50162 EasyStand Evolv Youth

#NG50084 EasyStand Evolv Adult

The EasyStand Evolv is a sit to stand stander that includes two 5" locking casters, two 5" wheels, a manual hydraulic actuator with handle, contoured seat, flip-up kneepad, adjustable footplates, tray with front pad, and black Dartex® upholstery.

Tool-free Adjustments



Kneepad



Tray Depth



Tray Height



Footplates



Locking Casters

Optional Accessories



#PNG50187 Glider (Youth)

#PNG50024 Glider (Adult)

The Glider™ option provides active standing through upper body strengthening and lower body range of motion.



#PNG50130 Shadow Tray-Short (10.5" from seat)

#PNG50026 Shadow Tray-Tall (13.5" from seat)

The Shadow Tray includes an adjustable, large contoured chest pad and tray that supports the user from sitting to standing. *Back option required*



#PNG50025 Mobile

Allows user to self propel the stander. Features flip-away kneepads and push rims, drive wheel locks and enclosed chain drive mechanism. *Not available with independent knees*



#PNG50010 Pow'r Up Lift

Brings the user to the standing position, battery operated. Includes a controller, rechargeable battery and charger, Linak® actuator and an emergency release. *Replaces hydraulic lift*



#PNG50035 Removable Actuator Handle

For people who tend to inappropriately lower themselves from the standing position or for the option to transfer on the right or left side.



#PNG50044 Quad Grip Handle

For users with limited dexterity. Adjusts for various hand sizes.



#PNG50070 T-Style Handle

For people with limited range of motion. Makes the first few pumps easier and releasing more accessible. *Adds additional 6" (15 cm) in each direction*



#PNG30030 Foot Straps

Velcro® and d-ring adjustment holds feet into place. *Straps fit foot height of 4" -6.5" (10-17cm)*



#PNG30031 Secure Foot Straps


Velcro® and d-ring adjustment uses a four point tightening system to hold feet securely in place. *Straps fit foot height of 4" -6.5" (10-17cm)*



#PNG30183 Seat w/Roho® Insert (Youth)

#PNG30023 Seat w/Roho® Insert (Adult)

Maximizes pressure relief using the benefits of Roho® Dry Flotation® technology. *Youth Roho insert is 7"x12" (18x30cm), adult Roho insert is 12"x12" (30x30cm), replaces standard seat*



#PNG50296 Youth to Adult Growth Kit

Converts your Evolv Youth into an Evolv Adult. Includes seat and bracket.



#PNG50161 Hip Supports 10"-16" W (25-41cm)

#PNG50198 Hip Supports 12"-18" W (30-46cm)

Supports the hips in symmetrical alignment from sitting to standing. Multiple adjustments, removable for transferring.




#PNG50080 Independent Kneepads

Accommodate knee contractures and leg length discrepancies. Flip up for transferring. *Not available with Glider or Mobile. Kneepad width range from center to center is 8"-12" (20-30cm); kneepad depth range from front of seat is 3"-8" (8-20cm); kneepad height range is 0"-6" (0-15cm) below seat pivot*



#PNG50083 Independent Roho® Kneepads

All the features of independent knees with the added benefits of Roho® Dry Flotation® technology. *Not available with Glider or Mobile. Kneepad width range from center to center is 8"-12" (20-30cm); kneepad depth range from front of seat is 3"-8" (8-20cm); kneepad height range is 0"-6" (0-15cm) below seat pivot*



#P80246 Seat Angle Locator
Helps therapists monitor standing progress. Attaches under seat with magnet.



#PNG50251 Glide Handle Extensions
U-Shaped Extensions bring handles 6" (15cm) closer to the user. *For Youth Glider only*



#PNG50043 Angle Adjustable Tray
Supports the user while they work at various angles from 0°- 35°. *Replaces standard table, not available with the Glider, Shadow Tray or Mobile*



#PNG50295 No-table Option
Allows closer access to cabinets and other hard-to-reach areas. Works great with the Mobile option. *Not available with the Shadow Tray*



#PNG50042 Hand Grips (Pair)
Removable, for added upper body positioning. Attaches to the tray with suction cups. *Not available with Glider*



#P5030 Arm Troughs (Pair)
Provide additional forearm support. Attaches to tray with suction cups. *Not available with Glider or Shadow Tray*



#PNG30000 Large Contoured Chest Pad
Provides anterior support. Replaces standard chest pad. *Not available with Glider. Oval pad is 9.5" x 15" (24x38cm)*



#PNG50045 Hand Cycle Attachment
Provides upper body conditioning with adjustable resistance while standing. Digital display monitors time, speed and distance. *Not available with Glider, Shadow Tray or Mobile*



#PNG50066 Flat Back 13"
#PNG50171 Removable Flat Back 13"
Provides a 13" (33cm) flat back for upper body support. *Removable back is useful when using a patient lift*



#PNG50067 Flat Back 19"
#PNG50173 Removable Flat Back 19"
Provides a 19" (48cm) flat back for people who need additional upper body support. *Removable back is useful when using a patient lift*




#PNG50062 Contoured Back 13"
#PNG50172 Removable Contoured Back 13"
Provides a 13" (33cm) contoured back for additional comfort and upper body support. *Removable back is useful when using a patient lift*



#PNG50068 Contoured Back 19"
#PNG50174 Removable Contoured Back 19"
Provides a 19" (48cm) contoured back for additional comfort and upper body support. *Removable back is useful when using a patient lift*



#PNG30029 Velcro® Positioning Belt
Velcro® and d-ring adjustment provides support for user. *Back required. Fits hip circumference of 26"-55" (66-140cm)*



#PNG30028 Positioning Belt w/Airline Buckle
Provides the security and convenience of an airline style buckle. *Back required. Fits hip circumference of 26"-55" (66-140cm)*



#PNG50192 Chest Strap - Small
Velcro® and d-ring adjustment provides moderate upper body support. *Chest strap pad is 5"W x 19"L (13 cm W x 48 cm L); fits users with chest measurement ranging from 30"-46" (76-117cm) Back required*



#PNG50193 Chest Strap - Large
Velcro® and d-ring adjustment provides moderate upper body support. *Chest strap pad is 5"W x 24"L (12 cm W x 61 cm L); fits users with chest measurement ranging from 34"-54" (86-137cm) Back required*



#P600002 Back Angle Adjustment Wheel
Provides quick adjustment of the back angle for multi-user environments. Replaces standard adjustment knob. *Back required*



#PNG50034 Accessories Mounting Bracket/ Universal Head Support Receiver
Required for attaching the chest vest, lateral supports, head support, and push handles. Adapts to alternate head supports. *Back required*



#PNG30170 X-Style Chest Vest - Medium
#PNG30056 X-Style Chest Vest - Large
Neoprene® with squeeze release adjustment. *Medium size is 11"L x 9.5"W (28L x 24W cm) Large size is 12.5"L x 10"W (32L x 26W cm) Back and mounting bracket required*



#PNG30171 Y-Style Chest Vest - Medium
#PNG30021 Y-Style Chest Vest - Large
Neoprene® with squeeze release adjustment. *Mounting bracket required. Medium size is 11"L x 9.5"W (28L x 24W cm) Large size is 12.5"L x 10"W (32L x 26W cm). Back and mounting bracket required*



#PNG50224 Lateral Supports 9"-15"W (23x38cm)
#PNG50176 Lateral Supports 12"-18"W (30x46cm)
Provides additional midline positioning for those with limited truck control. Multiple adjustments, removable for transferring. *3" (8cm) depth range, 4" (10cm) height range. Back and mounting bracket required*



#PNG50041 Universal Lateral Support Receiver
Adapts to fit lateral supports from various manufacturers. *Back and mounting bracket required*



#PNG50240 Head Support 21"-30" (53x77cm)
#PNG50037 Head Support 24"-33" (61x85cm)
Contoured head support helps to maintain head position. *Height range is from top of seat to middle of head support. Depth range is 3.75" (10cm). Back and mounting bracket required*



#PNG50040 Push Handles
Makes pushing the stander easier. *Back and mounting bracket required*