

INVACARE®

# Seat Cushions



Invacare®  
Absolute™ Cushion



Invacare®  
Comfort-Mate  
Extra Cushion



Invacare®  
Single Density  
Cushion



## Invacare® Absolute™ and Single Density Cushions

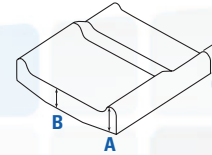
For those with basic seating needs, the Invacare® Absolute™ and Single Density cushions offer simple but highly functional solutions. These cushions are designed to provide basic comfort using high resilient foam.



### Invacare® Absolute™ Cushion E2601

Model no. EC

- Lightweight molded polyurethane foam provides comfort and durability
- Gentle contour for comfort and centering in the seat
- Water repellant outer cover protects foam from moisture
- Non-slip bottom with hook and loop fasteners keeps cushion securely in place
- Shaped cushion bottom allows use of cushion on taut sling upholstery



#### Specifications

Width: 16"-20"

Depth: 16"-18"

**A.** Height at adductor 3.25"

**B.** Height at abductor 2.25"

**C.** Height at rear 2"

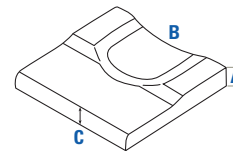
Cushion weight approximately 2 lb.



### Invacare® Single Density Cushion E2601/E2602

Model no. SD

- Lightweight contoured foam with deformation cut provides comfort and stability
- Water repellant outer cover protects foam from moisture
- Available in over 100 custom sizes



#### Specifications

Width: 10"-24"

Depth: 7"-20"

**A.** Height at rear 2"

**B.** Height at rear (center) 1.5"

**C.** Height at front 2.5"

Cushion weight approximately 2 lb.

## Invacare® Comfort-Mate Extra Cushion

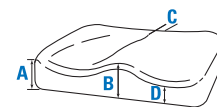
The Invacare® Comfort-Mate Extra cushion goes one step further with a comfortable, molded design and a durable moisture-resistant coating.



### Invacare® Comfort-Mate Extra Cushion E2603/E2604

Model no. CMEX

- Manufactured with dual-firmness polyurethane foam
  - Firm foam base provides stability for function
  - Molded visco foam overlay provides comfort with gentle contouring for positioning and pressure re-distribution
- Low profile allows for easy lateral transfers
- Moisture-proof coating seals and protects foam from moisture; easily wipes clean
- Water repellant outer cover removes for laundering
- Beveled sides allow cushion to be used easily with Invacare® Infinity™ Drop Base



#### Specifications

Width: 14"-22"

Depth: 14"-20"

**A.** Height at adductor 2.625"

**B.** Height at abductor 3.0"

**C.** Height at rear 1.75"

**D.** Height at leg trough 2.25"

Cushion weight approximately 2.3 lb.

**Invacare Corporation**  
www.invacare.com

#### USA

One Invacare Way  
Elyria, Ohio  
44035-4190  
(800) 333-6900

#### Canada

570 Matheson Blvd. E.  
Unit 8  
Mississauga, Ontario  
L4Z 4G4 Canada  
(800) 668-5324

© 2010

Invacare Corporation.  
All rights reserved.  
Trademarks are identified by the symbols ™ and ®. All trademarks are owned by or licensed to Invacare Corporation unless otherwise noted. Specifications are subject to change without notification.

Form No. 05-142

Rev. 05/10

**INVACARE**  
Yes, you can.®