



The average annual per capita paper use in the USA in 2001 was 700 pounds. The average annual per capita paper use in the rest of the world was 110 pounds. This is equal to approximately 28 print outs per day every day. Excessive use of paper wastes landfill space, water, chemicals and the energy resources required to recycle the paper. Join TiLite in its efforts to reduce paper use by filling out this order form online and sending it via email. To learn more [click here](#) or visit: tilite.com/thinkgreen.php.

The TiLite® ZR and ZRA Order Form is a digital order form and may be filled out on your computer using Adobe® Acrobat® or Adobe® Reader®. For your convenience the order form may then be saved and emailed directly to TiLite's Customer Service Team. Adobe® Acrobat® is recommended in order to take full advantage of the functions on this order form.

To save the completed Order Form to your desktop using Adobe® Reader®: (1) Fill out the order form completely (you will not be able to make changes once the order form is saved using this program). (2) Go to File and select Print; (3) Select Adobe PDF from your list of printers; (4) Select Print again; (5) Select the destination where you would like the file saved; and (6) Select Save. The "Quote This Chair" or "Order This Chair" function on page 7 will not work with Adobe® Reader®.

[Click here](#) to download for free Adobe® Reader® or to purchase Adobe® Acrobat®.

TiLite Series 1 Order Form

Effective Jan 1, 2010

TITANIUM RIGID FRAME

Page 1 of 9

DEALER INFORMATION		RTS INFORMATION	
Dealer:		RTS:	Phone:
Account:	PO:	Email:	
Ordered By:		SHIP TO INFORMATION	
Address:		Name:	Ship Via:
City:	State: Zip:	Address:	
Phone:	Fax:	City:	State: Zip:
Email:		Phone:	Fax:
Mark For:		TiLite Information	
		Ship Date:	Order #:

Please **Fax** to the TiLite Customer Service Team at **866.586.2413** or **509.586.2413**

TiLite ZRA shown with Blue Lagoon Color Anodize Package and other available options.



Polished TiLite ZR shown with Sapphire Color Anodize Package and other available options.

FRAME STYLE

TiLite Z Series (250 Pound Weight Limit. For Rear Seat Width **A** and Seat Depth **B** of 15" or greater, use K0009. For Rear Seat Width **A** and Seat Depth **B** of less than 15" use E1229. Weight Limit is restricted to 150 pounds on chairs with Rear Seat Width **A** and Seat Depth **B** from 10"x10" to 12"x12".)

ZFS2 ☐ **TiLite ZRA** (Full Adjustability.).....\$2,795 **K0009**
E1229
 ZFS1 ☐ **TiLite ZR** (Minimal Adjustability.).....\$2,895 **K0009**
E1229

ZPWR1 ☐ **Power Adaptable Frame** (No charge when 20" Rear Seat Width **A** and 20" Seat Depth **B** are selected.

Requires Billet Aluminum Front Wheels and 0° Camber **F**.)\$300

ZRFR1 ☐ **Reinforced Frame** (No charge when 20" Rear Seat Width **A** and 20" Seat Depth **B** are selected.)\$300

FRAME FINISHES

Natural Titanium

ZRFF1 ☐ SatinSTD
ZRSCBT1 ☐ Satin Finish Buffing Pads.....\$15
 ZRFF2 ☐ Polished\$650
ZRFF3 ☐ Tattooed Titanium™ (Tattoos on front frame tubes. Frame finished in Satin. Click on the images below to view the Tattoos online.)\$250

ZRFF4 ☐ Rock & Roll



ZRFF5 ☐ Retro



ZRFF6 ☐ Mother Nature



ZRFF7 ☐ Henna



THE ULTIMATE RIDE.®

tilite.com
 1426 East Third Avenue | Kennewick, Washington 99337
 509.586.6117 Tel | 800.545.2266 Toll-Free
 509.586.2413 Fax | 866.586.2413 Toll-Free Fax

TiLite® OF_ZRZRA_0110RevU

FRAME FINISHES

High Gloss Paint

ZRFF8 ☐ Super Wet Black
ZRFF11 ☐ Military Green

ZRFF9 ☐ Sunburst Yellow
ZRFF12 ☐ Orange Crush

ZRFF10 ☐ TiLite Red
ZRFF13 ☐ Hot Pink**STD**

Metallic Paint

ZRFF14 ☐ Ocean Blue Metallic

ZRFF15 ☐ Tangerine Metallic

ZRFF16 ☐ Salsa Red Metallic.....**STD**

Pearlescent Paint

ZRFF17 ☐ Midnight Blue Pearl

ZRFF18 ☐ White Pearl**STD**

Matte Paint

ZRFF19 ☐ Black Lava

ZRFF20 ☐ Deep Blue Ice

ZRFF21 ☐ Scarlet Ice.....**STD**

Candy Paint

ZRFF22 ☐ Ruby Red

ZRFF25 ☐ Electric Plum

ZRFF23 ☐ Azure Blue

ZRFF26 ☐ Atomic Green

ZRFF24 ☐ Root Beer Candy**STD**

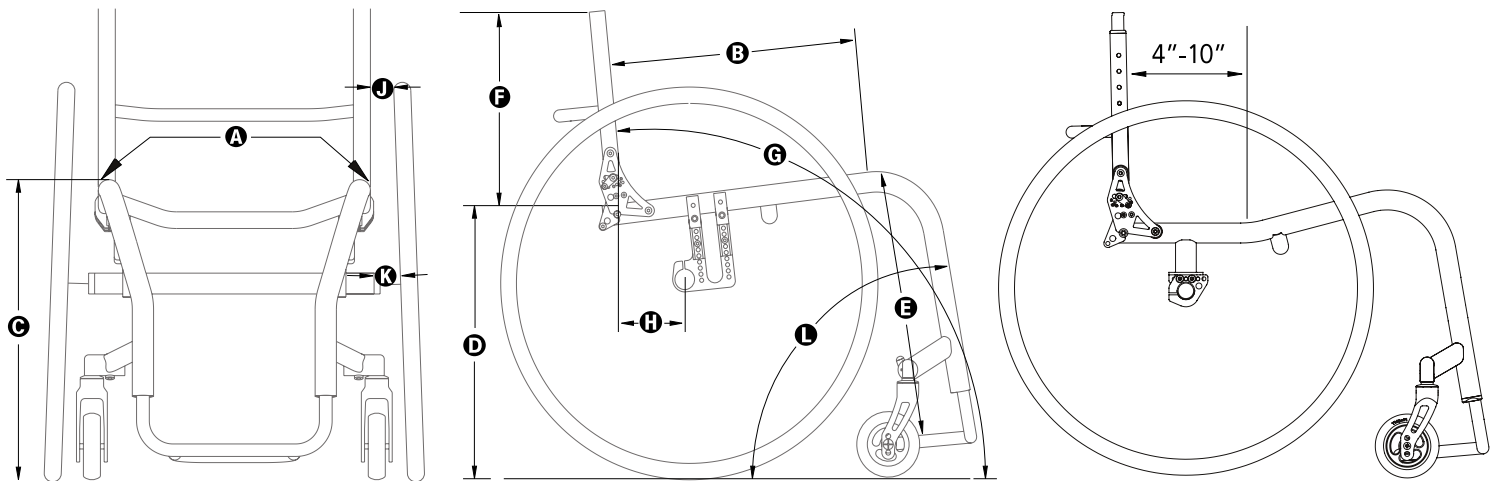
COLOR ANODIZE PACKAGE

(Color Anodize Package for ZR/ZRA includes: Camber Tube, Camber Mount, Footrest Clamp, Caster Fork, and Caster Mount (not included on ZR).)

ZANO1 ☐ Black**STD**

ZANO2 ☐ Blue Lagoon ZANO3 ☐ Red Pepper ZANO4 ☐ Green Apple ZANO5 ☐ Sapphire**\$95**

FRAME MEASUREMENTS



REAR SEAT WIDTH A Measure from outside of seat tube at back post to the outside of the opposite seat tube at back post.

(Weight Limit is restricted to 150 pounds on chairs with Rear Seat Width A and Seat Depth B from 10"x10" to 12"x12".)

ZRSW1 ☐ 10" ☐ 11" ☐ 12" ☐ 13" ☐ 14" ☐ 15" ☐ 16" ☐ 17" ☐ 18" ☐ 19"**STD**

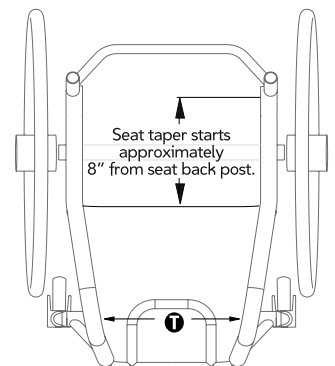
ZRSW2 ☐ 20"**\$300 E2201**

FRONT SEAT WIDTH (SEAT TAPER) I Measure from inside of front frame tube to inside of opposite front frame tube.

ZFSW1 ☐ No Taper (2.5" Narrower than Rear Seat Width.).....**STD**

ZFSW2 ☐ 1.5" Taper (4" Narrower than Rear Seat Width. Includes Tension Adjustable by Straps Seat Upholstery.).....**\$250**

ZFSW3 ☐ 2.5" Taper (5" Narrower than Rear Seat Width. Includes Tension Adjustable by Straps Seat Upholstery.).....**\$250**



FRAME MEASUREMENTS

SEAT DEPTH ③ Measure from front of back post to the front edge of seat sling. Front edge of seat sling will be at the beginning of the bend at front of chair frame, unless Frog Legs® or a 90° Front Angle is ordered, in which case front edge of seat sling begins approximately 1" behind the bend.

ZSD1 ☐ 10" ☐ 11" ☐ 12" ☐ 13" ☐ 14" ☐ 15" ☐ 16" ☐ 17" ☐ 18" ☒ 19"STD
 ZSD2 ☐ 20"\$300 **E2203**
 ZSD3 ☐ Frame Depth Longer or Shorter Than Seat Depth (A Custom Frame Depth of 20" is \$450 if Seat Depth ③ of 20" is not also selected.)\$150
 Custom Frame Depth: _____"

ERGONOMIC SEAT Measure from front of back post to beginning of upward bend of seat tube. (ZR only.)

ZERG1 ☐ 4" ☐ 5" ☐ 6" ☐ 7" ☐ 8" ☐ 9" ☐ 10"\$300

FRONT SEAT HEIGHT ④ Measure from floor to top of seat tube at beginning of bend. ZRA adjusts up and down in 1/2" increments.

ZFSH1 ☐ 16" ☐ 16.5" ☐ 17" ☐ 17.5" ☐ 18" ☐ 18.5" ☐ 19" ☐ 19.5" ☐ 20" ☐ 20.5" ☐ 21"STD

REAR SEAT HEIGHT ⑤ Measure from floor to top of seat tube at back post. ZRA adjusts up and down in 1/2" increments.

REAR SEAT HEIGHT RANGES

Rear Wheel Size	ZRA Rear Seat Heights ⑤	ZR Rear Seat Heights ⑤	ZRSH1	<input type="checkbox"/> 12.5"	<input type="checkbox"/> 13"	<input type="checkbox"/> 13.5"	<input type="checkbox"/> 14"
20"	12.5" - 18.5"	12.5" - 20"		<input type="checkbox"/> 14.5"	<input type="checkbox"/> 15"	<input type="checkbox"/> 15.5"	<input type="checkbox"/> 16"
22"	14.0" - 19"	14.0" - 20"		<input type="checkbox"/> 16.5"	<input type="checkbox"/> 17"	<input type="checkbox"/> 17.5"	<input type="checkbox"/> 18"
24"	14.5" - 20"	14.5" - 20"		<input type="checkbox"/> 18.5"	<input type="checkbox"/> 19"	<input type="checkbox"/> 19.5"	<input type="checkbox"/> 20"STD
25"	14.5" - 20"	14.5" - 20"					
26"	15.5" - 20"	15.5" - 20"					

FRONT ANGLE ① Measure from frame front to floor.

ZFA1 ☐ 70° ☐ 75° ☐ 80° ☐ 85° (85° Not available with 6" Front Wheels.) ☐ 90° (90° Not available with 5" or 6" Front Wheels.)STD

SEAT TO FOOTREST ③/FOOTRESTS Measure from front edge of seat sling to top rear of footrest. **Measurement must be at least 2" shorter than Front Seat Height ④.**

STANDARD FOOTRESTS

☐ 13.5" ☐ 14" ☐ 14.5" ☐ 15" ☐ 15.5" ☐ 16" ☐ 16.5" ☐ 17" ☐ 17.5" ☐ 18" ☐ 18.5" ☐ 19"
 ZFTR3 ☐ Angle Adjustable FootrestSTD **K0040**
 ZFTR1 ☐ Titanium Footrest w/Flat ABS Cover.....\$150
 ZFTR2 ☐ Titanium Open Loop Footrest\$200
 ZFTR12 ☐ Titanium Flip-Back Footrest (Not available w/ 10" or 11" Rear Seat Width ⑤, ABS Cover w/ 2" Sides, or V-Front End.)\$150

HIGH MOUNT FOOTREST

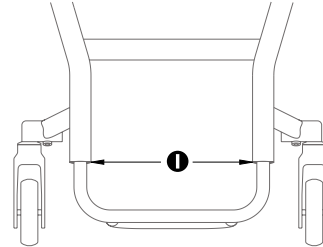
☐ 7"-9" ☐ 9"-11" ☐ 11"-13 Set at: _____ (Use 1/2" increments)
 ZFTR4 ☐ Angle Adjustable High Mount Footrest.....\$85 **K0040**
 ZFTR5 ☐ **ABS Cover w/2" Sides** (Not available with Flip-Back Footrest or chairs with 10" or 11" Rear Seat Width ⑤).....\$95 **K0041**

FRAME MEASUREMENTS

FOOTREST WIDTH ❶ or ❷ Select either a Standard Front End if no Seat Taper ❶ is selected on page 2 or a V-Front End if a Seat Taper ❶ is selected on page 2.**STD**

STANDARD FRONT END ❶ ZFW1 Find your Rear Seat Width ❸ in the chart below and select one of the options to the right. Measure from inside of front frame tube to inside of opposite front frame tube.

REAR SEAT WIDTH ❸ (Outside Measurement)	FOOTREST WIDTH ❶		
	No Taper (2.5" Narrower than Rear Seat Width)	1.5" Taper (4" Narrower than Rear Seat Width)	3.5" Taper (6" Narrower than Rear Seat Width)
10"	<input type="checkbox"/> 7.5"		
11"	<input type="checkbox"/> 8.5"		
12"	<input type="checkbox"/> 9.5"	<input type="checkbox"/> 8"	
13"	<input type="checkbox"/> 10.5"	<input type="checkbox"/> 9"	
14"	<input type="checkbox"/> 11.5"	<input type="checkbox"/> 10"	
15"	<input type="checkbox"/> 12.5"	<input type="checkbox"/> 11"	<input type="checkbox"/> 9"
16"	<input type="checkbox"/> 13.5"	<input type="checkbox"/> 12"	<input type="checkbox"/> 10"
17"	<input type="checkbox"/> 14.5"	<input type="checkbox"/> 13"	<input type="checkbox"/> 11"
18"	<input type="checkbox"/> 15.5"	<input type="checkbox"/> 14"	<input type="checkbox"/> 12"
19"	<input type="checkbox"/> 16.5"	<input type="checkbox"/> 15"	<input type="checkbox"/> 13"
20"	<input type="checkbox"/> 17.5"	<input type="checkbox"/> 16"	<input type="checkbox"/> 14"



OR

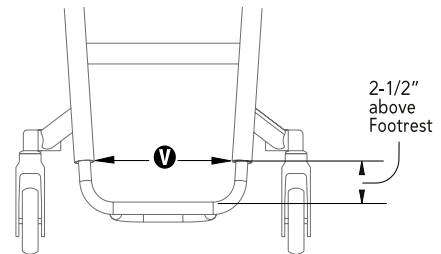
V-FRONT END ❷ Measure from inside of front frame tube to inside of opposite front frame tube 2-1/2" above footrest. (Not available with Flip-Back Footrest.)

☐ NO V-Front Taper

OR

FOOTREST WIDTH ❷

- ☐ 7" ☐ 7.5" ☐ 8" ☐ 8.5" ☐ 9" ☐ 9.5"
☐ 10" ☐ 10.5" ☐ 11" ☐ 11.5" ☐ 12" ☐ 12.5"
☐ 13" ☐ 13.5" ☐ 14" ☐ 14.5" ☐ 15" ☐ 15.5"
☐ 16" ☐ 16.5" ☐ 17" ☐ 17.5" ☐ 18"



CHAIR OPTIONS

SEAT BACK HEIGHT ③/SEAT BACKS/PUSH HANDLES Measure from top of back post to top of seat tube at rear of frame.

FOLDING, ADJUSTABLE-HEIGHT SEAT BACK

- ZSB1 ☐ Aluminum w/Black Aluminum TiShaft™ Back Release Bar.....**STD**
 ZSB2 ☐ w/Bolt-On Push Handles (Includes 4" Deep Backrest Rigidizer Bar. Not available with Ti Back.).....**\$175**
 ZSB3 ☐ w/Bolt-On Height-Adjustable Push Handles (Includes 4" Deep Backrest Rigidizer Bar. Not available with Ti Back.)**\$295**
 ZSB4 ☐ Titanium w/Titanium TiShaft™ Back Release Bar (Titanium back will match Frame Finish. Not available with Bolt-On Push Handles.).....**\$195**

☐ 8.5" - 12.5" ☐ 12.5" - 16.5" ☐ 16.5" - 20.5" **Set at:** _____ (Use 1/2" increments)

FOLDING, ADJUSTABLE-HEIGHT SEAT BACK WITH INTEGRATED PUSH HANDLES

- ZSB5 ☐ Aluminum w/Black Aluminum TiShaft™ Back Release Bar.....**NCO**
 ZSB6 ☐ Titanium w/Titanium TiShaft™ Back Release Bar (Titanium back will match Frame Finish.).....**\$195**

☐ 10.5" - 12.5" ☐ 13.5" - 16.5" ☐ 17.5" - 20.5" **Set at:** _____ (Use 1/2" increments)

FOLDING, ADJUSTABLE-HEIGHT SEAT BACK WITH INTEGRATED FOLD-DOWN PUSH HANDLES (Requires Tension

Adjustable by Straps Back Upholstery.)

- ZSB7 ☐ Aluminum w/Black Aluminum TiShaft™ Back Release Bar.....**\$100**
 ZSB8 ☐ Titanium w/Titanium TiShaft™ Back Release Bar (Titanium back will match Frame Finish.).....**\$295**

☐ 12.5" - 14.5" ☐ 14.5" - 19" ☐ 18.5" - 21" **Set at:** _____ (Use 1/2" increments)

AVAILABLE ON ALL BACKS

- ZSB9 ☐ 4" Deep Backrest Rigidizer Bar.....**NCO**
 ZSB10 ☐ Depth Adjustable Back (Not Available with 19" or 20" Seat Depths or on ZR. Seat Depths ③ of 10"-15" allow 3" of rearward adjustment. Seat Depths ③ of 16"-18" allow 2" of rearward adjustment. Not available with TiShaft™ Back Release Bar, Carbon Fiber Side Guards, Swing Away Tubular Arms or Desk Arms. Depth Adjustable Back comes with a pull cord back release.).....**\$185**
 ZSB11 ☐ Backrest that Locks when Folded.....**\$75**

SEAT BACK ANGLE ④ Measure angle from front of back post to floor. 90° will be perpendicular to the floor. To approximate the angle from the back post to the seat, subtract 2 degrees from measurement ④ for every .5" of dump.

- ZSBA1 ☐ 80° ☐ 83° ☐ 86° ☐ 89° ☐ 92° ☐ 95° ☐ 98° ☐ 101°.....**NCO**

CENTER OF GRAVITY ⑤ Measure from front of back post at the seat tube to the center of the rear axle. If no center of gravity is selected, chair will ship with the center of gravity in the rearward-most position.

- ZCOG1 ☐ 1" ☐ 1.25" ☐ 1.5" ☐ 1.75" ☐ 2" ☐ 2.25" ☐ 2.5" ☐ 2.75" ☐ 3" ☐ 3.25" ☐ 3.5" ☐ 3.75" ☐ 4" ☐ 4.25" ☐ 4.5" ☐ 4.75" ☐ 5" ☐ 5.25" ☐ 5.5" ☐ 5.75" ☐ 6".....**STD**

REAR WHEEL SPACING ⑥ Measure from outside of seat back post to inside of rear tire. 3/4" Rear Wheel Spacing not available with 0° or 2° Camber ⑦.

- ZRWS1 ☐ .75" ☐ 1" ☐ 1.25" ☐ 1.5" ☐ 1.75" ☐ 2".....**STD**

CAMBER ⑦/CAMBER TUBES

- ZCBR1 ☐ 0° ☐ 2° ☐ 4° ☐ 6° ☐ 8° ☐ 12°.....**STD**
 ZCBR2 ☐ 15° ☐ 18°.....**\$75**
 ZCBR3 ☐ Titanium Camber Tube**\$50**
 ZCBR6 ☐ Carbon Fiber Camber Tube**\$175**
 ZCBR4 ☐ Additional Aluminum Camber Tube ☐ 0° ☐ 2° ☐ 4° ☐ 6° ☐ 8° ☐ 12° ☐ 15° ☐ 18°.....**\$100**
 ZCBR5 ☐ Additional Titanium Camber Tube ☐ 0° ☐ 2° ☐ 4° ☐ 6° ☐ 8° ☐ 12° ☐ 15° ☐ 18°.....**\$100**
 ZCBR7 ☐ Additional Carbon Fiber Camber Tube ☐ 0° ☐ 2° ☐ 4° ☐ 6° ☐ 8° ☐ 12° ☐ 15° ☐ 18°.....**\$225**
 ☐ Additional Spacers to Increase Rear Wheel Spacing.....**NCO**

CHAIR OPTIONS

FRONT WHEELS

ZFW1 <input type="checkbox"/> 3"x.75"	Micro-Caster.....	STD
ZFW2 <input type="checkbox"/> 3"x.75"	Light-Up Micro-Caster.....	\$65
ZFW14 <input type="checkbox"/> 4"x.75"	Plastic Wheel w/Poly Tire.....	NCO
ZFW3 <input type="checkbox"/> 4"x.75"	Light-Up Micro-Caster.....	\$65
ZFW4 <input type="checkbox"/> 4"x.75"	Billet Aluminum Wheel w/Poly Tire <input type="checkbox"/> Silver Hub <input type="checkbox"/> Black Hub.....	\$125
ZFW5 <input type="checkbox"/> 4"x1"	2-Piece Billet Aluminum Wheel w/Soft Roll Tire <input type="checkbox"/> Silver Hub <input type="checkbox"/> Black Hub.....	\$165
ZFW15 <input type="checkbox"/> 4"x1.5"	Plastic Wheel w/Poly Tire.....	\$75
ZFW6 <input type="checkbox"/> 5"x1"	Plastic Wheel w/Poly Tire (Not available with 90° Front Angle Ⓛ).....	NCO
ZFW7 <input type="checkbox"/> 5"x1"	Billet Aluminum Wheel w/Poly Tire <input type="checkbox"/> Silver Hub <input type="checkbox"/> Black Hub (Not available with 90° Front Angle Ⓛ).....	\$145
ZFW8 <input type="checkbox"/> 5"x1"	2-Piece Billet Aluminum Wheel w/Soft Roll Tire <input type="checkbox"/> Silver Hub <input type="checkbox"/> Black Hub (Not available with 90° Front Angle Ⓛ).....	\$185
ZFW16 <input type="checkbox"/> 5"x1.5"	Plastic Wheel w/Poly Tire (Not available with 90° Front Angle Ⓛ).....	\$75
ZFW9 <input type="checkbox"/> 6"x1"	Plastic Wheel w/Poly Tire (Not available with 85° or 90° Front Angle Ⓛ).....	NCO
ZFW11 <input type="checkbox"/> 6"x1"	Billet Aluminum Wheel w/Poly Tire <input type="checkbox"/> Silver Hub <input type="checkbox"/> Black Hub (Not available with 85° or 90° Front Angle Ⓛ).....	\$165
ZFW10 <input type="checkbox"/> 6"x1.25"	Plastic Wheel w/Pneumatic Tire (Not available with 85° or 90° Front Angle Ⓛ).....	\$65
ZFW12 <input type="checkbox"/> 6"x1.25"	Billet Aluminum Wheel w/Pneumatic Tire <input type="checkbox"/> Silver Hub <input type="checkbox"/> Black Hub (Not available with 85° or 90° Front Angle Ⓛ).....	\$165
ZFW13 <input type="checkbox"/> 6"x1.25"	2-Piece Billet Aluminum Wheel w/Soft Roll Tire (Not available with 85° or 90° Front Angle Ⓛ).....	\$195
ZFRG1 <input type="checkbox"/>	Frog Legs® Suspension Forks (Available in Silver anodize only.).....	\$385 E1015
ZCPL1 <input type="checkbox"/>	Caster Pin Locks (Not available with Frog Legs®.).....	\$225 K0073
ZFW0 <input type="checkbox"/>	Omit Front Wheels (Must Choose Wheel Size Above).....	\$20

REAR WHEELS See Rear Seat Height Ranges chart on Page 2 for Rear Seat Height **Ⓛ** limitations.

ZRW1 Spinergy WIRE Wheel w/Low Flange Hub	STD
<input type="checkbox"/> 20"(451)	
<input type="checkbox"/> 22"(501)	
<input type="checkbox"/> 24"(540)	
<input type="checkbox"/> 25"(559) (Requires 15" minimum Seat Depth Ⓛ .)	
<input type="checkbox"/> 26"(590) (Requires 15" minimum Seat Depth Ⓛ .)	
ZRW2 TiLite Wheel w/High Flange Hub	\$225
<input type="checkbox"/> 24"(540)	
<input type="checkbox"/> 25"(559) (Requires 15" minimum Seat Depth Ⓛ .)	
<input type="checkbox"/> 26"(590) (Requires 15" minimum Seat Depth Ⓛ .)	
ZRW3 Spinergy SPOX <input type="checkbox"/> Black <input type="checkbox"/> Red <input type="checkbox"/> Yellow <input type="checkbox"/> Blue <input type="checkbox"/> White	\$695
<input type="checkbox"/> 22"(501) - Std. Hub	
<input type="checkbox"/> 24"(540) - Std. Hub	
<input type="checkbox"/> 25"(559) - Std. Hub (Requires 15" minimum Seat Depth Ⓛ .)	
<input type="checkbox"/> 26"(590) - Sport Hub (Requires 15" minimum Seat Depth Ⓛ .)	
ZRW4 Spinergy LX <input type="checkbox"/> Black <input type="checkbox"/> Red <input type="checkbox"/> Yellow <input type="checkbox"/> Blue <input type="checkbox"/> White <input type="checkbox"/> Go Green <input type="checkbox"/> Bright Orange <input type="checkbox"/> Flamingo Pink (Please allow an additional 2-3 weeks delivery on Go Green, Bright Orange and Flamingo Pink.)	\$895
<input type="checkbox"/> 22"(501) - Std. Hub	
<input type="checkbox"/> 24"(540) - Std. Hub	
<input type="checkbox"/> 25"(559) - Std. Hub (Requires 15" minimum Seat Depth Ⓛ .)	
<input type="checkbox"/> 26"(590) - Sport Hub (Requires 15" minimum Seat Depth Ⓛ .)	
ZRW5 Skyway Mags <input type="checkbox"/> 22" <input type="checkbox"/> 24"	\$50
ZRW0 <input type="checkbox"/> Omit Rear Wheels (Must Choose Wheel Size Above and Tire Type Below.).....	\$50

AXLES

ZAXL1 <input type="checkbox"/> Stainless Quick Release.....	STD
ZAXL2 <input type="checkbox"/> Titanium Quick Release (Not available with TiLite Wheel with High Flange Hub, 26"(590) Spinergy SPOX or LX, Skyway Mags, Spinergy WIRE Rear Wheels or Power Adaptable Frame.).....	\$195
ZAXL3 <input type="checkbox"/> Quad Release (Not available with Skyway Mags or 26"(590) Spinergy Spox or LX Rear Wheels.).....	\$95

PNEUMATIC REAR TIRES

ZRTR1 <input type="checkbox"/> Treaded (Not available with 25"(559) Rear Wheels.)	STD
ZRTR2 <input type="checkbox"/> Airless Inserts	\$70 E2213
ZRTR3 <input type="checkbox"/> 25" Primo Treaded (Standard with 25"(559) Rear Wheels.).....	STD
ZRTR4 <input type="checkbox"/> Primo	NCO
ZRTR5 <input type="checkbox"/> 24", 25" and 26" Kenda® High Pressure (110psi) <input type="checkbox"/> Grey <input type="checkbox"/> Red <input type="checkbox"/> Blue.....	\$65
ZRTR6 <input type="checkbox"/> 24" Grey Knobby (Requires TiLite Wheel with High Flange Hub.).....	\$75
ZRTR7 <input type="checkbox"/> 26" Black Knobby (Requires TiLite Wheel with High Flange Hub or Spinergy SPOX or Spinergy LX Rear Wheels.).....	\$75
ZRTR8 <input type="checkbox"/> 24", 25" and 26" Schwalbe® Marathon Plus Evolution.....	\$95
ZRTR9 <input type="checkbox"/> 24" and 25" Schwalbe® SpeedRun.....	\$110

CHAIR OPTIONS

SOLID REAR TIRES

ZRTR10 <input type="checkbox"/> 20" (451) Street Tread.....	\$65
ZRTR11 <input type="checkbox"/> 22" (501) Pyramid.....	\$65
ZRTR12 <input type="checkbox"/> 24" (540) and 25" (559) Herringbone Tread.....	\$80
ZRTR13 <input type="checkbox"/> 24" (540) and 25" (559) Treaded.....	\$80

HANDRIMS

Handrim Type

ZRIM1 <input type="checkbox"/> Aluminum – Silver Anodized.....	STD
ZRIM2 <input type="checkbox"/> Titanium (Not available with Skyway Mags, 20" or 22" Rear Wheels, or 24" Knobby tires.)	
<input type="checkbox"/> Satin Finish.....	\$400
<input type="checkbox"/> Polished Finish.....	\$550
ZRIM3 <input type="checkbox"/> The Natural-Fit® (Original, Larger Profile) (Not available with Skyway Mags.)	
<input type="checkbox"/> Standard Grip (Not available with short tabs.).....	\$295
<input type="checkbox"/> Super Grip (Not available with short tabs.).....	\$340
<input type="checkbox"/> Without Thumb Grip.....	\$270
ZRIM4 <input type="checkbox"/> The Natural-Fit® LT (Reduced Weight, Smaller Profile) (Not available with Skyway Mags.)	
<input type="checkbox"/> Standard Grip (Not available with short tabs.).....	\$325
<input type="checkbox"/> Super Grip (Not available with short tabs.).....	\$370
<input type="checkbox"/> Without Thumb Grip.....	\$300
ZRIM9 <input type="checkbox"/> Spinergy FlexRim (Available only on 24" and 25" Spinergy LX Rear Wheels. Please allow an additional 2-3 weeks delivery.)	\$495
ZRIM5 <input type="checkbox"/> Plastic Coated – Black.....	\$95
ZRIM6 <input type="checkbox"/> Projections - 8 Vertical Projections (Not available with 20", 22" or 26" Rear Wheels or Skyway Mags.).....	\$240
ZRIM0 <input type="checkbox"/> Omit Handrims.....	\$15

Tab Length

ZRIM7 <input type="checkbox"/> Long Tabs.....	STD
ZRIM8 <input type="checkbox"/> Short Tabs (Not available with Skyway Mags or The Natural-Fit® Handrims with Thumb Grip.).....	\$15

WHEEL LOCKS

ZWLK1 <input type="checkbox"/> Standard Push to Lock (Available with .75" to 1.5" Rear Wheel Spacing ❶ only. (Not available with 13" or shorter Seat Depth ❸ or extension handles.)	NCO
ZWLK2 <input type="checkbox"/> Composite Scissor Lock.....	\$110
ZWLK5 <input type="checkbox"/> Black Aluminum Scissor Lock.....	\$135
ZWLK3 <input type="checkbox"/> Uni-Lock Set At: <input type="checkbox"/> Push <input type="checkbox"/> Pull.....	\$135
ZWLK4 <input type="checkbox"/> Extension Handles for Uni-Lock.....	\$50 E0961

UPHOLSTERY COLORS

ZUPC1 <input type="checkbox"/> Black.....	STD
ZUPC2 <input type="checkbox"/> Ti Red <input type="checkbox"/> Royal Blue <input type="checkbox"/> Navy Blue <input type="checkbox"/> Hunter Green <input type="checkbox"/> Purple <input type="checkbox"/> Digital Camo.....	\$50

BACK UPHOLSTERY

ZBUP1 <input type="checkbox"/> Velcro Adjustable (Not available with Fold-Down Push Handles.).....	STD
ZBUP2 <input type="checkbox"/> Tension Adjustable by Straps (Required with Fold-Down Push Handles.).....	\$150
ZBUP0 <input type="checkbox"/> Omit Back Upholstery.....	NCO
ZBUP3 <input type="checkbox"/> Ride Designs® Corbac™ Adjustable Contour Back Support (Black Only. Not available with Fold-Down Push Handles. See Chart Below.)	\$455 E2611

CORBAC™ SEAT WIDTH/BACK HEIGHT AVAILABILITY CHART

Rear Seat Width ❶	Seat Back Height ❷
14"	13" - 15"
15"	13" - 16"
16"	14" - 16"
17"	14" - 16"
18"	14" - 16"

SEAT UPHOLSTERY

ZSUP1 <input type="checkbox"/> Tension Adjustable Bolt On (Not available with Tapered Seat ❶. Black upholstery only.).....	STD
ZSUP2 <input type="checkbox"/> Tension Adjustable by Straps (Standard with Ergonomic Seat and Front Seat Width (Seat Taper) ❶ of 1", 2" or 3". Not available with Depth Adjustable Back or chairs with 10" or 11" Rear Seat Width ❶. Black upholstery only.).....	\$150
ZSUP3 <input type="checkbox"/> Aluminum Solid Seat (Not available with Ergonomic Seat or chairs with 10" or 11" Rear Seat Width ❶.).....	\$225 E2231
ZSUP0 <input type="checkbox"/> Omit Seat Upholstery.....	NCO

CHAIR OPTIONS

SEAT CUSHIONS

ZCSH1	<input type="checkbox"/> Foam Cushion	<input type="checkbox"/> 2" <input type="checkbox"/> 3" <input type="checkbox"/> 4".....	\$95	
ZCSH2	<input type="checkbox"/> StimuLITE® Sport (2" Black 13"x15" to 20"x 20") (Please allow an additional 2-3 weeks delivery. Black upholstery only.).....		\$495	E2603
ZCSH3	<input type="checkbox"/> Corbee® (2" Black 10"x 10" to 16"x 16") (Please allow an additional 2-3 weeks delivery. Black upholstery only.).....		\$495	E2603
ZCSH4	<input type="checkbox"/> ROHO® Low Profile® Quadtro Select® (Please allow an additional 2-3 weeks delivery. Black upholstery only.).....		\$495	K0736
ZCSH5	<input type="checkbox"/> ROHO® Custom (Please allow an additional 2-3 weeks delivery. Black upholstery only.).....		\$595	K0734
ZCSH6	<input type="checkbox"/> VARILITE® Evolution™ (Black Only, See Chart Below.).....		\$495	K0734
ZCSH7	<input type="checkbox"/> VARILITE® Zoid™ (Black Only, See Chart Below.).....		\$495	K0734

VARILITE® SEAT CUSHION AVAILABILITY CHART

Seat Depth ③		
Seat Width ④	VARILITE® Evolution™	VARILITE® Zoid™
12"	14"	8", 12", 14"
13"	NONE	NONE
14"	14", 16", 18", 20"	14", 16", 18"
15"	15", 17"	15", 17"
16"	14", 16", 18", 20"	16", 18", 20"
17"	17"	17"
18"	16", 18", 20"	16", 18", 20"
19"	NONE	NONE
20"	16", 18", 20"	16", 18", 20"

SIDE GUARDS

ZSDG1 ☐ Cloth (Not available with Ride Designs® Corbac™ back support.).....\$45

Aluminum

ZSDG2	<input type="checkbox"/> Rigid Removable	<input type="checkbox"/> Small <input type="checkbox"/> Std.....	\$175	
ZSDG3	<input type="checkbox"/> Quad Removable w/Hole	<input type="checkbox"/> Small <input type="checkbox"/> Std	\$185	
ZSDG4	<input type="checkbox"/> Fold Down Rigid	<input type="checkbox"/> Small <input type="checkbox"/> Std (Not available Ergonomic Seat.).....	\$295	

Carbon Fiber (Not available with Depth Adjustable Back.)

ZSDG5	<input type="checkbox"/> Rigid Removable	<input type="checkbox"/> Small <input type="checkbox"/> Std.....	\$250	
ZSDG6	<input type="checkbox"/> Quad Removable w/Hole	<input type="checkbox"/> Small <input type="checkbox"/> Std.....	\$260	
ZSDG7	<input type="checkbox"/> Fold Down Rigid	<input type="checkbox"/> Small <input type="checkbox"/> Std (Not available Ergonomic Seat.).....	\$400	
ZSDG8	<input type="checkbox"/> Fendered.....		\$375	

Profiled to Rear Wheels

ZSDG9 ☐ Side Guards Profiled to Rear Wheels (Not available with Cloth or Fendered Side Guards.).....\$275

ARMRESTS

ZARM1 ☐ Swing Away Tubular (Not available with Depth Adjustable Back.) ☐ 9" to 12 ☐ 11" to 14".....\$195 E0973

☐ Covered in Black Alcantara® Ultrasuede®.....\$75

ZARM4 ☐ Swing Away - Flip Back Tubular.....\$275 E0973

☐ Covered in Black Alcantara® Ultrasuede®.....\$75

ZARM2 ☐ Removable Height Adjustable Desk Arm with Rigid Side Guard (Not available with Depth Adjustable Back. Requires 14" minimum Seat Depth ③.)\$350 E0973

☐ 9" to 12" ☐ 12" to 15"

☐ Standard Length Pad (10") ☐ Full Length Pad (14")

☐ Covered in Black Alcantara® Ultrasuede®.....\$75

ZARM3 ☐ Removable Height Adjustable Desk Arm with Rigid Side Guard and Transfer Loop\$395 E0973

(Not available with Depth Adjustable Back. Requires 15" minimum Seat Depth ③.)

☐ 9" to 12" ☐ 12" to 15"

☐ Standard Length Pad (10") ☐ Full Length Pad (14")

☐ Covered in Black Alcantara® Ultrasuede®.....\$75

SEAT BELTS

ZBLT1 ☐ Velcro Adjustable, Black Nylon Webbing.....\$45 E0978

ZBLT2 ☐ Bodypoint® Auto-Style Release Buckle.....\$85 E0978

CALF STRAP

ZCLF1 ☐ Buckle Adjustable, Black Nylon Webbing.....\$25 K0038

ZCLF2 ☐ Velcro Adjustable\$35 K0038

☐ Xtra Small (Recommended for 10" - 13" Seat Widths)

☐ Small (Recommended for 12" - 15" Seat Widths)

☐ Medium (Recommended for 14" - 18" Seat Widths)

☐ Large (Recommended for 17" - 19" Seat Widths)

☐ Xtra Large (Recommended for 18" - 20" Seat Widths)

ZCLF3 ☐ Bodypoint Padded Velcro Adjustable\$75 K0038

☐ Small (Recommended for 10" - 11" Seat Widths)

☐ Medium (Recommended for 12" - 15" Seat Widths)

☐ Large (Recommended for 16" - 20" Seat Widths)

TiLite Series 1 Order Form

Effective Jan 1, 2010

TITANIUM RIGID FRAME

Page 9 of 9

CHAIR OPTIONS

BACK PACK

ZBCK1 <input type="checkbox"/> Small - Black Nylon	\$50
ZBCK2 <input type="checkbox"/> Large - Black Nylon.....	\$65

SEAT POUCH

ZPCH1 <input type="checkbox"/> Small - Black Nylon.....	\$40
ZPCH2 <input type="checkbox"/> Large - Black Nylon.....	\$45



SPOKE GUARDS

ZGRD1 <input type="checkbox"/> Clear with TiMotion Logo (Not available with Skyway Mags or 20" Rear Wheels.)	\$110	K0065
--	-------	-------

ANTI-TIPS

ZTIP1 <input type="checkbox"/> Rear Aluminum - Black.....	\$135	E0971
ZTIP3 <input type="checkbox"/> User Friendly Rear Flip-up.....	\$245	E0971

ACCESSORIES

ZLUG1 <input type="checkbox"/> Luggage Carriers.....	\$125	
ZMPCT1 <input type="checkbox"/> Neoprene Impact Guards.....	\$75	
ZCAT1 <input type="checkbox"/> Catch-All.....	\$45	
ZCH1 <input type="checkbox"/> Crutch Holder.....	\$65	E2207
ZTS1 TiLite T-Shirt <input type="checkbox"/> Small <input type="checkbox"/> Medium <input type="checkbox"/> Large <input type="checkbox"/> X-Large <input type="checkbox"/> XX-Large.....	\$20	
ZTIP2 <input type="checkbox"/> Front Roller (Requires that Seat to Footrest Measurement  be at least 3" shorter than Front Seat Height  .).....	\$95	

DESIGNS UNLIMITED



TiLite's ZR/ZRA offers more than 15 million different frame combinations! But sometimes even that's not enough. If you would like to customize your TiLite, check out the Designs Unlimited Studio at tilite.com. There you will find drawings and pricing for hundreds of creative solutions to customers' customization requests. We call these "D.U.'s." If you don't find the D.U. you're looking for, contact the TiLite Customer Service Team at 800.545.2266 or customerservice@tilite.com and we'll design a D.U. just for you. Designs Unlimited customization may add an additional 2 to 3 weeks to the ship time of your chair.

TILITE ORDERING PROCESS

Upon submitting this Order Form, you will receive either a TiLite QUOTE or a TiLite ORDER CONFIRMATION. Please CAREFULLY EXAMINE the QUOTE or ORDER CONFIRMATION for NOTES written by TiLite's Customer Service Team. These notes must be addressed by you before TiLite can process your order. The FOOTNOTES contained in this Order Form are CRITICAL. Please REVIEW all FOOTNOTES while completing the Order Form. If you have requested a DRAWING of this chair, a copy of the drawing SIGNED by YOU must be received by TiLite before TiLite can process the order.

GENERAL

TiLite manufactures a wide variety of wheelchairs to meet the varied needs of wheelchair users. The final selection of a particular model, its options and accessories, and its measurements rests solely with the wheelchair user and advising healthcare professional. TiLite wheelchairs must be fitted by a qualified healthcare professional. HCPCS Codes are for reference purposes only. Actual coding and coverage varies by payer. Proper HCPCS coding is not a guarantee of payment. Please verify the appropriate payer's coverage policy.

Get the latest order forms at tilite.com Prices, standard features, options and accessories are subject to change without notice. All rights reserved. Trademarks are identified by symbols™ and ®. TiLite, the TiLite logo, Ti, the Ti logo and The Ultimate Ride are registered trademarks of TiSport, LLC. TiShaft is a trademark of TiSport, LLC. Adobe®, Acrobat®, Acrobat Professional® and Reader® are registered trademarks of Adobe Systems Inc. Alcantara® is a registered trademark of Alcantara S.p.A. Bodypoint® is a registered trademark of Bodypoint Inc. Frog Legs® is a registered trademark of Frog Legs, Inc. Kenda® is a registered trademark of Kenda Rubber Industrial Co Ltd. Ride Designs® and Corbac® are registered trademarks of Aspen Seating, LLC. ROHO®, Low Profile® and Quadro Select® are registered trademarks of ROHO Inc. Schwalbe® is a registered trademark of Ralf Bohle GmbH. Supracor®, Stimulite® and Corbee® are registered trademarks of Supracor, Inc. The Natural-Fit® is a registered trademark of Three Rivers Holdings, LLC. Ultrasuede® is a registered trademark of Toray Ultrasuede (America), Inc. Varilite® is a registered trademark of Cascade Designs, Inc.

NOTES

If you are using Adobe® Acrobat®, this order form may be converted into a quote request or into an order by clicking one of the buttons below (this feature is available exclusively to TiLite dealers and distributors). A TiLite Quote or a TiLite Order Confirmation will be sent to you within 24 hours.

QUOTE THIS CHAIR

ORDER THIS CHAIR