

TiLite TR YR Order Form

Effective January 1, 2012 (New Items in Red)

TITANIUM RIGID FRAME

Page 1 of 9

DEALER INFORMATION		RTS INFORMATION	
Dealer:		RTS:	Phone:
Account:	PO:	Email:	
Ordered By:		SHIP TO INFORMATION	
Address:		Name:	Ship Via:
City:	State:	Zip:	
Phone:	Fax:	City:	State:
Email:		Phone:	Fax:
Mark For:		TiLite Information	Promo Code:
		Ship Date:	Order #:

Please Fax to the TiLite Customer Service Team at 866.586.2413 or 509.586.2413



Polished TiLite TR shown with Red Pepper Color Anodize Package and other available options.

FRAME STYLE

TiLite TR Series (250 Pound Weight Limit.)

TRFS1 ☐ **TiLite TR**\$3,195 K0009

TRFS2 ☐ **TiLite YR**\$3,195 E1229

TRPWR1 ☐ **Power Adaptable Frame** (No charge when 20" Rear Seat Width **A** and 20" Seat Depth **B** are selected. Requires Billet Aluminum Front Wheels and 0° Camber **F**. Not available with Carbon Fiber or Titanium Camber Tubes or Titanium Quick Release Axles.

Camber tube available in silver anodize only.).....\$300

TRRRF1 ☐ **Reinforced Frame** (No charge when 20" Rear Seat Width **A** and 20" Seat Depth **B** are selected.)\$300

FRAME FINISHES

Natural Titanium

TRFF1 ☐ SatinSTD

TRSCBT1 ☐ Satin Finish Buffing Pads.....\$15

TRFF2 ☐ Polished\$650

TRFF3 ☐ **Tattooed Titanium™** (Tattoos on front frame tubes. Frame finished in Satin. Click on the images below to view the Tattoos online.) -\$295

TRFF4 ☐ Rock & Roll

TRFF5 ☐ Retro



TRFF6 ☐ Mother Nature



TRFF7 ☐ Henna



High Gloss Paint

TRFF8 ☐ Super Wet Black

TRFF9 ☐ Sunburst Yellow

TRFF10 ☐ TiLite Red

Metallic Paint

TRFF11 ☐ Military Green

TRFF12 ☐ Orange Crush

TRFF13 ☐ Hot Pink

Pearlescent Paint

TRFF14 ☐ Ocean Blue Metallic

TRFF15 ☐ Tangerine Metallic

TRFF16 ☐ Salsa Red Metallic

Matte Paint

TRFF17 ☐ Midnight Blue Pearl

TRFF18 ☐ White Pearl

TRFF19 ☐ Black Lava

TRFF20 ☐ Deep Blue Ice

TRFF21 ☐ Scarlet Ice

Candy Paint

TRFF27 ☐ Titanium Grey

TRFF22 ☐ Ruby Red

TRFF23 ☐ Azure Blue

TRFF24 ☐ Root Beer Candy

TRFF25 ☐ Electric Plum

TRFF26 ☐ Atomic GreenSTD



THE ULTIMATE RIDE.®

tilite.com
2701 West Court Street | Pasco, Washington 99301
509.586.6117 Tel | 800.545.2266 Toll-Free
509.586.2413 Fax | 866.586.2413 Toll-Free Fax

THE TITANIUM EXPERTS.®

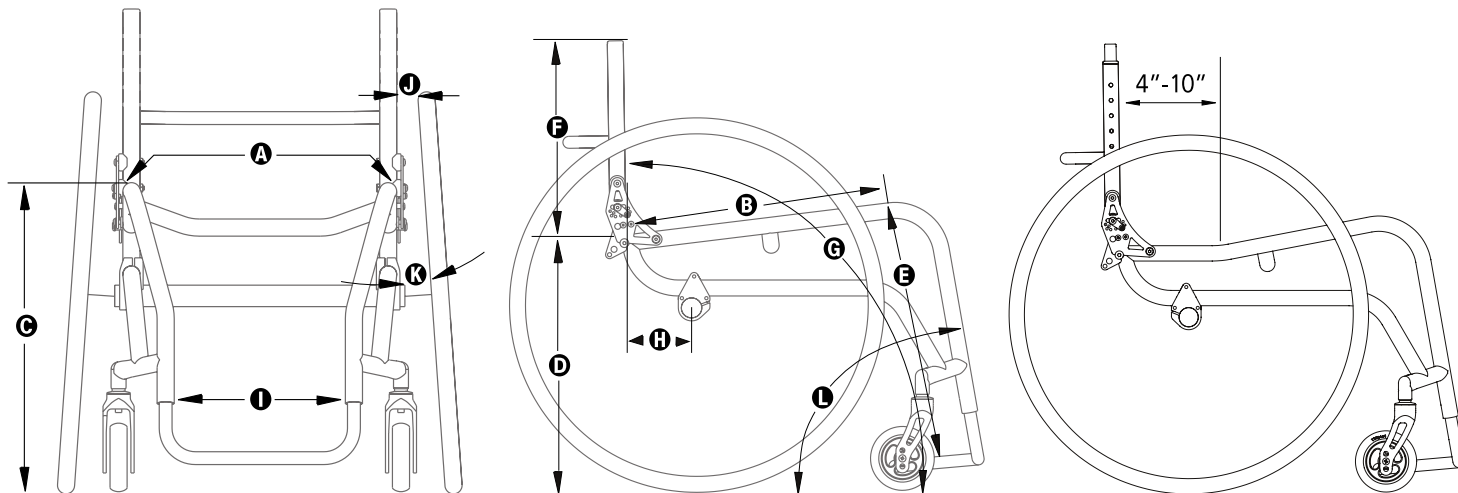
TiLite® OF_TRYR_0112RevD

COLOR ANODIZE PACKAGE

(Color Anodize Package includes: Aluminum Camber Tube, Camber Clamp and Caster Fork. If no anodize color is selected, the default will be black.)

TRANO1 ☐ Black **STD**
TRANO3 ☐ Red Pepper TRANO5 ☐ Sapphire **\$95**

FRAME MEASUREMENT

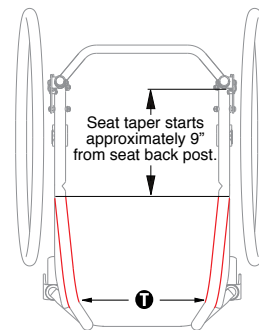


SEAT WIDTH A Measure from outside of seat tube at back post to the outside of the opposite seat tube at back post.

TRSW1 ☐ 12" ☐ 13" ☐ 14" ☐ 15" ☐ 16" ☐ 17" ☐ 18" ☐ 19" **STD**
TRSW2 ☐ 20" (HPCS code only applies to 20" Rear Seat Width A.) **\$450 E2201**

FRONT SEAT WIDTH (SEAT TAPER) I Measure from inside of front frame tube to inside of opposite front frame tube.

TRFSW1 ☐ No Taper (2" Narrower than Rear Seat Width.) **STD**
TRFSW2 ☐ 1" Taper (3" Narrower than Rear Seat Width. Includes Tension Adjustable by Straps Seat Upholstery.) **\$250**
TRFSW4 ☐ 2" Taper (4" Narrower than Rear Seat Width. Includes Tension Adjustable by Straps Seat Upholstery.) **\$250**
TRFSW6 ☐ 3" Taper (5" Narrower than Rear Seat Width. Includes Tension Adjustable by Straps Seat Upholstery.) **\$250**



SEAT DEPTH B Measure from front of back post to the front edge of seat sling. Front edge of seat sling will be at the beginning of the bend at front of chair frame, unless Frog Legs® or a 90° Front Angle is ordered, in which case front edge of seat sling begins approximately 1" behind the bend.

TRSD1 ☐ 12" ☐ 13" ☐ 14" ☐ 15" ☐ 16" ☐ 17" ☐ 18" ☐ 19" **STD**
TRSD2 ☐ 20" **\$475 E2203**
TRSD3 ☐ Frame Depth Longer or Shorter Than Seat Depth (A Custom Frame Depth of 20" is \$450 if Seat Depth B of 20" is not also selected.) **\$150**
Custom Frame Depth: _____"

ERGONOMIC SEAT Measure from front of back post to beginning of upward bend of seat tube.

TRERG1 ☐ 4" ☐ 5" ☐ 6" ☐ 7" ☐ 8" ☐ 9" ☐ 10" **\$300**

FRONT SEAT HEIGHT C Measure from floor to top of seat tube at beginning of bend.

TRFSH1 ☐ 15" ☐ 15.5" ☐ 16" ☐ 16.5" ☐ 17" ☐ 17.5" ☐ 18" ☐ 18.5" ☐ 19" ☐ 19.5"
☐ 20" ☐ 20.5" ☐ 21" **STD**

REAR SEAT HEIGHT D Measure from floor to top of seat tube at back post.

REAR SEAT HEIGHT RANGES

Rear Wheel Size	Rear Seat Height D	
	No Rear Suspension	Frog Legs® Rear Suspension
20"	12.5"- 21"	15.0"- 21"
22"	13.5"- 21"	16.0"- 21"
24"	14.0"- 21"	16.5"- 21"
25"	14.0"- 21"	17.0"- 21"
26"	15.0"- 21"	17.5"- 21"

TRRSH1 ☐ 12.5" ☐ 13" ☐ 13.5" ☐ 14" ☐ 14.5" ☐ 15"
☐ 15.5" ☐ 16" ☐ 16.5" ☐ 17" ☐ 17.5" ☐ 18"
☐ 18.5" ☐ 19" ☐ 19.5" ☐ 20" ☐ 20.5" ☐ 21" **STD**

FRAME MEASUREMENT

FRONT ANGLE ① Measure from frame front to floor.

TRFA1 ☐ 60° ☐ 65° ☐ 70° ☐ 75° ☐ 80° ☐ 85° (Not available with 6" Front Wheels.)

☐ 90° (Not available with 5" or 6" Front Wheels.).....STD

SEAT TO FOOTREST ③/FOOTRESTS Measure from front edge of seat sling to top rear of footrest. **Measurement must be at least 2" shorter than Front Seat Height ②.**

STANDARD FOOTRESTS

☐ 13.5" ☐ 14" ☐ 14.5" ☐ 15" ☐ 15.5" ☐ 16" ☐ 16.5" ☐ 17" ☐ 17.5" ☐ 18" ☐ 18.5" ☐ 19"

TRFTR3 ☐ Angle Adjustable FootrestSTD K0040

TRFTR1 ☐ Titanium Footrest w/Flat ABS Cover.....\$150

TRFTR2 ☐ Titanium Open Loop Footrest\$200

TRFTR12 ☐ Titanium Flip-Back Footrest (Not available w/ 10" or 11" Rear Seat Width ④, Heavy Duty Edition, ABS Cover w/ 2" Sides, Front Roller.).....\$150

HIGH MOUNT FOOTREST (Not Available with Tapered Footrest Width ①, Luggage Carriers or Impact Guards.)

☐ 7"-9" ☐ 9"-11" ☐ 11"-13 Set at _____ (Use 1/2" increments)

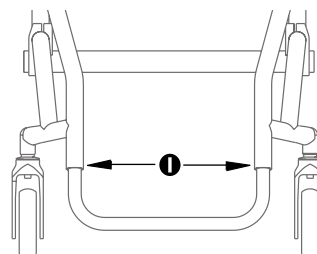
TRFTR4 ☐ Angle Adjustable High Mount Footrest\$85 K0040

TRFTR14 ☐ **ABS Cover w/2" Sides** (Not available with Flip-Back Footrest or chairs with 10" or 11" Rear Seat Width ④.).....\$95 K0041

FOOTREST WIDTH ① or ⑤ Select either a Standard Front End if no Seat Taper ① is selected on page 2 or a V-Front End if a Seat Taper ① is selected on page 2.

TRFE1 **STANDARD FRONT END ①** Find your Rear Seat Width ④ in the chart below and select one of the options to the right. Measure from inside of front frame tube to inside of opposite front frame tube.STD

REAR SEAT WIDTH ④ (Outside Measurement)	FOOTREST WIDTH ①		
	No Taper (2" Narrower than Rear Seat Width)	2" Taper (4" Narrower than Rear Seat Width)	4" Taper (6" Narrower than Rear Seat Width)
12"	<input type="checkbox"/> 10"	<input type="checkbox"/> 8"	<input type="checkbox"/> 6"
13"	<input type="checkbox"/> 11"	<input type="checkbox"/> 9"	<input type="checkbox"/> 7"
14"	<input type="checkbox"/> 12"	<input type="checkbox"/> 10"	<input type="checkbox"/> 8"
15"	<input type="checkbox"/> 13"	<input type="checkbox"/> 11"	<input type="checkbox"/> 9"
16"	<input type="checkbox"/> 14"	<input type="checkbox"/> 12"	<input type="checkbox"/> 10"
17"	<input type="checkbox"/> 15"	<input type="checkbox"/> 13"	<input type="checkbox"/> 11"
18"	<input type="checkbox"/> 16"	<input type="checkbox"/> 14"	<input type="checkbox"/> 12"
19"	<input type="checkbox"/> 17"	<input type="checkbox"/> 15"	<input type="checkbox"/> 13"
20"	<input type="checkbox"/> 18"	<input type="checkbox"/> 16"	<input type="checkbox"/> 14"



OR

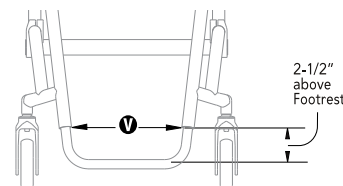
TRFE2 **V-FRONT END ⑤** Measure from inside of front frame tube to inside of opposite front frame tube 2-1/2" above footrest. (Titanium Flip-Back Footrest has 1" of adjustment up and down.)NCO

☐ **NO V-Front Taper**

OR

FOOTREST WIDTH ⑤

☐ 8" ☐ 8.5" ☐ 9" ☐ 9.5" ☐ 10" ☐ 10.5"
☐ 11" ☐ 11.5" ☐ 12" ☐ 12.5" ☐ 13" ☐ 13.5"
☐ 14" ☐ 14.5" ☐ 15" ☐ 15.5" ☐ 16" ☐ 16.5"
☐ 17" ☐ 17.5" ☐ 18"



SEAT BACK TYPE/PUSH HANDLES/SEAT BACK HEIGHT ⑥ Measure from top of back post to top of seat tube at rear of frame.

SEAT BACK TYPE

TRSB1 ☐ Folding Aluminum Adjustable Height.....NCO

TRSB2 ☐ Folding Titanium Adjustable Height (Titanium back will match Frame Finish. Not available with Bolt-On Push Handles.).....\$175

TRSB11 ☐ Backrest that Locks when Folded (Not available with Ergonomic Seat.).....\$75

TISHAFT™ BACK RELEASE BARS

TRSB3 ☐ AluminumSTD

TRSB4 ☐ Titanium.....\$35

PUSH HANDLES

TRSB6 ☐ Integrated Push Handles.....NCO

TRSB7 ☐ Integrated Fold-Down Push Handles (Requires Tension Adjustable by Straps Back Upholstery.).....\$100

TRSB8 ☐ Bolt-On Push Handles (Includes 4" Deep Backrest Rigidizer Bar. Not available with Ti Back.).....\$175

TRSB9 ☐ Bolt-On Height-Adjustable Push Handles (Includes 4" Deep Backrest Rigidizer Bar. Not available with Ti Back.).....\$295

FRAME MEASUREMENTS

SEAT BACK HEIGHT ⑥

Push Handles	Short	Medium	Tall	Set at: (Use 1/2" increments)
None	<input type="checkbox"/> 8.5" - 12.5"	<input type="checkbox"/> 12.5" - 16.5"	<input type="checkbox"/> 16.5" - 20.5"	Set at: _____
Integrated	<input type="checkbox"/> 10.5" - 12.5"	<input type="checkbox"/> 13.5" - 16.5"	<input type="checkbox"/> 17.5" - 20.5"	Set at: _____
Integrated Fold-Down	<input type="checkbox"/> 12.5" - 14.5"	<input type="checkbox"/> 14.5" - 19"	<input type="checkbox"/> 18.5" - 21"	Set at: _____

TRSB15 ☐ **NON-FOLDING, FIXED-HEIGHT TITANIUM SEAT BACK** (Titanium back will match Frame Finish. Required for fixed Side Guards. Not available with Integrated Push Handles, Integrated Fold-Down Push Handles or Bolt-On Height Adjustable Push Handles.)

☐ 5" ☐ 5.5" ☐ 6" ☐ 6.5" ☐ 7" ☐ 7.5" ☐ 8" ☐ 8.5" ☐ 9" ☐ 9.5" ☐ 10"
☐ 10.5" ☐ 11" ☐ 11.5" ☐ 12" ☐ 12.5" ☐ 13" ☐ 13.5" ☐ 14" ☐ 14.5" ☐ 15" ☐ 15.5"
☐ 16" ☐ 16.5" ☐ 17" ☐ 17.5" ☐ 18" ☐ 18.5" ☐ 19" ☐ 19.5" ☐ 20".....\$195

AVAILABLE ON ALL BACKS

TRSB12 ☐ 4" Deep Backrest Rigidizer Bar.....NCO

TRSB13 ☐ Custom Height Backrest Rigidizer Bar (The Standard Rigidizer Bar height is 5" above the Seat Sling for a short, 6-1/4" for a medium and 10-1/4" for a tall. Custom Height Rigidizer Bar must be at least 4-1/2" above Seat Sling or 5-3/4" above Seat Sling when used with 11" - 14" Swing Away Tubular Armrests. Maximum Height is 3" less than Lowest Seat Back Height.).....\$150
 Set at: _____ (Use 1/4" increments)

SEAT BACK ANGLE ⑥ Measure angle from front of back post to floor. 90° will be perpendicular to the floor. To approximate the angle from the back post to the seat, subtract 2 degrees from measurement ⑥ for every .5" of dump.

TRBSA2 ☐ Folding Back

☐ 80° ☐ 83° ☐ 86° ☐ 89° ☐ 92° ☐ 95° ☐ 98° ☐ 101°.....NCO

TRBSA3 ☐ Non-Folding Back

☐ 80° ☐ 81° ☐ 82° ☐ 83° ☐ 84° ☐ 85° ☐ 86° ☐ 87° ☐ 88° ☐ 89° ☐ 90° ☐ 91°
☐ 92° ☐ 93° ☐ 94° ☐ 95° ☐ 96° ☐ 97° ☐ 98° ☐ 99° ☐ 100° ☐ 101°.....NCO

CENTER OF GRAVITY ⑥ Measure from front of back post at the seat tube to the center of the rear axle. If no center of gravity is selected, chair will ship with the center of gravity in the rearward-most position. (Amputee Adapter required for Center of Gravity (C.O.G) ⑥ of less than 1". Non-Folding Back Angle ⑥ of 80°-90° requires a Minimum C.O.G. of 1.25", Non-Folding Back Angle of 95° requires a Minimum C.O.G. of 2.25", and a Non-Folding Back Angle of 101° requires a Minimum C.O.G. of 2-3/4".)

TRCOG1 ☐ 1" ☐ 1.25" ☐ 1.5" ☐ 1.75" ☐ 2" ☐ 2.25" ☐ 2.5" ☐ 2.75" ☐ 3" ☐ 3.25" ☐ 3.5" ☐ 3.75"
☐ 4" ☐ 4.25" ☐ 4.5" ☐ 4.75" ☐ 5" ☐ 5.25" ☐ 5.5" ☐ 5.75" ☐ 6".....STD
 TRAMP1 ☐ Amputee Adapter (Available in Black anodize only.)\$175 E0959

REAR WHEEL SPACING ⑥ Measure from outside of seat back post to inside of rear tire. 3/4" Rear Wheel Spacing not available with 0° or 2° Camber ⑥.

TRRWS1 ☐ .75" ☐ 1" ☐ 1.25" ☐ 1.5" ☐ 1.75" ☐ 2".....STD

CAMBER ⑥/CAMBER TUBES

TRCBR1 ☐ 0° ☐ 2° ☐ 4° ☐ 6° ☐ 8° ☐ 12°STD
 TRCBR2 ☐ 15° ☐ 18°.....\$75
 TRCBR3 ☐ **Titanium Camber Tube** (Not available with Power Adaptable Frame.).....\$50
 TRCBR6 ☐ **Carbon Fiber Camber Tube** (Not available with Power Adaptable Frame.).....\$175
 TRCBR4 ☐ **Additional Titanium Camber Tube** ☐ 0° ☐ 2° ☐ 4° ☐ 6° ☐ 8° ☐ 12° ☐ 15° ☐ 18°.....\$100
 TRCBR7 ☐ **Additional Carbon Fiber Camber Tube** ☐ 0° ☐ 2° ☐ 4° ☐ 6° ☐ 8° ☐ 12° ☐ 15° ☐ 18°.....\$225
 TRCBR5 ☐ **Additional Aluminum Camber Tube** ☐ 0° ☐ 2° ☐ 4° ☐ 6° ☐ 8° ☐ 12° ☐ 15° ☐ 18°\$100
 TRCBR9 ☐ **Additional Spacers to Increase Rear Wheel Spacing**.....NCO

FROG LEGS® REAR SUSPENSION

TRFRG2 ☐ User Weight Under 180 lbs (Available in Black anodize only. Not available with Fendered Sideguards or Travel Wheels.).....\$395
 TRFRG3 ☐ User Weight Over 180 lbs (Available in Black anodize only. Not available with Fendered Sideguards or Travel Wheels.).....\$395

FRAME MEASUREMENTS

FRONT WHEELS

TRFW1	<input type="checkbox"/> 3"x.75"	Micro-Caster.....	STD
TRFW2	<input type="checkbox"/> 3"x.75"	Light-Up Micro-Caster.....	\$70
TRFW14	<input type="checkbox"/> 4"x.75"	Plastic Wheel w/Poly Tire.....	NCO
TRFW3	<input type="checkbox"/> 4"x.75"	Light-Up Micro-Caster.....	\$70
TRFW19	<input type="checkbox"/> 4"x.75"	Performance 5 Spoke Billet Aluminum Wheel w/Poly Tire <input type="checkbox"/> Silver Hub OR <input type="checkbox"/> Black Hub.....	\$125
TRFW20	<input type="checkbox"/> 4"x1"	Performance 5 Spoke 2-Piece Billet Aluminum Wheel w/Soft Roll Tire <input type="checkbox"/> Silver Hub OR <input type="checkbox"/> Black Hub.....	\$165
TRFW15	<input type="checkbox"/> 4"x1.5"	Plastic Wheel w/Poly Tire (Not available with Heavy Duty Edition.).....	\$80
TRFW6	<input type="checkbox"/> 5"x1"	Plastic Wheel w/Poly Tire (Not available with Heavy Duty Edition.).....	STD
TRFW21	<input type="checkbox"/> 5"x1"	Performance 5 Spoke Billet Aluminum Wheel w/Poly Tire <input type="checkbox"/> Silver Hub OR <input type="checkbox"/> Black Hub (Not available with 90° Front Angle ①.).....	\$145
TRFW22	<input type="checkbox"/> 5"x1"	Performance 5 Spoke 2-Piece Billet Aluminum Wheel w/Soft Roll Tire <input type="checkbox"/> Silver Hub OR <input type="checkbox"/> Black Hub (Not available with 90° Front Angle ①.).....	\$185
TRFW18	<input type="checkbox"/> 5"x1.5"	Plastic Wheel w/Poly Tire (Not available with 90° Front Angle ①.).....	\$80
TRFW9	<input type="checkbox"/> 6"x1"	Plastic Wheel w/Poly Tire (Not available with 85° or 90° Front Angle ①.).....	NCO
TRFW11	<input type="checkbox"/> 6"x1"	Billet Aluminum Wheel w/Poly Tire <input type="checkbox"/> Silver Hub OR <input type="checkbox"/> Black Hub (Not available with 85° or 90° Front Angle ①.).....	\$165
TRFW10	<input type="checkbox"/> 6"x1.25"	Plastic Wheel w/Pneumatic Tire (Not available with 85° or 90° Front Angle ①.).....	\$65
TRFW12	<input type="checkbox"/> 6"x1.25"	Billet Aluminum Wheel w/Pneumatic Tire <input type="checkbox"/> Silver Hub OR <input type="checkbox"/> Black Hub (Not available with 85° or 90° Front Angle ①.).....	\$165
TRFW13	<input type="checkbox"/> 6"x1.25"	2-Piece Billet Aluminum Wheel w/Soft Roll Tire (Not available with 85° or 90° Front Angle ①.).....	\$195
TRFRG1	<input type="checkbox"/>	Frog Legs® Suspension Forks (Available in Black anodize only. Not available with 8" Front Wheels.).....	\$395
TRCPL1	<input type="checkbox"/>	Caster Pin Locks (Not available with Frog Legs®.).....	\$225
TRFW0	<input type="checkbox"/>	Omit Front Wheels (Must choose Wheel Size above.).....	\$20

E1015
K0073

REAR WHEELS See Rear Seat Height Ranges chart on Page 2 for Rear Seat Height ② limitations.

TRRW14	TiLite SHADOW™ (Not available with Titanium Quick Release Axles.).....	STD
	<input type="checkbox"/> 20"(451)	
	<input type="checkbox"/> 22"(501)	
	<input type="checkbox"/> 24"(540)	
	<input type="checkbox"/> 25"(559) (Requires 15" minimum Seat Depth ③.)	
	<input type="checkbox"/> 26"(590) (Requires 15" minimum Seat Depth ③.)	
TRRW12	TiLite DASH (Not available with Titanium Quick Release Axles.).....	\$100
	<input type="checkbox"/> 20"(451)	
TRRW5	TiLite High Flange Hub (Not available with Titanium Quick Release Axles.).....	\$250
	<input type="checkbox"/> 24"(540)	
	<input type="checkbox"/> 25"(559) (Requires 15" minimum Seat Depth ③.)	
	<input type="checkbox"/> 26"(590) (Requires 15" minimum Seat Depth ③.)	
TRRW13	Golz TWIN-STAR Exchange (Not available with Titanium Quick Release Axles.).....	\$895
	<input type="checkbox"/> 24"(540)	
	<input type="checkbox"/> 25"(559) (Requires 15" minimum Seat Depth ③.)	
TRRW7	Spinergy SPOX <input type="checkbox"/> Black <input type="checkbox"/> Red <input type="checkbox"/> Yellow <input type="checkbox"/> Blue <input type="checkbox"/> White	\$695
	<input type="checkbox"/> 22"(501) - Std. Hub	
	<input type="checkbox"/> 24"(540) - Std. Hub	
	<input type="checkbox"/> 25"(559) - Std. Hub (Requires 15" minimum Seat Depth ③.)	
	<input type="checkbox"/> 26"(590) - Sport Hub (Requires 15" minimum Seat Depth ③. Not available with Titanium Quick Release or Quad Release Axles.)	
TRRW8	Spinergy LX <input type="checkbox"/> Black <input type="checkbox"/> Red <input type="checkbox"/> Yellow <input type="checkbox"/> Blue <input type="checkbox"/> White <input type="checkbox"/> Go Green <input type="checkbox"/> Bright Orange <input type="checkbox"/> Flamingo Pink (Please allow an additional 2-3 weeks delivery on Go Green, Bright Orange and Flamingo Pink.)	\$895
	<input type="checkbox"/> 22"(501) - Std. Hub	
	<input type="checkbox"/> 24"(540) - Std. Hub	
	<input type="checkbox"/> 25"(559) - Std. Hub (Requires 15" minimum Seat Depth ③.)	
	<input type="checkbox"/> 26"(590) - Sport Hub (Requires 15" minimum Seat Depth ③. Not available with Titanium Quick Release or Quad Release Axles.)	
TRRW11	Skyway Mags <input type="checkbox"/> 22" <input type="checkbox"/> 24" (Not available with Short Tabs, Titanium Quick Release Axles, Quad Release Axles or Spoke Guards.).....	\$50
TRRW0	<input type="checkbox"/> Omit Rear Wheels (Must choose Wheel Size and Tire Type below.).....	\$50

AXLES

TRAXL1	<input type="checkbox"/> Stainless Quick Release.....	STD
TRAXL2	<input type="checkbox"/> Titanium Quick Release (Not available with TiLite High Flange Hub, TWIN-STAR Exchange, DASH, SHADOW, Skyway Mags, 26"(590) Spinergy SPOX or LX Rear Wheels or Power Adaptable Frame.).....	\$195
TRAXL3	<input type="checkbox"/> Quad Release (Not available with Skyway Mags or 26"(590) Spinergy Spox or LX Rear Wheels.).....	\$95

PNEUMATIC REAR TIRES

TRRTR1	<input type="checkbox"/> Treaded (Not available with 25" (559) Rear Wheels.)	STD
	TRRTR2 <input type="checkbox"/> Airless Inserts	\$80 E2213
TRRTR3	<input type="checkbox"/> 25" Primo Treaded (Standard with 25"(559) Rear Wheels.).....	STD
TRRTR4	<input type="checkbox"/> Primo	NCO
TRRTR16	<input type="checkbox"/> 20" Kenda® Grey High Pressure (110psi)	\$95
TRRTR5	<input type="checkbox"/> 24", 25" and 26" Kenda® High Pressure (110psi) <input type="checkbox"/> Grey <input type="checkbox"/> Red <input type="checkbox"/> Blue	\$95

CHAIR OPTIONS

PNEUMATIC REAR TIRES

TRRTR6 <input type="checkbox"/> 24" Grey Knobby (Requires TiLite Wheel with High Flange Hub.)	\$95
TRRTR7 <input type="checkbox"/> 26" Black Knobby (Requires TiLite Wheel with High Flange Hub or Spinergy SPOX or Spinergy LX Rear Wheels.)	\$95
TRRTR8 <input type="checkbox"/> 24", 25" and 26" Schwalbe® Marathon Plus Evolution	\$125
TRRTR9 <input type="checkbox"/> 24" and 25" Schwalbe® SpeedRun	\$125

SOLID REAR TIRES

TRRTR10 <input type="checkbox"/> 20" (451) Street Tread	\$65
TRRTR11 <input type="checkbox"/> 22" (501) Pyramid	\$75
TRRTR13 <input type="checkbox"/> 24"(540) and 25"(559) HerringboneTread	\$95
TRRTR15 <input type="checkbox"/> 24"(540) and 25"(559) Treaded	\$95

HANDRIMS

Handrims by OUT-FRONT®

TRRIM1 <input type="checkbox"/> Aluminum – Silver Anodized	STD
Titanium (Not available with Skyway Mags, 20" or 22" Rear Wheels, or 24" Knobby tires.)	
TRRIM12 <input type="checkbox"/> Satin Finish	\$400
TRRIM13 <input type="checkbox"/> Polished Finish	\$550
The Natural-Fit® (Original, Larger Profile) (Not available with 22" Skyway Mags.)	
TRRIM14 <input type="checkbox"/> Standard Grip (Not available with Short Tabs.)	\$295
TRRIM15 <input type="checkbox"/> Super Grip (Not available with Short Tabs.)	\$340
TRRIM16 <input type="checkbox"/> Without Thumb Grip	\$270
The Natural-Fit® LT (Reduced Weight, Smaller Profile) (Not available with 22" Skyway Mags.)	
TRRIM17 <input type="checkbox"/> Standard Grip (Not available with Short Tabs.)	\$325
TRRIM18 <input type="checkbox"/> Super Grip (Not available with Short Tabs.)	\$370
TRRIM19 <input type="checkbox"/> Without Thumb Grip	\$300
TRRIM10 <input type="checkbox"/> The Surge (All-In-One Oval with Gription™ Strip, Larger Profile) (Not available with 22" Skyway Mags.)	\$315
TRRIM11 <input type="checkbox"/> The Surge LT by Out-Front® (All-In-One Oval with Gription™ Strip, Smaller Profile) (Not available with 22" Skyway Mags.)	\$340
TRRIM20 <input type="checkbox"/> Q-Grip (Exclusive High-Friction, Anti-Slip Coating) (Not available with 20", 22" or 26" Rear Wheels or Skyway Mags.)	\$295

Additional Handrims

TRRIM9 <input type="checkbox"/> Spinergy FlexRim (Available only on 24" and 25" Spinergy LX Rear Wheels. Please allow an additional 2-3 weeks delivery.)	\$525
TRRIM5 <input type="checkbox"/> Plastic Coated – Black	\$95
TRRIM6 <input type="checkbox"/> Projections - 8 Vertical Projections (Not available with 20", 22" or 26" Rear Wheels or Skyway Mags.)	\$240
TRRIM0 <input type="checkbox"/> Omit Handrims	\$15

Tab Length

TRRIM7 <input type="checkbox"/> Long Tabs	STD
TRRIM8 <input type="checkbox"/> Short Tabs (Not available with Skyway Mags or The Natural-Fit® Handrims with Thumb Grip.)	\$15

WHEEL LOCKS

TRWLK7 <input type="checkbox"/> Compact Composite Push to Lock (Available with .75" to 1.5" Rear Wheel Spacing ① only)	NCO
TRWLK8 <input type="checkbox"/> Compact Composite Pull to Lock (Available with .75" to 1.5" Rear Wheel Spacing ① only)	NCO
TRWLK10 <input type="checkbox"/> Extension Handles for Compact Composite Push/Pull to Lock	\$75 E0961
TRWLK9 <input type="checkbox"/> Composite Scissor Lock	\$125
TRWLK5 <input type="checkbox"/> Black Aluminum Scissor Lock	\$135
TRWLK3 <input type="checkbox"/> Uni-Lock Set At: <input type="checkbox"/> Push OR <input type="checkbox"/> Pull	\$135
TRWLK4 <input type="checkbox"/> Extension Handles for Uni-Lock	\$75 E0961

UPHOLSTERY COLORS

TRUPC1 <input type="checkbox"/> Black	STD
TRUPC3 <input type="checkbox"/> Ultrasuede Backrest Stripe <input type="checkbox"/> Black <input type="checkbox"/> Sapphire <input type="checkbox"/> Red Pepper <input type="checkbox"/> Burnt Orange	
<input type="checkbox"/> Sub-Lime <input type="checkbox"/> Ultraviolet <input type="checkbox"/> Espresso (NCO on YR)	\$70

BACK UPHOLSTERY

TRBUP2 <input type="checkbox"/> Velcro Adjustable (Not available with Fold-Down Push Handles.)	STD
TRBUP3 <input type="checkbox"/> Tension Adjustable by Straps (Required with Fold-Down Push Handles.)	\$175
TRBUP0 <input type="checkbox"/> Omit Back Upholstery	NCO
TRBUP4 <input type="checkbox"/> Ride Designs® Corbac™ Adjustable Contour Back Support (Black only. Not available with Fold-Down Push Handles. See Chart Below.)	\$455 E2611

CORBAC™ SEAT WIDTH/BACK HEIGHT AVAILABILITY CHART

Rear Seat Width ①	Seat Back Height ②
14"	13" - 15"
15"	13" - 16"
16"	14" - 16"
17"	14" - 16"
18"	14" - 16"

CHAIR OPTIONS

SEAT UPHOLSTERY

TRSUP1 <input type="checkbox"/> Tension Adjustable Bolt On (Black upholstery only.).....	STD	
TRSUP2 <input type="checkbox"/> Tension Adjustable by Straps (Standard with Ergonomic Seat and Front Seat Width (Seat Taper) ① of 1", 2" or 3". Black upholstery only.).....	\$150	
TRSUP5 <input type="checkbox"/> Aluminum Solid Seat (Not Available with Non-Folding Seat Back or Ergonomic Seat.).....	\$225	E2231
TRSUP0 <input type="checkbox"/> Omit Seat Upholstery.....	NCO	

SEAT CUSHIONS

TRCSH1 <input type="checkbox"/> Foam Cushion <input type="checkbox"/> 2" <input type="checkbox"/> 3" <input type="checkbox"/> 4".....	\$95	
TRCSH2 <input type="checkbox"/> StimuLITE® Sport (2" Black 13"x15" to 20"x 20". Please allow an additional 2-3 weeks delivery.).....	\$495	E2603
TRCSH3 <input type="checkbox"/> Corbee® (2" Black 12"x 12" to 16"x 16". Please allow an additional 2-3 weeks delivery.).....	\$495	E2603
TRCSH4 <input type="checkbox"/> ROHO® Low Profile® Quadtro® Select (Black only. Please allow an additional 2-3 weeks delivery.).....	\$525	E2624
TRCSH5 <input type="checkbox"/> ROHO® Custom (Black Only. Please allow an additional 2-3 weeks delivery.).....	\$625	E2604
TRCSH6 <input type="checkbox"/> VARILITE® Evolution™ (Black only. See chart below.).....	\$495	E2622
TRCSH7 <input type="checkbox"/> VARILITE® Zoid™ (Black only. See chart below.).....	\$495	E2622

VARILITE® SEAT CUSHION AVAILABILITY CHART

Seat Depth ②		
Seat Width ①	VARILITE® Evolution™	VARILITE® Zoid™
12"	14"	8", 12", 14"
13"	NONE	NONE
14"	14", 16", 18", 20"	14", 16", 18"
15"	15", 17"	15", 17"
16"	14", 16", 18", 20"	16", 18", 20"
17"	17"	17"
18"	16", 18", 20"	16", 18", 20"
19"	NONE	NONE
20"	16", 18", 20"	16", 18", 20"

SIDE GUARDS

TRSDG1 <input type="checkbox"/> Cloth (Not available with Ride Designs Corbac Back Support.).....	\$65	
Aluminum		
TRSDG2 <input type="checkbox"/> Rigid Removable <input type="checkbox"/> Small OR <input type="checkbox"/> Std.....	\$175	
TRSDG3 <input type="checkbox"/> Quad Removable w/Hole <input type="checkbox"/> Small OR <input type="checkbox"/> Std.....	\$185	
TRSDG4 <input type="checkbox"/> Fold Down Rigid <input type="checkbox"/> Small OR <input type="checkbox"/> Std (Not available with Ergonomic Seat.).....	\$295	
TRSDG5 <input type="checkbox"/> Fixed (Requires Non-Folding, Fixed-Height Titanium Seat Back.).....	\$300	
Carbon Fiber		
TRSDG7 <input type="checkbox"/> Rigid Removable <input type="checkbox"/> Small OR <input type="checkbox"/> Std.....	\$270	
TRSDG8 <input type="checkbox"/> Quad Removable w/Hole <input type="checkbox"/> Small OR <input type="checkbox"/> Std.....	\$280	
TRSDG9 <input type="checkbox"/> Fold Down Rigid <input type="checkbox"/> Small OR <input type="checkbox"/> Std (Not available with Ergonomic Seat.).....	\$400	
TRSDG10 <input type="checkbox"/> Fixed (Requires Non-Folding, Fixed-Height Titanium Seat Back.).....	\$375	
TRSDG11 <input type="checkbox"/> Fendered Fixed (Requires Non-Folding, Fixed-Height Titanium Seat Back. Not available with Frog Legs® Rear Suspension.).....	\$495	
TRSDG12 <input type="checkbox"/> Fendered Removable.....	\$395	
Available on Aluminum and Carbon Fiber Non-Fendered Side Guards		
TRSDG13 <input type="checkbox"/> Side Guards Custom Cut to Profile of Rear Wheels (Not available with Cloth.).....	\$275	

ARMRESTS

<input type="checkbox"/> Swing Away Tubular (Not Available with Height Adjustable Push Handles).....	\$195	E0973
TRARM6 Folding Back <input type="checkbox"/> 9" - 12" OR <input type="checkbox"/> 11" - 14"		
TRARM7 Non Folding Back <input type="checkbox"/> 8" - 11" OR <input type="checkbox"/> 10" - 13"		
TRARM4 <input type="checkbox"/> Swing Away - Flip Back Tubular.....	\$275	E0973
TRARM2 <input type="checkbox"/> Removable Height Adjustable Desk Arm with Rigid Side Guard (Requires 14" minimum Seat Depth ②.).....	\$295	E0973
<input type="checkbox"/> Standard Length Pad (10") OR <input type="checkbox"/> Full Length Pad (14")		
<input type="checkbox"/> 9" to 12" OR <input type="checkbox"/> 12" to 15"		
TRARM3 <input type="checkbox"/> Removable Height Adjustable Desk Arm with Rigid Side Guard and Transfer Loop (Requires 15" minimum Seat Depth ②.).....	\$340	E0973
<input type="checkbox"/> Standard Length Pad (10") OR <input type="checkbox"/> Full Length Pad (14")		
<input type="checkbox"/> 9" to 12" OR <input type="checkbox"/> 12" to 15"		
Available on all Armrests		
TRARM5 <input type="checkbox"/> Covered in Black Ultrasuede.....	\$75	

SEAT BELTS

TRBLT1 <input type="checkbox"/> Velcro Adjustable, Black Nylon Webbing.....	\$45	E0978
TRBLT2 <input type="checkbox"/> Bodypoint® 2" Push-Button Buckle (Auto-Style.).....	\$85	E0978
TRBLT4 <input type="checkbox"/> Bodypoint® 1" Wide Push-Button Buckle Padded (Auto-Style.) (Not available with 19" or 20" Rear Seat Widths ①.).....	\$155	E0978
TRBLT5 <input type="checkbox"/> Bodypoint® 1.5" Wide Push-Button Buckle Padded (Auto-Style.) (Not available with 19" or 20" Rear Seat Widths ①.).....	\$155	E0978
TRBLT6 <input type="checkbox"/> Bodypoint® 1.5" Wide Rehab Latch Buckle Padded (Airline-Style.) (Not available with 19" or 20" Rear Seat Widths ①.).....	\$155	E0978
TRBLT7 <input type="checkbox"/> Bodypoint® 1.5" Wide Plastic Side Release Padded (Not available with 19" or 20" Rear Seat Widths ①.).....	\$120	E0978

CHAIR OPTIONS

CALF STRAP

TRCLF1 <input type="checkbox"/> Buckle Adjustable, Black Nylon Webbing.....	\$25	K0038
TRCLF2 <input type="checkbox"/> Velcro Adjustable	\$35	K0038
<input type="checkbox"/> Xtra Small (Recommended for 12"- 13" Seat Widths)		
<input type="checkbox"/> Small (Recommended for 12"- 15" Seat Widths)		
<input type="checkbox"/> Medium (Recommended for 14"- 18" Seat Widths)		
<input type="checkbox"/> Large (Recommended for 17"- 19" Seat Widths)		
<input type="checkbox"/> Xtra Large (Recommended for 18"- 20" Seat Widths)		
TRCLF3 <input type="checkbox"/> Bodypoint® Padded Velcro Adjustable	\$75	K0038
<input type="checkbox"/> Medium (Recommended for 12"- 15" Seat Widths)		
<input type="checkbox"/> Large (Recommended for 16"- 20" Seat Widths)		

BACK PACK

TRBCK1 <input type="checkbox"/> Small - Black Nylon	\$50
TRBCK2 <input type="checkbox"/> Large - Black Nylon.....	\$65

SEAT POUCH

TRPCH1 <input type="checkbox"/> Small - Black Nylon.....	\$40
TRPCH2 <input type="checkbox"/> Large - Black Nylon.....	\$45

SPOKE GUARDS

TRGRD1 <input type="checkbox"/> Clear with TiMotion Logo (Not available with Skyway Mags or 20" Rear Wheels.)	\$115	K0065
---	-------	-------

ANTI-TIPS

TRTIP1 <input type="checkbox"/> Rear Aluminum - Black.....	\$135	E0971
TRTIP2 <input type="checkbox"/> User Friendly Rear Flip-up (Not available with Frog Legs® Rear Suspension.).....	\$245	E0971
TRTIP3 <input type="checkbox"/> Titanium with Single Swivel Caster (Not available with Frog Legs® Rear Suspension.).....	\$325	
TRTIP4 <input type="checkbox"/> Quick Release Titanium with Single Swivel Caster (Not available with Frog Legs® Rear Suspension.).....	\$345	

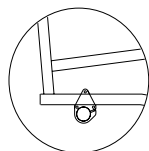
ACCESSORIES

TRUEST1 <input type="checkbox"/> Upper Extremity Support Tray <input type="checkbox"/> 12" to 14" OR <input type="checkbox"/> 13" to 15" Seat Widths A (Requires Armrests.).....	\$250	E0950
TRLUG1 <input type="checkbox"/> Luggage Carriers.....	\$125	
TRMPCT2 Neoprene Impact Guards with Ultrasuede Stripe <input type="checkbox"/> Black <input type="checkbox"/> Sapphire <input type="checkbox"/> Red Pepper <input type="checkbox"/> Burnt Orange <input type="checkbox"/> Sub-Lime <input type="checkbox"/> Ultraviolet <input type="checkbox"/> Espresso.....	\$90	
TRCAT1 <input type="checkbox"/> Catch-All.....	\$75	
TRCH1 <input type="checkbox"/> Crutch Holder.....	\$150	E2207
TRTS1 TiLite T-Shirt <input type="checkbox"/> Small <input type="checkbox"/> Medium <input type="checkbox"/> Large <input type="checkbox"/> X-Large <input type="checkbox"/> XX-Large.....	\$25	
TRTRVL1 <input type="checkbox"/> Travel Wheels (Not available with Frog Legs® Rear Suspension, Anti-Tips, or Amputee Adapter.).....	\$250	
TRTIP5 <input type="checkbox"/> Front Roller (Requires that Seat to Footrest Measurement B be at least 3" shorter than Front Seat Height C . Not available w/ Titanium Flip-Back Footrest.).....	\$95	
TRHS1 <input type="checkbox"/> TiLite 9 Piece SAE Round Handle Folding Hex Key Set.....	\$25	
TRAFFP1 4" Logo Patch <input type="checkbox"/> Army <input type="checkbox"/> Navy <input type="checkbox"/> Air Force <input type="checkbox"/> Marines	\$50	
TRAFFP2 Name Tape Patch <input type="checkbox"/> Army <input type="checkbox"/> Navy <input type="checkbox"/> Air Force <input type="checkbox"/> Marines	\$50	
TRAFFP3 <input type="checkbox"/> Combat Wounded Purple Heart Patch.....	\$50	

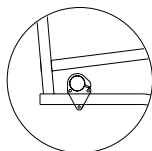
FRAME NOTES

Diagram 1

The camber tube is mounted above the lower frame tube when the Rear Seat Height **D** is 15" or less.



A. Camber Tube Mounted Below Frame



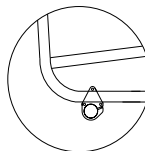
B. Camber Tube Mounted Above Frame

In most other cases, the camber tube will be mounted below the lower frame tube.

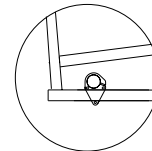
Diagram 2

The rear frame will be square when:

- The Center of Gravity **H** measurement is less than 4.5" on a Folding Back; or
- The Center of Gravity **H** measurement is 3.5" or less on a Non-Folding Back.



A. Round Rear Frame



B. Square Rear Frame

DESIGNS UNLIMITED



TiLite's TR/YR offers more than 18 billion different frame combinations! But sometimes even that's not enough. If you would like to customize your TiLite, check out the Designs Unlimited Studio at tilite.com. There you will find drawings and pricing for hundreds of creative solutions to customers' customization requests. We call these "D.U.'s." If you don't find the D.U. you're looking for, contact the TiLite Customer Service Team at 800.545.2266 or customerservice@tilite.com and we'll design a D.U. just for you. Designs Unlimited customization may add an additional 2 to 3 weeks to the ship time of your chair.

GENERAL

TiLite manufactures a wide variety of wheelchairs to meet the varied needs of wheelchair users. The final selection of a particular model, its options and accessories, and its measurements rests solely with the wheelchair user and advising healthcare professional. TiLite wheelchairs must be fitted by a qualified healthcare professional. HCPCS Codes are for reference purposes only. Actual coding and coverage varies by payer. Proper HCPCS coding is not a guarantee of payment. Please verify the appropriate payer's coverage policy.

Get the latest order forms at tilite.com Prices, standard features, options and accessories are subject to change without notice. All rights reserved. Trademarks are identified by symbols™ and ®. TiLite, the TiLite logo, Ti, the Ti logo, The Titanium Experts, TiShaft and The Ultimate Ride are registered trademarks of TiSport, LLC. Adobe®, Acrobat®, Acrobat Professional® and Reader® are registered trademarks of Adobe Systems Inc. Bodypoint® is a registered trademark of Bodypoint Inc. Frog Legs® is a registered trademark of Frog Legs, Inc. Kenda® is a registered trademark of Kenda Rubber Industrial Co Ltd. Ride Designs® and Corbac® are registered trademark of Aspen Seating, LLC. ROHO®, Low Profile® and Quadro Select® are registered trademarks of ROHO Inc. Schwalbe® is a registered trademark of Ralf Bohle GmbH. Supracor®, Stimulite® and Corbee® are registered trademarks of Supracor, Inc. The Natural-Fit® is a registered trademark of Three Rivers Holdings, LLC. Varilite® is a registered trademark of Cascade Designs, Inc.

NOTES

If you are using Adobe Acrobat, this order form may be converted into a quote request or into an order by clicking one of the buttons below (this feature is available exclusively to TiLite dealers and distributors). A TiLite Quote or a TiLite Order Confirmation will be sent to you within 24 hours.

QUOTE THIS CHAIR

ORDER THIS CHAIR