



The average annual per capita paper use in the USA in 2001 was 700 pounds. The average annual per capita paper use in the rest of the world was 110 pounds. This is equal to approximately 28 print outs per day every day. Excessive use of paper wastes landfill space, water, chemicals and the energy resources required to recycle the paper. Join TiLite in its efforts to reduce paper use by filling out this order form online and sending it via email. To learn more [click here](#) or visit: tilite.com/thinkgreen.php.

The TiLite® Aero Z Order Form is a digital order form and may be filled out on your computer using Adobe® Acrobat® or Adobe® Reader®. For your convenience the order form may then be saved and emailed directly to TiLite's Customer Service Team. Adobe® Acrobat® is recommended in order to take full advantage of the functions on this order form.

To save the completed Order Form to your desktop using Adobe® Reader®: (1) Fill out the order form completely (you will not be able to make changes once the order form is saved using this program). (2) Go to File and select Print; (3) Select Adobe PDF from your list of printers; (4) Select Print again; (5) Select the destination where you would like the file saved; and (6) Select Save. The "Quote This Chair" or "Order This Chair" function on page 7 will not work with Adobe® Reader®.

[Click here](#) to download for free Adobe® Reader® or to purchase Adobe® Acrobat®

TiLite Aero² Order Form

Effective July 1, 2011 (New Items in Red)

ALUMINUM RIGID FRAME

Page 1 of 9

DEALER INFORMATION		RTS INFORMATION	
Dealer:		RTS:	Phone:
Account:	PO:	Email:	
Ordered By:		SHIP TO INFORMATION	
Address:		Name:	Ship Via:
City:	State: Zip:	Address:	
Phone:	Fax:	City:	State: Zip:
Email:		Phone:	Fax:
		TiLite Information	
Mark For:		Ship Date:	Order #:

Please Fax to the TiLite Customer Service Team at 866.586.2413 or 509.586.2413



TiLite Aero Z shown in Ruby Red and with other available options.

FRAME STYLE

- AZFS1 ☐ **TiLite Aero Z** (Full Adjustability) (250 Pound Weight Limit. Weight Limit is restricted to 150 pounds on chairs with Rear Seat Width **A** and Seat Depth **B** from 10"x10" to 12"x12".).....**\$2,095 K0005**
- AZPWR1 ☐ **Power Adaptable Frame** (No charge when 20" Rear Seat Width **A** and 20"Seat Depth **B** are selected. Requires Billet Aluminum Front Wheels and 0° Camber. Not available with Carbon Fiber or Titanium Camber Tubes or Titanium Quick Release Axles. Camber tube available in silver anodize only.).....**\$300**
- AZRFR1 ☐ **Reinforced Frame** (No charge when 20" Rear Seat Width **A** and 20"Seat Depth **B** are selected.).....**\$300**

FRAME FINISHES

High Gloss Paint

- AZFF8 ☐ Super Wet Black
AZFF11 ☐ Military Green

- AZFF9 ☐ Sunburst Yellow
AZFF12 ☐ Orange Crush

- AZFF10 ☐ TiLite Red
AZFF13 ☐ Hot Pink**STD**

Metallic Paint

- AZFF14 ☐ Ocean Blue Metallic

- AZFF15 ☐ Tangerine Metallic

- AZFF16 ☐ Salsa Red Metallic.....**STD**

Pearlescent Paint

- AZFF17 ☐ Midnight Blue Pearl

- AZFF18 ☐ White Pearl**STD**

Matte Paint

- AZFF19 ☐ Black Lava

- AZFF20 ☐ Deep Blue Ice

- AZFF21 ☐ Scarlet Ice.....**STD**

Candy Paint

- AZFF22 ☐ Ruby Red
AZFF25 ☐ Electric Plum

- AZFF23 ☐ Azure Blue

- AZFF24 ☐ Root Beer Candy**STD**



THE ULTIMATE RIDE.®

tilite.com
2701 West Court Street | Pasco, Washington 99301
509.586.6117 Tel | 800.545.2266 Toll-Free
509.586.2413 Fax | 866.586.2413 Toll-Free Fax

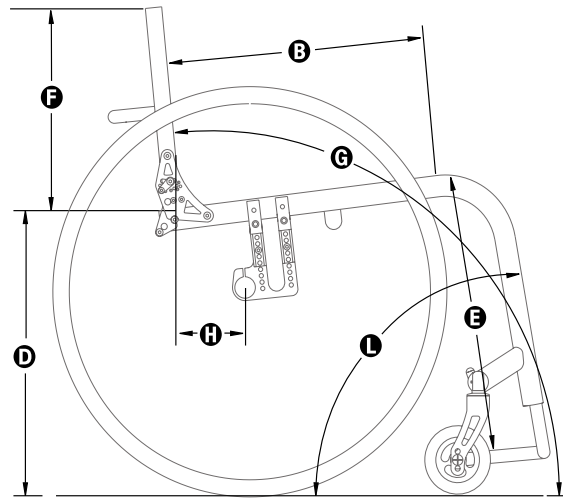
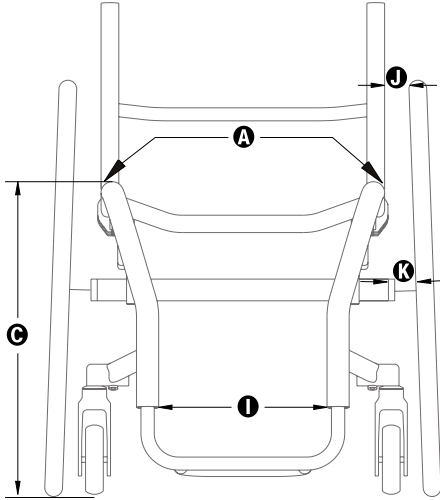
TiLite® OF_AEROZ_0711RevZ

COLOR ANODIZE PACKAGE

(Color Anodize Package includes: Aluminum Camber Tube, Camber Mount, Caster Fork and Caster Mount. If no anodize color is selected, the default will be black.)

AZANO1 ☐ Black **STD**
 AZANO3 ☐ Red Pepper AZANO4 ☐ Green Apple AZANO5 ☐ Sapphire **\$95**

FRAME MEASUREMENTS

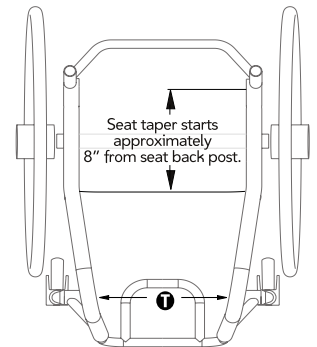


REAR SEAT WIDTH A Measure from outside of seat tube at back post to the outside of the opposite seat tube at back post.

AZRSW4 ☐ 10" ☐ 11" ☐ 12" (Weight Limit is restricted to 150 pounds on chairs with Rear Seat Width A and Seat Depth B from 10"x10" to 12"x12".) ☐ 13" ☐ 14" ☐ 15" ☐ 16" ☐ 17" ☐ 18" ☐ 19" **STD**
 AZRSW2 ☐ 20" **\$300 E2201**

FRONT SEAT WIDTH (SEAT TAPER) I Measure from inside of front frame tube to inside of opposite front frame tube.

AZFSW1 ☐ No Taper (2.5" Narrower than Rear Seat Width.) **STD**
 AZFSW3 ☐ 1.5" Taper (4" Narrower than Rear Seat Width. Includes Tension Adjustable by Straps Seat Upholstery.) **\$250**
 AZFSW5 ☐ 2.5" Taper (5" Narrower than Rear Seat Width. Includes Tension Adjustable by Straps Seat Upholstery.) **\$250**



SEAT DEPTH B Measure from front of back post to the front edge of seat sling. Front edge of seat sling will be at the beginning of the bend at front of chair frame, unless Frog Legs® or a 90° Front Angle is ordered, in which case front edge of seat sling begins approximately 1" behind the bend.

AZSD1 ☐ 10" ☐ 11" ☐ 12" (Weight Limit is restricted to 150 pounds on chairs with Rear Seat Width A and Seat Depth B from 10"x10" to 12"x12".) ☐ 13" ☐ 14" ☐ 15" ☐ 16" ☐ 17" ☐ 18" ☐ 19" **STD**
 AZSD2 ☐ 20" **\$300 E2203**
 AZSD3 ☐ Frame Depth Longer or Shorter Than Seat Depth (A Custom Frame Depth of 20" is \$450 if Seat Depth B of 20" is not also selected.) **\$150**
 Custom Frame Depth: _____"

FRONT SEAT HEIGHT C Measure from floor to top of seat tube at beginning of bend. Aero Z adjusts up and down in 1/2" increments.

AZFSH1 ☐ 16" ☐ 16.5" ☐ 17" ☐ 17.5" ☐ 18" ☐ 18.5" ☐ 19" ☐ 19.5" ☐ 20" ☐ 20.5" ☐ 21" **STD**

FRAME MEASUREMENTS

REAR SEAT HEIGHT ① Measure from floor to top of seat tube at back post. Aero Z adjusts up and down in 1/2" increments.

REAR SEAT HEIGHT RANGES

Rear Wheel Size	Rear Seat Height ①				
20"	12.5" - 18.5"	AZRS1	<input type="checkbox"/> 12.5"	<input type="checkbox"/> 13"	<input type="checkbox"/> 13.5"
22"	14.0" - 19"		<input type="checkbox"/> 14.5"	<input type="checkbox"/> 15"	<input type="checkbox"/> 15.5"
24"	14.0" - 20"		<input type="checkbox"/> 16.5"	<input type="checkbox"/> 17"	<input type="checkbox"/> 17.5"
25"	14.5" - 20"		<input type="checkbox"/> 18.5"	<input type="checkbox"/> 19"	<input type="checkbox"/> 19.5"
26"	15.5" - 20"				<input type="checkbox"/> 20"..... STD

FRONT ANGLE ① Measure from frame front to floor.

AZFA1 ☐ 70° ☐ 75° ☐ 80° ☐ 85° (Not available with 6" Front Wheels.) ☐ 90° (Not available with 5" or 6" Front Wheels.).....**STD**

SEAT TO FOOTREST ③/FOOTRESTS Measure from front edge of seat sling to top rear of footrest. **Measurement must be at least 2" shorter than Front Seat Height ②.**

STANDARD FOOTRESTS

- ☐ 13.5" ☐ 14" ☐ 14.5" ☐ 15" ☐ 15.5" ☐ 16" ☐ 16.5" ☐ 17" ☐ 17.5" ☐ 18" ☐ 18.5" ☐ 19"
- AZFTR3 ☐ Angle Adjustable Footrest**STD K0040**
 AZFTR1 ☐ Titanium Footrest w/Flat ABS Cover.....**\$150**
 AZFTR2 ☐ Titanium Open Loop Footrest**\$200**
 AZFTR12 ☐ Titanium Flip-Back Footrest (Not available w/ 10" or 11" Rear Seat Width ④ or ABS Cover w/ 2" Sides.).....**\$150**

HIGH MOUNT FOOTREST

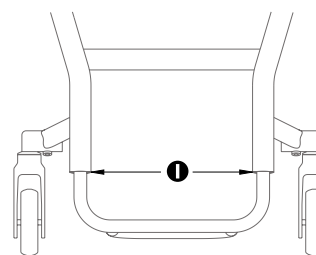
- ☐ 7"-9" ☐ 9"-11" ☐ 11"-13 Set at _____ (Use 1/2" increments)
- AZFTR4 ☐ Angle Adjustable High Mount Footrest.....**\$85 K0040**

- AZFTR14 ☐ **ABS Cover w/2" Sides** (Not available with Flip-Back Footrest or chairs with 10" or 11" Rear Seat Width ④.).....**\$95 K0041**

FOOTREST WIDTH ① or ⑤ Select either a Standard Front End if no Seat Taper ① is selected on page 2 or a V-Front End if a Seat Taper ① is selected on page 2.**STD**

STANDARD FRONT END ① AZFE1 Find your Rear Seat Width ④ in the chart below and select one of the options to the right. Measure from inside of front frame tube to inside of opposite front frame tube.

REAR SEAT WIDTH ④ (Outside Measurement)	FOOTREST WIDTH ①		
	No Taper (2.5" Narrower than Rear Seat Width)	1.5" Taper (4" Narrower than Rear Seat Width)	3.5" Taper (6" Narrower than Rear Seat Width)
10"	<input type="checkbox"/> 7.5"		
11"	<input type="checkbox"/> 8.5"		
12"	<input type="checkbox"/> 9.5"	<input type="checkbox"/> 8"	
13"	<input type="checkbox"/> 10.5"	<input type="checkbox"/> 9"	
14"	<input type="checkbox"/> 11.5"	<input type="checkbox"/> 10"	
15"	<input type="checkbox"/> 12.5"	<input type="checkbox"/> 11"	<input type="checkbox"/> 9"
16"	<input type="checkbox"/> 13.5"	<input type="checkbox"/> 12"	<input type="checkbox"/> 10"
17"	<input type="checkbox"/> 14.5"	<input type="checkbox"/> 13"	<input type="checkbox"/> 11"
18"	<input type="checkbox"/> 15.5"	<input type="checkbox"/> 14"	<input type="checkbox"/> 12"
19"	<input type="checkbox"/> 16.5"	<input type="checkbox"/> 15"	<input type="checkbox"/> 13"
20"	<input type="checkbox"/> 17.5"	<input type="checkbox"/> 16"	<input type="checkbox"/> 14"



OR

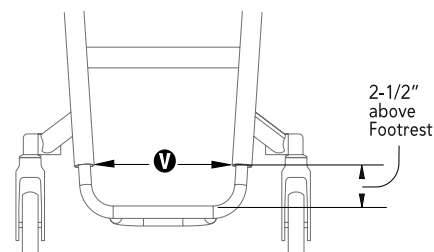
V-FRONT END ⑤ Measure from inside of front frame tube to inside of opposite front frame tube 2-1/2" above footrest. (Titanium Flip-Back Footrest has 1" of adjustment up and down.)

☐ **NO V-Front Taper**

OR

FOOTREST WIDTH ⑤

- ☐ 7" ☐ 7.5" ☐ 8" ☐ 8.5" ☐ 9" ☐ 9.5"
☐ 10" ☐ 10.5" ☐ 11" ☐ 11.5" ☐ 12" ☐ 12.5"
☐ 13" ☐ 13.5" ☐ 14" ☐ 14.5" ☐ 15" ☐ 15.5"
☐ 16" ☐ 16.5" ☐ 17" ☐ 17.5" ☐ 18"



FRAME MEASUREMENTS

SEAT BACK TYPE/PUSH HANDLES/SEAT BACK HEIGHT  Measure from top of back post to top of seat tube at rear of frame.

SEAT BACK TYPE

- AZSB1 ☐ Folding Aluminum Adjustable Height.....**STD**
 AZSB2 ☐ Folding Titanium Adjustable Height (Titanium back will match Frame Finish. Not available with Bolt-On Push Handles.).....**\$175**
 AZSB11 ☐ Backrest that Locks when Folded.....**\$75**

TISHAFT™ BACK RELEASE BARS

- AZSB3 ☐ Aluminum**STD**
 AZSB4 ☐ Titanium.....**\$35**



PUSH HANDLES



- AZSB6 ☐ Integrated Push Handles.....**NCO**
 AZSB7 ☐ Integrated Fold-Down Push Handles (Requires Tension Adjustable by Straps Back Upholstery.).....**\$100**
 AZSB8 ☐ Bolt-On Push Handles (Includes 4" Deep Backrest Rigidizer Bar. Not available with Ti Back.).....**\$175**
 AZSB9 ☐ Bolt-On Height-Adjustable Push Handles (Includes 4" Deep Backrest Rigidizer Bar. Not available with Ti Back. Limited range with a Depth Adjustable Back.).....**\$295**

SEAT BACK HEIGHT


Push Handles	Short	Medium	Tall	Set at: (Use 1/2" increments)
None	<input type="checkbox"/> 8.5" - 12.5"	<input type="checkbox"/> 12.5" - 16.5"	<input type="checkbox"/> 16.5" - 20.5"	Set at: _____
Integrated	<input type="checkbox"/> 10.5" - 12.5"	<input type="checkbox"/> 13.5" - 16.5"	<input type="checkbox"/> 17.5" - 20.5"	Set at: _____
Integrated Fold-Down	<input type="checkbox"/> 12.5" - 14.5"	<input type="checkbox"/> 14.5" - 19"	<input type="checkbox"/> 18.5" - 21"	Set at: _____

AVAILABLE ON ALL BACKS



- AZSB12 ☐ 4" Deep Backrest Rigidizer Bar.....**NCO**
 AZSB16 ☐ Depth Adjustable Back/Frame (Not Available with 19" or 20" Seat Depths. Seat Depths  of 10"-15" allow 3" of rearward adjustment. Seat Depths  of 16"-18" allow 2" of rearward adjustment. Not available with TiShaft™ Back Release Bar, Carbon Fiber Side Guards, Swing Away Tubular Arms or Desk Arms. Depth Adjustable Back/Frame. comes with a pull cord back release. Height Adjustable Push Handles have a limited range with a Depth Adjustable Back.).....**\$185**
 AZSB13 ☐ Custom Height Backrest Rigidizer Bar (The Standard Rigidizer Bar height is 5" above the Seat Sling for a short, 6-1/4" for a medium and 10-1/4" for a tall. Custom Height Rigidizer Bar must be at least 4-1/2" above Seat Sling or 5-3/4" above Seat Sling when used with 11" - 14" Swing Away Tubular Armrests. Maximum Height is 3" less than Lowest Seat Back Height.).....**\$150**
 Set at: _____ (Use 1/4" increments)

SEAT BACK ANGLE  Measure angle from front of back post to floor. 90° will be perpendicular to the floor. To approximate the angle from the back post to the seat, subtract 2 degrees from measurement  for every .5" of dump.

- AZSBA1 ☐ 80° ☐ 83° ☐ 86° ☐ 89° ☐ 92° ☐ 95° ☐ 98° ☐ 101°.....**STD**

CENTER OF GRAVITY  Measure from front of back post at the seat tube to the center of the rear axle. If no center of gravity is selected, chair will ship with the center of gravity in the rearward-most position.

- AZCOG1 ☐ 1" ☐ 1.25" ☐ 1.5" ☐ 1.75" ☐ 2" ☐ 2.25" ☐ 2.5" ☐ 2.75" ☐ 3" ☐ 3.25" ☐ 3.5" ☐ 3.75"
☐ 4" ☐ 4.25" ☐ 4.5" ☐ 4.75" ☐ 5" ☐ 5.25" ☐ 5.5" ☐ 5.75" ☐ 6".....**STD**

REAR WHEEL SPACING  Measure from outside of seat back post to inside of rear tire. 3/4" Rear Wheel Spacing not available with 0° or 2° Camber .

- AZRWS1 ☐ .75" ☐ 1" ☐ 1.25" ☐ 1.5" ☐ 1.75" ☐ 2".....**STD**

CAMBER /CAMBER TUBES

- AZCBR1 ☐ 0° ☐ 2° ☐ 4° ☐ 6° ☐ 8° ☐ 12°**STD**
 AZCBR2 ☐ 15° ☐ 18°.....**\$75**
 AZCBR3 ☐ Titanium Camber Tube (Not available with Power Adaptable Frame.).....**\$50**
 AZCBR6 ☐ Carbon Fiber Camber Tube (Not available with Power Adaptable Frame.).....**\$175**
 AZCBR4 ☐ Additional Titanium Camber Tube ☐ 0° ☐ 2° ☐ 4° ☐ 6° ☐ 8° ☐ 12° ☐ 15° ☐ 18°.....**\$100**
 AZCBR7 ☐ Additional Carbon Fiber Camber Tube ☐ 0° ☐ 2° ☐ 4° ☐ 6° ☐ 8° ☐ 12° ☐ 15° ☐ 18°.....**\$225**
 AZCBR5 ☐ Additional Aluminum Camber Tube ☐ 0° ☐ 2° ☐ 4° ☐ 6° ☐ 8° ☐ 12° ☐ 15° ☐ 18°**\$100**
☐ Additional Spacers to Increase Rear Wheel Spacing.....**NCO**

CHAIR OPTIONS

FRONT WHEELS

AZFW1 <input type="checkbox"/> 3"x.75"	Micro-Caster.....	STD
AZFW2 <input type="checkbox"/> 3"x.75"	Light-Up Micro-Caster.....	\$65
AZFW14 <input type="checkbox"/> 4"x.75"	Plastic Wheel w/Poly Tire.....	NCO
AZFW3 <input type="checkbox"/> 4"x.75"	Light-Up Micro-Caster.....	\$65
AZFW19 <input type="checkbox"/> 4"x.75"	Performance 5 Spoke Billet Aluminum Wheel w/Poly Tire <input type="checkbox"/> Silver Hub <input type="checkbox"/> Black Hub.....	\$125
AZFW20 <input type="checkbox"/> 4"x1"	Performance 5 Spoke 2-Piece Billet Aluminum Wheel w/Soft Roll Tire <input type="checkbox"/> Silver Hub <input type="checkbox"/> Black Hub.....	\$165
AZFW15 <input type="checkbox"/> 4"x1.5"	Plastic Wheel w/Poly Tire.....	\$80
AZFW6 <input type="checkbox"/> 5"x1"	Plastic Wheel w/Poly Tire (Not available with 90° Front Angle ①.).....	NCO
AZFW21 <input type="checkbox"/> 5"x1"	Performance 5 Spoke Billet Aluminum Wheel w/Poly Tire <input type="checkbox"/> Silver Hub <input type="checkbox"/> Black Hub (Not available with 90° Front Angle ①.).....	\$145
AZFW22 <input type="checkbox"/> 5"x1"	Performance 5 Spoke 2-Piece Billet Aluminum Wheel w/Soft Roll Tire <input type="checkbox"/> Silver Hub <input type="checkbox"/> Black Hub (Not available with 90° Front Angle ①.).....	\$185
AZFW18 <input type="checkbox"/> 5"x1.5"	Plastic Wheel w/Poly Tire (Not available with 90° Front Angle ①.).....	\$80
AZFW9 <input type="checkbox"/> 6"x1"	Plastic Wheel w/Poly Tire (Not available with 85° or 90° Front Angle ①.).....	NCO
AZFW11 <input type="checkbox"/> 6"x1"	Billet Aluminum Wheel w/Poly Tire <input type="checkbox"/> Silver Hub <input type="checkbox"/> Black Hub	\$165
AZFW10 <input type="checkbox"/> 6"x1.25"	Plastic Wheel w/Pneumatic Tire (Not available with 85° or 90° Front Angle ①.).....	\$65
AZFW12 <input type="checkbox"/> 6"x1.25"	Billet Aluminum Wheel w/Pneumatic Tire <input type="checkbox"/> Silver Hub <input type="checkbox"/> Black Hub (Not available with 85° or 90° Front Angle ①.).....	\$165
AZFW13 <input type="checkbox"/> 6"x1.25"	2-Piece Billet Aluminum Wheel w/Soft Roll Tire (Not available with 85° or 90° Front Angle ①.).....	\$195
AZFRG1 <input type="checkbox"/>	Frog Legs® Suspension Forks (Available in Black anodize only.).....	\$395 E1015
AZCPL1 <input type="checkbox"/>	Caster Pin Locks (Not available with Frog Legs®.).....	\$225 K0073
AZFW0 <input type="checkbox"/>	Omit Front Wheels (Must Choose Wheel Size Above.).....	\$20

REAR WHEELS See Rear Seat Height Ranges chart on Page 2 for Rear Seat Height ① limitations.

AZRW2 Spinergy WIRE Wheel w/Low Flange Hub (Not available with Titanium Quick Release Axles.).....	STD
<input type="checkbox"/> 20"(451)	
<input type="checkbox"/> 22"(501)	
<input type="checkbox"/> 24"(540)	
<input type="checkbox"/> 25"(559) (Requires 15" minimum Seat Depth ③.)	
<input type="checkbox"/> 26"(590) (Requires 15" minimum Seat Depth ③.)	
AZRW5 TiLite Wheel w/High Flange Hub (Not available Titanium Quick Release Axles.)	\$250
<input type="checkbox"/> 24"(540)	
<input type="checkbox"/> 25"(559) (Requires 15" minimum Seat Depth ③.)	
<input type="checkbox"/> 26"(590) (Requires 15" minimum Seat Depth ③.)	
AZRW7 Spinergy SPOX <input type="checkbox"/> Black <input type="checkbox"/> Red <input type="checkbox"/> Yellow <input type="checkbox"/> Blue <input type="checkbox"/> White.....	\$695
<input type="checkbox"/> 22"(501) - Std. Hub	
<input type="checkbox"/> 24"(540) - Std. Hub	
<input type="checkbox"/> 25"(559) - Std. Hub (Requires 15" minimum Seat Depth ③.)	
<input type="checkbox"/> 26"(590) - Sport Hub (Requires 15" minimum Seat Depth ③. Not available with Titanium Quick Release or Quad Release Axles.)	
AZRW8 Spinergy LX <input type="checkbox"/> Black <input type="checkbox"/> Red <input type="checkbox"/> Yellow <input type="checkbox"/> Blue <input type="checkbox"/> White <input type="checkbox"/> Go Green <input type="checkbox"/> Bright Orange <input type="checkbox"/> Flamingo Pink (Please allow an additional 2-3 weeks delivery on Go Green, Bright Orange and Flamingo Pink.)	\$895
<input type="checkbox"/> 22"(501) - Std. Hub	
<input type="checkbox"/> 24"(540) - Std. Hub	
<input type="checkbox"/> 25"(559) - Std. Hub (Requires 15" minimum Seat Depth ③.)	
<input type="checkbox"/> 26"(590) - Sport Hub (Requires 15" minimum Seat Depth ③. Not available with Titanium Quick Release or Quad Release Axles.)	
AZRW11 Skyway Mags <input type="checkbox"/> 20" <input type="checkbox"/> 22" <input type="checkbox"/> 24" (Not available with Short Tabs, Titanium Quick Release Axles, Quad Release Axles or Spoke Guards.).....	NCO
AZRW0 <input type="checkbox"/> Omit Rear Wheels (Must choose Wheel Size above and Tire Type on next page.).....	\$50

AXLES

AZAXL1 <input type="checkbox"/> Stainless Quick Release.....	STD
AZAXL2 <input type="checkbox"/> Titanium Quick Release (Not available with TiLite High Flange Hub, Spinergy WIRE, Skyway Mags, 26"(590) Spinergy SPOX or LX Rear Wheels or Power Adaptable Frame.).....	\$195
AZAXL3 <input type="checkbox"/> Quad Release (Not available with Skyway Mags or 26"(590) Spinergy Spox or LX Rear Wheels.).....	\$95

CHAIR OPTIONS

PNEUMATIC REAR TIRES

AZRTR1 <input type="checkbox"/> Treaded (Not available with 25"(559) Rear Wheels.).....	STD	
AZRTR2 <input type="checkbox"/> Airless Inserts	\$80	E2213
AZRTR3 <input type="checkbox"/> 25" Primo Treaded (Standard with 25"(559) Rear Wheels.).....	STD	
AZRTR4 <input type="checkbox"/> Primo	NCO	
AZRTR5 <input type="checkbox"/> 24", 25" and 26" Kenda® High Pressure (110psi) <input type="checkbox"/> Grey <input type="checkbox"/> Red <input type="checkbox"/> Blue.....	\$85	
AZRTR6 <input type="checkbox"/> 24" Grey Knobby (Requires TiLite Wheel with High Flange Hub.).....	\$95	
AZRTR7 <input type="checkbox"/> 26" Black Knobby (Requires TiLite Wheel with High Flange Hub or Spinergy SPOX™ or Spinergy LX Rear Wheels.).....	\$95	
AZRTR8 <input type="checkbox"/> 24", 25" and 26" Schwalbe® Marathon Plus Evolution.....	\$110	
AZRTR9 <input type="checkbox"/> 24" and 25" Schwalbe® SpeedRun.....	\$125	

SOLID REAR TIRES

AZRTR10 <input type="checkbox"/> 20" (451) Street Tread.....	\$65	
AZRTR11 <input type="checkbox"/> 22" (501) Pyramid.....	\$75	
AZRTR13 <input type="checkbox"/> 24"(540) and 25"(559) Herringbone Tread.....	\$90	
AZRTR15 <input type="checkbox"/> 24"(540) and 25"(559) Treaded.....	\$90	

HANDRIMS

Handrim Type

AZRIM1 <input type="checkbox"/> Aluminum – Silver Anodized.....	STD	
AZRIM2 <input type="checkbox"/> Titanium (Not available with Skyway Mags, 20" or 22" Rear Wheels, or 24" Knobby tires.)		
<input type="checkbox"/> Satin Finish.....	\$400	
<input type="checkbox"/> Polished Finish.....	\$550	
AZRIM3 <input type="checkbox"/> The Natural-Fit® (Original, Larger Profile) (Not available with Skyway Mags.)		
<input type="checkbox"/> Standard Grip (Not available with short tabs.).....	\$295	
<input type="checkbox"/> Super Grip (Not available with short tabs.).....	\$340	
<input type="checkbox"/> Without Thumb Grip.....	\$270	
AZRIM4 <input type="checkbox"/> The Natural-Fit® LT (Reduced Weight, Smaller Profile) (Not available with Skyway Mags.)		
<input type="checkbox"/> Standard Grip (Not available with short tabs.).....	\$325	
<input type="checkbox"/> Super Grip (Not available with short tabs.).....	\$370	
<input type="checkbox"/> Without Thumb Grip.....	\$300	
AZRIM9 <input type="checkbox"/> Spinergy FlexRim (Available only on 24" and 25" Spinergy LX Rear Wheels. Please allow an additional 2-3 weeks delivery.).....	\$495	
AZRIM5 <input type="checkbox"/> Plastic Coated – Black.....	\$95	
AZRIM6 <input type="checkbox"/> Projections - 8 Vertical Projections (Not available with 20", 22" or 26" Rear Wheels or Skyway Mags.).....	\$240	
AZRIM0 <input type="checkbox"/> Omit Handrims.....	\$15	

Tab Length

AZRIM7 <input type="checkbox"/> Long Tabs.....	STD	
AZRIM8 <input type="checkbox"/> Short Tabs (Not available with Skyway Mags or The Natural-Fit® Handrims with Thumb Grip.).....	\$15	

WHEEL LOCKS

AZWLK1 <input type="checkbox"/> Standard Push to Lock (Available with .75" to 1.5" Rear Wheel Spacing ① only. Not available with 13" or shorter Seat Depth ②.)	NCO	
AZWLK6 <input type="checkbox"/> Extension Handles for Standard Push to Lock.....	\$75	E0961
AZWLK2 <input type="checkbox"/> Composite Scissor Lock.....	\$110	
AZWLK5 <input type="checkbox"/> Black Aluminum Scissor Lock	\$135	
AZWLK3 <input type="checkbox"/> Uni-Lock Set At: <input type="checkbox"/> Push <input type="checkbox"/> Pull.....	\$135	
AZWLK4 <input type="checkbox"/> Extension Handles for Uni-Lock.....	\$50	E0961

UPHOLSTERY COLORS

AZUPC1 <input type="checkbox"/> Black.....	STD	
AZUPC2 <input type="checkbox"/> Ti Red <input type="checkbox"/> Royal Blue <input type="checkbox"/> Navy Blue <input type="checkbox"/> Hunter Green <input type="checkbox"/> Purple <input type="checkbox"/> Digital Camo.....	\$50	

CHAIR OPTIONS

BACK UPHOLSTERY

AZBUP2 <input type="checkbox"/> Velcro Adjustable (Not available with Fold-Down Push Handles.).....	STD
AZBUP3 <input type="checkbox"/> Tension Adjustable by Straps (Required with Fold-Down Push Handles.).....	\$150
AZBUP0 <input type="checkbox"/> Omit Back Upholstery.....	NCO
AZBUP4 <input type="checkbox"/> Ride Designs® Corbac™ Adjustable Contour Back Support (Black only. Not available with Fold-Down Push Handles. See Chart Below.).....	\$455 E2611

CORBAC® SEAT WIDTH/BACK HEIGHT AVAILABILITY CHART

Rear Seat Width A	Seat Back Height F
14"	13" - 15"
15"	13" - 16"
16"	14" - 16"
17"	14" - 16"
18"	14" - 16"

SEAT UPHOLSTERY

AZSUP1 <input type="checkbox"/> Tension Adjustable Bolt On (Not available with Tapered Seat F . Black upholstery only.).....	STD
AZSUP2 <input type="checkbox"/> Tension Adjustable by Straps (Standard with Front Seat Width (Seat Taper) F of 1.5" or 2.5". Not available with Depth Adjustable Back or chairs with 10" or 11" Rear Seat Width A . Black upholstery only.).....	\$150
AZSUP5 <input type="checkbox"/> Aluminum Solid Seat (Not available on chairs with 10" or 11" Rear Seat Width A .).....	\$225 E2231
AZSUP0 <input type="checkbox"/> Omit Seat Upholstery.....	NCO

SEAT CUSHIONS

AZCSH1 <input type="checkbox"/> Foam Cushion <input type="checkbox"/> 2" <input type="checkbox"/> 3" <input type="checkbox"/> 4"	\$95
AZCSH2 <input type="checkbox"/> StimuLITE® Sport (2" Black 13"x15" to 20"x 20") (Please allow an additional 2-3 weeks delivery. Black upholstery only.).....	\$495 E2603
AZCSH3 <input type="checkbox"/> Corbee® (2" Black 10"x 10" to 16"x 16") (Please allow an additional 2-3 weeks delivery. Black upholstery only.).....	\$495 E2603
AZCSH4 <input type="checkbox"/> ROHO® Low Profile® Quadtro® Select (Please allow an additional 2-3 weeks delivery. Black upholstery only.)	\$525 K0736
AZCSH5 <input type="checkbox"/> ROHO® Custom (Please allow an additional 2-3 weeks delivery. Black upholstery only.).....	\$625 K0734
AZCSH6 <input type="checkbox"/> VARILITE® Evolution™ (Black only. See chart below.).....	\$495 K0734
AZCSH7 <input type="checkbox"/> VARILITE® Zoid™ (Black only. See chart below.).....	\$495 K0734

VARILITE® SEAT CUSHION AVAILABILITY CHART

Seat Width A	Seat Depth G	
	VARILITE® Evolution™	VARILITE® Zoid™
12"	14"	8", 12", 14"
13"	NONE	NONE
14"	14", 16", 18", 20"	14", 16", 18"
15"	15", 17"	15", 17"
16"	14", 16", 18", 20"	16", 18", 20"
17"	17"	17"
18"	16", 18", 20"	16", 18", 20"
19"	NONE	NONE
20"	16", 18", 20"	16", 18", 20"

SIDE GUARDS

AZSDG1 <input type="checkbox"/> Cloth (Not available with Ride Designs® Corbac™ back support.).....	\$45
---	------

Aluminum

AZSDG2 <input type="checkbox"/> Rigid Removable <input type="checkbox"/> Small <input type="checkbox"/> Std.....	\$175
AZSDG3 <input type="checkbox"/> Quad Removable w/Hole <input type="checkbox"/> Small <input type="checkbox"/> Std	\$185
AZSDG4 <input type="checkbox"/> Fold Down Rigid <input type="checkbox"/> Small <input type="checkbox"/> Std.....	\$295

Carbon Fiber (Not available with Depth Adjustable Back/Frame.)

AZSDG7 <input type="checkbox"/> Rigid Removable <input type="checkbox"/> Small <input type="checkbox"/> Std.....	\$270
AZSDG8 <input type="checkbox"/> Quad Removable w/Hole <input type="checkbox"/> Small <input type="checkbox"/> Std.....	\$280
AZSDG9 <input type="checkbox"/> Fold Down Rigid <input type="checkbox"/> Small <input type="checkbox"/> Std.....	\$400
AZSDG12 <input type="checkbox"/> Fendered Removable.....	\$395

Available on Aluminum and Carbon Fiber Non-Fendered Side Guards

AZSDG13 <input type="checkbox"/> Side Guards Custom Cut to Profile of Rear Wheels (Not available with Cloth.).....	\$275
--	-------

CHAIR OPTIONS

ARMRESTS

AZARM1	<input type="checkbox"/> Swing Away Tubular (Not available with Depth Adjustable Back/Frame.) <input type="checkbox"/> 9" to 12 <input type="checkbox"/> 11" to 14"	\$195	E0973
	<input type="checkbox"/> Covered in Black Ultrasuede.....	\$75	
AZARM4	<input type="checkbox"/> Swing Away - Flip Back Tubular.....	\$275	E0973
	<input type="checkbox"/> Covered in Black Ultrasuede.....	\$75	
AZARM2	<input type="checkbox"/> Removable Height Adjustable Desk Arm with Rigid Side Guard (Not available with Depth Adjustable Back/Frame. Requires 14" minimum Seat Depth ⑤.)	\$350	E0973
	<input type="checkbox"/> 9" to 12" <input type="checkbox"/> 12" to 15"		
	<input type="checkbox"/> Standard Length Pad (10") <input type="checkbox"/> Full Length Pad (14")		
	<input type="checkbox"/> Covered in Black Ultrasuede.....	\$75	
AZARM3	<input type="checkbox"/> Removable Height Adjustable Desk Arm with Rigid Side Guard and Transfer Loop (Not available with Depth Adjustable Back/Frame. Requires 15" minimum Seat Depth ⑤.)	\$395	E0973
	<input type="checkbox"/> 9" to 12" <input type="checkbox"/> 12" to 15"		
	<input type="checkbox"/> Standard Length Pad (10") <input type="checkbox"/> Full Length Pad (14")		
	<input type="checkbox"/> Covered in Black Ultrasuede.....	\$75	

SEAT BELTS

AZBLT1	<input type="checkbox"/> Velcro Adjustable, Black Nylon Webbing.....	\$45	E0978
AZBLT2	<input type="checkbox"/> Bodypoint® Auto-Style Release Buckle.....	\$85	E0978

CALF STRAP

AZCLF1	<input type="checkbox"/> Buckle Adjustable, Black Nylon Webbing.....	\$25	K0038
AZCLF2	<input type="checkbox"/> Velcro Adjustable.....	\$35	K0038
	<input type="checkbox"/> Xtra Small (Recommended for 10" - 13" Seat Widths)		
	<input type="checkbox"/> Small (Recommended for 12" - 15" Seat Widths)		
	<input type="checkbox"/> Medium (Recommended for 14" - 18" Seat Widths)		
	<input type="checkbox"/> Large (Recommended for 17" - 19" Seat Widths)		
	<input type="checkbox"/> Xtra Large (Recommended for 18" - 20" Seat Widths)		
AZCLF3	<input type="checkbox"/> Bodypoint® Padded Velcro Adjustable	\$75	K0038
	<input type="checkbox"/> Small (Recommended for 10" - 11" Seat Widths)		
	<input type="checkbox"/> Medium (Recommended for 12" - 15" Seat Widths)		
	<input type="checkbox"/> Large (Recommended for 16" - 20" Seat Widths)		

BACK PACK

AZBCK1	<input type="checkbox"/> Small - Black Nylon.....	\$50	
AZBCK2	<input type="checkbox"/> Large - Black Nylon.....	\$65	

SEAT POUCH

AZPCH1	<input type="checkbox"/> Small - Black Nylon.....	\$40	
AZPCH2	<input type="checkbox"/> Large - Black Nylon.....	\$45	

SPOKE GUARDS

AZGRD1	<input type="checkbox"/> Clear with TiMotion Logo (Not available with Skyway Mags or 20" Rear Wheels.)	\$110	K0065
--------	--	-------	-------

ANTI-TIPS

AZTIP1	<input type="checkbox"/> Rear Aluminum - Black.....	\$135	E0971
AZTIP2	<input type="checkbox"/> User Friendly Rear Flip-up.....	\$245	E0971

ACCESSORIES

AZLUG1	<input type="checkbox"/> Luggage Carriers.....	\$125	
AZMPCT1	<input type="checkbox"/> Neoprene Impact Guards (Impact Guards will match upholstery color.).....	\$75	
AZCAT1	<input type="checkbox"/> Catch-All.....	\$45	
AZCH1	<input type="checkbox"/> Crutch Holder.....	\$65	E2207
AZTS1	TiLite T-Shirt <input type="checkbox"/> Small <input type="checkbox"/> Medium <input type="checkbox"/> Large <input type="checkbox"/> X-Large <input type="checkbox"/> XX-Large.....	\$20	
AZTIP5	<input type="checkbox"/> Front Roller (Requires that Seat to Footrest Measurement ⑥ be at least 3" shorter than Front Seat Height ④.).....	\$95	
AZHS1	<input type="checkbox"/> TiLite 9 Piece SAE Round Handle Folding Hex Key Set.....	\$20	
AZAFP1	4" Logo Patch <input type="checkbox"/> Army <input type="checkbox"/> Navy <input type="checkbox"/> Air Force <input type="checkbox"/> Marines	\$50	
AZAFP2	Name Tape Patch <input type="checkbox"/> Army <input type="checkbox"/> Navy <input type="checkbox"/> Air Force <input type="checkbox"/> Marines	\$50	
AZAFP3	<input type="checkbox"/> Combat Wounded Purple Heart Patch.....	\$50	

DESIGNS UNLIMITED



TiLite's Aero Z offers hundreds of different frame combinations! But sometimes even that's not enough. If you would like to customize your TiLite, check out the Designs Unlimited Studio at www.tilite.com. There you will find drawings and pricing for hundreds of creative solutions to customers' customization requests. We call these "D.U.'s." If you don't find the D.U. you're looking for, contact the TiLite Customer Service Team at 800.545.2266 or customerservice@tilite.com and we'll design a D.U. just for you. Designs Unlimited customization may add an additional 2 to 3 weeks to the ship time of your chair.

TILITE ORDERING PROCESS

Upon submitting this Order Form, you will receive either a TiLite QUOTE or a TiLite ORDER CONFIRMATION. Please CAREFULLY EXAMINE the QUOTE or ORDER CONFIRMATION for NOTES written by TiLite's Customer Service Team. These notes must be addressed by you before TiLite can process your order. The FOOTNOTES contained in this Order Form are CRITICAL. Please REVIEW all FOOTNOTES while completing the Order Form. If you have requested a DRAWING of this chair, a copy of the drawing SIGNED by YOU must be received by TiLite before TiLite can process the order.

GENERAL

TiLite manufactures a wide variety of wheelchairs to meet the varied needs of wheelchair users. The final selection of a particular model, its options and accessories, and its measurements rests solely with the wheelchair user and advising healthcare professional. TiLite wheelchairs must be fitted by a qualified healthcare professional. HCPCS Codes are for reference purposes only. Actual coding and coverage varies by payer. Proper HCPCS coding is not a guarantee of payment. Please verify the appropriate payer's coverage policy.

Get the latest order forms at tilite.com Prices, standard features, options and accessories are subject to change without notice. All rights reserved. Trademarks are identified by symbols™ and ®. TiLite, the TiLite logo, Ti, the Ti logo, The Titanium Experts and The Ultimate Ride are registered trademarks of TiSport, LLC. Adobe®, Acrobat®, Acrobat Professional® and Reader® are registered trademarks of Adobe Systems Inc. Alcantara® is a registered trademark of Alcantara S.p.A. Bodypoint® is a registered trademark of Bodypoint Inc. Frog Legs® is a registered trademark of Frog Legs, Inc. Kenda® is a registered trademark of Kenda Rubber Industrial Co Ltd. Ride Designs® and Corbac® are registered trademark of Aspen Seating, LLC. ROHO®, Low Profile® and Quadtro Select® are registered trademarks of ROHO Inc. Schwalbe® is a registered trademark of Ralf Bohle GmbH. Supracor®, Stimulite® and Corbee® are registered trademarks of Supracor, Inc. The Natural-Fit® is a registered trademark of Three Rivers Holdings, LLC. Ultrasuede® is a registered trademark of Toray Ultrasuede (America), Inc. Varilite® is a registered trademark of Cascade Designs, Inc.

NOTES

If you are using Adobe Acrobat, this order form may be converted into a quote request or into an order by clicking one of the buttons below (this feature is available exclusively to TiLite dealers and distributors). A TiLite Quote or a TiLite Order Confirmation will be sent to you within 24 hours.

QUOTE THIS CHAIR

ORDER THIS CHAIR