



Quickie QRi December 2015

EIR5

Mark For:

Submitting for:

Quote Order

Date: _____
 Dealer Acct #: _____
 Dealer: _____
 Dealer Contact: _____
 Dealer Address: _____
 Dealer City: _____ ST: _____ ZIP: _____
 Dealer Phone: () Fax: ()
 Confirmation Email: _____
 Confirm Via: Fax Email

PO#: _____
ADDITIONAL SHIPPING INFORMATION
 Ship To: _____
 Attention: _____
 Address: _____
 Address: _____
 Ship To City: _____ ST: _____ ZIP: _____
 Ship To Phone: () Fax: ()

The **HCPCS CODES** provided are based on code verification through PDAC or our interpretation of the code definitions.
 The use of **HCPCS CODES** does not ensure coverage or payment. For coverage information, verify the appropriate payer's coverage policy.

✓	Option #	HCPCS	Definition	Price	✓	Option #	HCPCS	Definition	Price
---	----------	-------	------------	-------	---	----------	-------	------------	-------

1. FRAME STYLE & SETUP

Base Model

<input type="checkbox"/>	202WM81	K0005	QRi (265 lbs) Classic Frame Style E1236 Applies with certain sizes	\$1,895.00
--------------------------	---------	-------	--	------------

Transit

<input type="checkbox"/>	202TO1		Transit	\$315.00
--------------------------	--------	--	---------	----------

Frame Angle (see Figure 1)

<input type="checkbox"/>	202FA1		75°	NC
<input type="checkbox"/>	202FA8		80°	NC
<input type="checkbox"/>	202FA2		85°	NC

Frame Inset Per Side (See Figure 2)

<input type="checkbox"/>	202FF1		0"	NC
<input type="checkbox"/>	202FF2		1" (NA w/ 12" wide)	NC

Frame Inset	Footrest Width
0	Subtract 0 from Frame Width
1"	Subtract 2" from Frame Width

Seat Width

Measure from outside of seat tube to outside of opposite seat tube.

<input type="checkbox"/>	202S3		12"	NC
<input type="checkbox"/>	202S4		13"	NC
<input type="checkbox"/>	202S5		14"	NC
<input type="checkbox"/>	202S6		15"	NC
<input type="checkbox"/>	202S7		16"	NC
<input type="checkbox"/>	202S8		17"	NC
<input type="checkbox"/>	202S9		18"	NC
<input type="checkbox"/>	202S10		19"	NC
<input type="checkbox"/>	202S48	E2201	20"	\$500.00

Figure 1

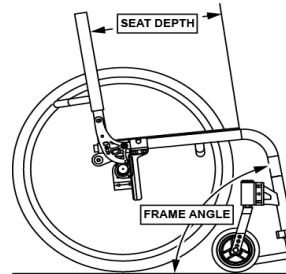
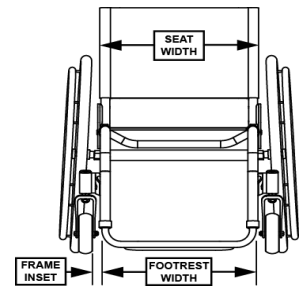


Figure 2



Seat Depth

Measures from front of back post to front edge of seat sling. Seat sling will be 1" shorter than depth ordered, but actual seat depth will remain the same as ordered.

<input type="checkbox"/>	202SD5		12"	NC
<input type="checkbox"/>	202SD6		13"	NC
<input type="checkbox"/>	202SD7		14"	NC
<input type="checkbox"/>	202SD8		15"	NC
<input type="checkbox"/>	202SD9		16"	NC
<input type="checkbox"/>	202SD10		17"	NC
<input type="checkbox"/>	202SD11		18"	NC
<input type="checkbox"/>	202SD12		19"	NC
<input type="checkbox"/>	202SD13	E2203	20"	\$550.00

2. FRONT SEAT HEIGHT SET UP

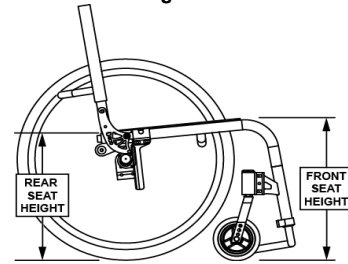
Front Seat Height

See Figure 3

<input type="checkbox"/>	202SH12	15.0"	NC	<input type="checkbox"/>	145SH20	18.5"	NC
<input type="checkbox"/>	202SH13	15.5"	NC	<input type="checkbox"/>	145SH21	19.0"	NC
<input type="checkbox"/>	202SH14	16.0"	NC	<input type="checkbox"/>	145SH23	19.5"	NC
<input type="checkbox"/>	202SH15	16.5"	NC	<input type="checkbox"/>	145SH24	20.0"	NC
<input type="checkbox"/>	202SH16	17.0"	NC				
<input type="checkbox"/>	202SH17	17.5"	NC				
<input type="checkbox"/>	202SH18	18.0"	NC				

Frame Depth	Max Seat Squeeze
12"/13"	2.5"
14"/15"	3.0"
16"/17"	3.5"
18"/19"	4.0"
20"	4.5"

Figure 3



Caster Wheels

<input type="checkbox"/>	202CW3	4" Low Profile Polyurethane	NC
<input type="checkbox"/>	202CW44	4" x 1.25" Semi Pneumatic	\$55.00
<input type="checkbox"/>	202CW64	4" x 1.5" Aluminum Soft Roll	\$175.00
<input type="checkbox"/>	202CW5	5" Low Profile Polyurethane	NC
<input type="checkbox"/>	202CW65	5"x 1" Aluminum Polyurethane	\$110.00
<input type="checkbox"/>	202CW7	5"x 1.5" Semi Pneumatic	\$85.00
<input type="checkbox"/>	202CW66	5"x 1.5" Aluminum Soft Roll	\$185.00
<input type="checkbox"/>	202CW34	6" Polyurethane	NC
<input type="checkbox"/>	202CW35	6"x 1.5" Semi Pneumatic	\$85.00
<input type="checkbox"/>	202CW68	6"x 1.5" Aluminum Soft Roll	\$195.00

Caster Fork

Frog Legs NA w/ 6" casters

<input type="checkbox"/>	202CF26	Standard	NC
<input type="checkbox"/>	202CF53	E1015 Frog Legs 0 weight to 100 lbs	\$425.00
<input type="checkbox"/>	202CF54	E1015 Frog Legs 101 lbs weight to 190 lbs	\$425.00
<input type="checkbox"/>	202CF55	E1015 Frog Legs 191 lbs weight to 265 lbs	\$425.00

3. FOOTPLATE OPTIONS

Footrest

Leg strap not included, see Footplate Option section

<input type="checkbox"/>	202F308	Aluminum Tubular	NC
<input type="checkbox"/>	202F309	Aluminum Tubular w/ Snap on Cover	NC
<input type="checkbox"/>	202F310	K0040 Aluminum Platform (Ang. Adj.)	\$95.00

Adaptive Platform Spacer

NA with Tubular Footrest

<input type="checkbox"/>	202AD1	Adaptive Platform 2" Spacer	\$95.00
<input type="checkbox"/>	202AD2	Adaptive Platform 4" Spacer	\$95.00
<input type="checkbox"/>	202AD3	Adaptive Platform 6" Spacer	\$95.00

Footrest Options

<input type="checkbox"/>	202DI19	K0038 Leg Strap	\$30.00
<input type="checkbox"/>	202A54	K0038 Extra Leg Strap	\$30.00
<input type="checkbox"/>	202DI06	Positioning Plates for Platform Footrest	\$50.00
<input type="checkbox"/>	202A500	Gel Cover Hanger/Frame	\$105.00

Tubular and Platform Footrest Caster/Fork Availability

Lower Leg Length Range

Frame Angle	Footrest Type	Range	FSH Range 15"-17"		FSH Range 17.5"-20"	
			Inset	0"	1"	0"
75°	Platform	Min	12.3	12.3	14.3	14.3
		Max	16.0	16.0	18.0	18.0
	Tubular	Min	12.3	12.3	14.3	14.3
		Max	15.5	15.5	17.5	17.5
	Long Platform and Tubular	Min	12.3	13.9	14.3	14.3
		Max	17.5	17.5	19.5	19.5
80°	Platform	Min	12.2	12.1	14.2	14
		Max	16.1	16.1	18.1	18.1
	Tubular	Min	12.2	12.2	14.2	14.2
		Max	15.6	15.6	17.6	17.6
	Long Platform and Tubular	Min	12.2	14.2	14.2	14.2
		Max	17.8	17.8	19.8	19.8
85°	Platform	Min	12.2	12.5	14.2	14
		Max	16.1	16.1	18.1	18.1
	Tubular	Min	12.2	12.5	14.2	14.2
		Max	15.5	15.5	17.5	17.5
	Long Platform and Tubular	Min	12.2	14.5	14.2	14.5
		Max	17.7	17.7	19.7	19.7

Quote or order acknowledgement will display standard or long footrest used with configuration of chair. Subtract appropriate length if using platform spacers.

	Caster	Fork	Inset	
			0"	1"
75° Frame Angle	3	Standard Fork		
		Frog Legs		
	4	Standard Fork		
		Frog Legs		
	5	Standard Fork		
		Frog Legs		
6	Standard Fork			
	Frog Legs	NA	NA	
80° Frame Angle	3	Standard Fork		
		Frog Legs		
	4	Standard Fork		
		Frog Legs		
	5	Standard Fork		
		Frog Legs	NA	
6	Standard Fork	NA w/1.5		
	Frog Legs	NA	NA	
85° Frame Angle	3	Standard Fork		
		Frog Legs	NA	
	4	Standard Fork		
		Frog Legs	NA	NA w/1.5
	5	Standard Fork	NA w/1.5	
		Frog Legs	NA	NA
6	Standard Fork	NA	NA	
	Frog Legs	NA	NA	

NA w/ 1.5 = NA with the 1.5" wide caster. Blank = available. No Go's may still apply that are not listed based on actual configuration of the chair.

4. REAR SEAT HEIGHT SET UP

Rear Seat Height

14" and 14.5" only available w/ 22" rear wheels

<input type="checkbox"/>	202RH13	14.0"	NC
<input type="checkbox"/>	202RH14	14.5"	NC
<input type="checkbox"/>	202RH15	15.0"	NC
<input type="checkbox"/>	202RH16	15.5"	NC
<input type="checkbox"/>	202RH17	16.0"	NC
<input type="checkbox"/>	202RH18	16.5"	NC
<input type="checkbox"/>	202RH19	17.0"	NC
<input type="checkbox"/>	202RH26	17.5"	NC
<input type="checkbox"/>	202RH20	18.0"	NC
<input type="checkbox"/>	202RH27	18.5"	NC
<input type="checkbox"/>	202RH21	19.0"	NC
<input type="checkbox"/>	202RH37	19.5"	NC
<input type="checkbox"/>	202RH22	20.0"	NC

Rear Wheel Size

Ultra Lightweight Wheels only available with aluminum anodized handrim

Contact Built 4 Me for Spinergy color options

<input type="checkbox"/>	202RW8	22" Mag Wheel	NC
<input type="checkbox"/>	202RW1	24" Mag Wheel	NC
<input type="checkbox"/>	202RW91	22" Lite Spoke Wheel	\$200.00
<input type="checkbox"/>	202RW92	24" Lite Spoke Wheel	NC
<input type="checkbox"/>	202RW93	25" Lite Spoke Wheel	NC
<input type="checkbox"/>	202RW94	26" Lite Spoke Wheel	\$80.00
<input type="checkbox"/>	202RW06	22" Ultra Lightweight Spoke Wheel 2.0	\$250.00
<input type="checkbox"/>	202RW10	24" Ultra Lightweight Spoke Wheel 2.0	\$250.00
<input type="checkbox"/>	202RW16	25" Ultra Lightweight Spoke Wheel 2.0	\$250.00
<input type="checkbox"/>	202RW28	22" Spinergy SPOX Black	\$795.00
<input type="checkbox"/>	202RW95	24" Spinergy SPOX Black	\$795.00
<input type="checkbox"/>	202RW96	25" Spinergy SPOX Black	\$795.00
<input type="checkbox"/>	202RW97	26" Spinergy SPOX Black	\$795.00
<input type="checkbox"/>	202RW32	22" Spinergy LX Black	\$995.00
<input type="checkbox"/>	202RW98	24" Spinergy LX Black	\$995.00
<input type="checkbox"/>	202RW99	25" Spinergy LX Black	\$995.00
<input type="checkbox"/>	202RW40	26" Spinergy LX Black	\$995.00

Rear Wheel Tire

See Availability Matrix

<input type="checkbox"/>	202RT1	E2211 E2212	Pneumatic	NC
<input type="checkbox"/>	202RT2	E2211 E2213	Pneumatic w/ Airless Insert	\$80.00
<input type="checkbox"/>	202RT3	E2218	Full Poly	NC
<input type="checkbox"/>	202RT6	E2211 E2212	High-Pressure Clincher	\$95.00
<input type="checkbox"/>	202RT27	E2211 E2212	Knobby V- Trak	\$95.00
<input type="checkbox"/>	202RT21	E2211 E2212	Schwalbe Marathon Plus Evolution	\$125.00
<input type="checkbox"/>	202RT38	E2218	SHOX Performance Poly	\$95.00

Short Axle Plate/Wheel Size Matrix

Rear Seat to Floor Height	22"	24"	25"	26"
	14.0			
	14.5	15.0	15.0	16.0
	16.0	15.5	15.5	17.5
	16.5	17.0	17.0	18.0
	17.0	17.5	17.5	18.5
17.5	18.0	18.0	19.0	

Rear Tire & Wheel Matrix

Tire	Wheel	Mag	Lite Spoke	Ultra Lightweight	Spinergy
Pneumatic		22,24	22,24,26		22,24,26
Pneumatic w/ Airless Insert		22,24	22,24		22,24,26
Full Poly		22,24	22,24		
High-Pressure Clincher			22,24,25,26	22,24,25	22,24,25,26
Knobby V Trak by Kenda					24
Schwalbe Marathon			24,25,26		24,25,26
SHOX Performance Poly		24	24,25		24,25
22" = 489 24" = 540 25" = 559 26" = 590					

Handrim

Plastic not available on all wheels in all sizes. Natural Fits are NA w/ 26"

<input type="checkbox"/>	202HR1	Aluminum Anodized	NC
<input type="checkbox"/>	202HR4	Plastic	\$95.00
<input type="checkbox"/>	202HR22	Natural Fit - Standard Grip	\$375.00
<input type="checkbox"/>	202HR23	Natural Fit - Super Grip	\$410.00
<input type="checkbox"/>	202HR30	Natural Fit LT - Standard Grip	\$375.00
<input type="checkbox"/>	202HR31	Natural Fit LT - Super Grip	\$410.00

Center of Gravity Preset

Measure from front of back post to center of rear axle

<input type="checkbox"/>	202CC2	1.0"	NC
<input type="checkbox"/>	202CC3	1.5"	NC
<input type="checkbox"/>	202CC4	2.0"	NC
<input type="checkbox"/>	202CC5	2.5"	NC
<input type="checkbox"/>	202CC6	3.0"	NC

Camber

<input type="checkbox"/>	202CI1	0°	NC
<input type="checkbox"/>	202CI2	3°	NC

Axle

<input type="checkbox"/>	202AX1	Quick Release Steel	NC
<input type="checkbox"/>	202AX13	Quad Quick Release <i>Only available with Mag wheels</i>	\$125.00

Axle Plates

See Short Axle Plate Matrix for RSH Availability

<input type="checkbox"/>	202AL40	Standard Short (COG 1" to 3")	NC
<input type="checkbox"/>	202AL43	Standard Long (COG 1" to 3")	NC

Wheel Lock

Not all wheel locks available in all seat depths, wheel sizes and COG settings

<input type="checkbox"/>	202WL1	High Mount Push	NC
<input type="checkbox"/>	202WL2	High Mount Pull	NC
<input type="checkbox"/>	202WL45	Ergo Scissor	NC
<input type="checkbox"/>	202WL30	Compact	\$125.00
<input type="checkbox"/>	202WL10	Omit Wheel Lock	NC
<input type="checkbox"/>	202WL12	Do Not Mount	NC

Extension Handle

Only available w/ High Mount Push or Pull Wheel Locks

<input type="checkbox"/>	202EH7	E0961	Extension handles (Pair)	\$65.00
--------------------------	--------	-------	--------------------------	---------

5. ARMREST

Armrest - Padded Swing Away

Preset to 10". Some limitations may exist with integral and folding push handles Range 9"-13".

<input type="checkbox"/>	202AA18	E0973	Padded Swing-Away - Standard	\$210.00
--------------------------	---------	-------	------------------------------	----------

Armrest - Height Adjustable

<input type="checkbox"/>	202AA11	E0973	Single Post Ht. Adjust. Std (8.5"-13.5")	\$285.00
<input type="checkbox"/>	202AA29	E0973	Single Post Ht. Adjust. Low (7"-11")	\$285.00

Armpad - For Height Adjustable

<input type="checkbox"/>	202AM23	Desk Length - Classic (10")	NC
<input type="checkbox"/>	202AM24	Full Length - Classic (14")	NC

Omit Armrest

<input type="checkbox"/>	202AA14	Omit Armrest	NC
--------------------------	---------	--------------	----

Armrest Accessories

<input type="checkbox"/>	2028A05	Gel Cover Swing Away Arm	\$105.00
--------------------------	---------	--------------------------	----------

6. BACKREST

Back Type

<input type="checkbox"/>	202BT82	Folding Lock Down Angle Adj	NC
<input type="checkbox"/>	202BT3	Non-Folding Backrest	NC

Push Handles

<input type="checkbox"/>	202PH6	Integral Push Handles	NC
<input type="checkbox"/>	202PH5	Fold-Down Push Handles NA w/ 10-14" Back Height or Standard Upholstery.	\$100.00
<input type="checkbox"/>	202PH2	Omit Push Handles	NC

Height Adjustable Backrest

<input type="checkbox"/>	202B110	10" - 14" Back Height	NC
<input type="checkbox"/>	202B127	12" - 16" Back Height	NC
<input type="checkbox"/>	202B111	14" - 18" Back Height	NC
<input type="checkbox"/>	202B137	16" - 20" Back Height	NC

Back Upholstery

<input type="checkbox"/>	202BU1	Standard Upholstery	NC
<input type="checkbox"/>	202BU70	E2611 Backrest Tension Adj Ballistic Nylon <i>*reference 186BU70 for billing</i>	\$315.00
<input type="checkbox"/>	202BU71	E2611 Backrest Tension Adj 3DX Vented <i>*reference 186BU71 for billing</i>	\$330.00
<input type="checkbox"/>	202BU14	Omit Upholstery (Use w/ JAY Backs)	-\$15.00

JAY J3 Back

<input type="checkbox"/>	202JB01	JAY J3 Back	See OF
--------------------------	---------	-------------	--------

Military Service Patches

Only available on tension adjustable upholstery and Jay 3 Back

<input type="checkbox"/>	202VU1	US Marines Patch	\$90.00
<input type="checkbox"/>	202VU2	US Army Patch	\$90.00
<input type="checkbox"/>	202VU3	US Navy Patch	\$90.00
<input type="checkbox"/>	202VU4	US Air Force Patch	\$90.00
<input type="checkbox"/>	202VU12	US Coast Guard	\$90.00
<input type="checkbox"/>	202VU5	Purple Heart	\$90.00
<input type="checkbox"/>	202VU8	Purple Heart with Marines Patch	\$145.00
<input type="checkbox"/>	202VU9	Purple Heart with Army Patch	\$145.00
<input type="checkbox"/>	202VU10	Purple Heart with Navy Patch	\$145.00
<input type="checkbox"/>	202VU11	Purple Heart with Air Force Patch	\$145.00
<input type="checkbox"/>	202VU13	Purple Heart with Coast Guard	\$145.00

7. SEATING

Seat Sling

<input type="checkbox"/>	202SL1	Standard Seat Sling	NC
<input type="checkbox"/>	202SL6	Omit Seat Sling	-\$15.00

JAY Cushions (Optional)

To order any JAY cushions on-chair, please see the JAY price list.

Cushion name or part number must be filled out with desired width and depth

<input type="checkbox"/>	202JC20	JAY Bundled Cushion	Price List
		Cushion Name or Part #	
		Width: _____ Depth: _____	

8. Key Options & Accessories

Anti Tips			
<input type="checkbox"/>	202AT1	E0971	Anti Tips (Pair) \$140.00
<input type="checkbox"/>	202AT3		Omit Rear Anti Tip NC

Side Guards			
<input type="checkbox"/>	202SG33	K0108	Plastic - Standard (8.5" High) \$125.00
<input type="checkbox"/>	202SG29	K0108	Plastic - Low (6.5" High) \$125.00
<input type="checkbox"/>	202SG35	K0108	Aluminum <i>NA w/ height adj arms, push/pull wheel locks only available in black</i> \$235.00
<input type="checkbox"/>	202SG36	K0108	Aluminum w/ Fender <i>NA w/ height adj arms, push/pull wheel locks only available in black</i> \$245.00

Pack Accessories			
<input type="checkbox"/>	202A1		Quickie Backpack Black \$55.00
<input type="checkbox"/>	202A2		Quickie Kids Backpack Black \$50.00
<input type="checkbox"/>	202A8		Seat Pouch Black \$45.00

Positioning Belt			
<input type="checkbox"/>	202A142	E0978	1.5" Auto Buckle Universal w/clamps \$70.00
<input type="checkbox"/>	202A120		Positioning Belt Slide Clamps \$50.00

Spoke Guards			
<input type="checkbox"/>	202A302	K0065	Quickie Clear Spoke Guard \$115.00
<input type="checkbox"/>	202A23	K0065	Quickie Black Spoke Guard \$115.00

Miscellaneous			
<input type="checkbox"/>	202DI07		Neoprene Impact Guards \$85.00
<input type="checkbox"/>	202A2100	E2207	Crutch Holder <i>Only available with Integral or Fold Down push handles</i> \$195.00
<input type="checkbox"/>	202A85		Bolt-On Push Handles \$115.00
<input type="checkbox"/>	202A83		Tool Kit \$45.00

10. COLOR

Standard Frame Colors			
<input type="checkbox"/>	202C140		Aztec Gold NC
<input type="checkbox"/>	202C2		Black <i>(Not avail as base w/Zebra)</i> NC
<input type="checkbox"/>	202C141		Black Cherry NC
<input type="checkbox"/>	202C10		Black Opal NC
<input type="checkbox"/>	202C38		Blue Opal NC
<input type="checkbox"/>	202C36		Candy Blue NC
<input type="checkbox"/>	202C14		Candy Purple NC
<input type="checkbox"/>	202C35		Candy Red NC
<input type="checkbox"/>	202C142		Electric Blue NC
<input type="checkbox"/>	202C143		Evergreen NC
<input type="checkbox"/>	202C126		Glow NC
<input type="checkbox"/>	202C144		Green Apple NC
<input type="checkbox"/>	202C147		Hot Sparkle Pink NC
<input type="checkbox"/>	202C148		Mauve Pink NC
<input type="checkbox"/>	202C103		Rootbeer NC
<input type="checkbox"/>	202C114		Sparkle Silver NC
<input type="checkbox"/>	202C145		Sunrise Orange NC
<input type="checkbox"/>	202C113		Titanium Color Paint NC
<input type="checkbox"/>	202C8		Yellow NC

Matte Frame Colors			
<input type="checkbox"/>	202C116		Matte Black NC
<input type="checkbox"/>	202C151		Matte Black Cherry NC
<input type="checkbox"/>	202C150		Matte Electric Blue NC
<input type="checkbox"/>	202C149		Matte Evergreen NC
<input type="checkbox"/>	202C152		Matte Purple NC

Custom Frame Color			
<input type="checkbox"/>	202C112		Desert Camouflage \$295.00
<input type="checkbox"/>	202C43		Mossy Oak Camouflage \$295.00
<input type="checkbox"/>	202C42		Stars & Stripes \$295.00
<input type="checkbox"/>	202C108		Zebra <i>(Choose above base color) Std with White unless above base paint is chosen NA w/ Blk, Matte Black, Blk Opal, Titanium)</i> \$295.00

Additional Options Through Built for Me

To inquire about any unique customization for Quickie products, contact: Phone: (800) 333 - 4000, Fax: (800) 333 9011

