


Power Chair Seating and Accessories



Golden Compass Power
Chair with ProFlex seat,
Deluxe armrests and swing
away leg rests.

Golden Technologies power chairs come with a variety of seating options, armrest designs, leg rest styles and other accessories to give end users the most comfortable and functional power chair solution.

Roll

Seating Options



Standard Captain's Seat with Headrest

- Available on the Compass, Alanté, Alanté 202 and Alanté HD.
- Size ranges from 16" to 24" wide and 16" to 20" deep.
- Available in Charcoal, Sand or Black vinyl.



Deluxe High-back Seat with Headrest

- Available on the Compass, Alanté, Alanté 202 and Alanté HD.
- Size ranges from 16" to 24" wide and 16" to 20" deep.
- Available in Charcoal, Sand or Black vinyl.



Van Back with Pan Seat

- Available on the Compass, Alanté, Alanté 202 and Alanté HD.
- Size ranges from 16" to 24" wide and 16" to 20" deep.
- Seat base is Black. Seat back in Charcoal, Sand or Black vinyl.
- Cushion not included.



ProFlex Seat

- Available on the Compass, Alanté, Alanté 202, and Alanté HD.
- Size ranges from 16" to 22" wide and 16" to 20" deep.
- Adjustable back angle ability.
- Deluxe armrests standard.
- Adjustable push handles 18" to 24".
- Weight capacity up to 425 lbs.
- Must order back and seat cushions separately.
- Swing-away footrests standard.
- Elevating leg rests optional.



Power Elevating Seat Mechanism

- Available on the following seats: Captain's Seat, Deluxe High-back Seat, Van/pan Seat; Pro Flex Seat.
- Available only with the Alanté.
- 5" of lift.

NOTE: Chair will operate at half of its maximum speed when seat is partially elevated. Chair will not operate when seat is fully elevated.

When ordering a seat without a base, you must specify which mounting bracket and armrest styles are needed. The mounting brackets are different for the Compass, Alanté, Alanté HD and Alanté 202 power bases.




Armrests



T-style

- Available only on the ProFlex Seating System.
- Dual height adjustments.
- Molded padded armrests.
- Clothing guards.



Flip-up

- Standard on the Alanté.
- Option on the Compass and ProFlex seats.



Deluxe

- Padded, flip-up height and width adjustable armrests.
- Standard on the Compass and ProFlex Seating System.



Retractable Control Arm with PG VSI 50/70 Controller

- Standard on Alanté HD and Alanté 202.
- 50 amp with 70 amp boost.



Retractable Control Arm with Dynamic Shark Controller


- Standard on Golden Compass and Alanté.
- 60 amps.

Leg Rests



Footplate

- Standard on Alanté, Alanté HD, Alanté 202 and Compass.
- 3" extension available on Compass.
- Compass footplate shown; styles may vary.



Swing-away Footrests

- Standard on the Alero (silver and black).
- Available on the Compass, Alanté, Alanté 202 and Alanté HD (black).
- Heel loops standard.



Elevating Leg Rests

- Available on the Alero, Compass, Alanté, Alanté 202 and Alanté HD.
- Heel loops standard.
- Adjustable calf pads.



Amputee Supports

- Available on the Alero, Compass, Alanté, Alanté 202 and Alanté HD.
- Two sizes:
Above knee:
8" wide x 10" long.
Below knee:
8" wide x 14" long.

Accessories



Cane Holder Tube



Walker Holder



Oxygen Tank Holder



Forearm Crutch Holder




Lap Belt



Rear Basket



Deluxe Pack N Go



Cover



Touch-up Paint

Additional Accessories

- **Quad Cane Holder**
- **Cup Holder**
- **Solid rear tire set available on all Alanté models**

- **U-1 Batteries**
- **22NF Batteries**
- **Safety Flag**

- **Mounting bracket** for rear basket, walker holder, oxygen holder and quad cane holder comes standard on the Compass power chair. It is available as an option on the Alanté, Alanté 201 HD and Alanté 2.

