



deck profile sheet **POOL LIFT***

*Deck profile sheet must accompany your pool lift order

1. Preferred Lift: PAL PAL2 Splash! Splash! 300 aXs multiLift ML300

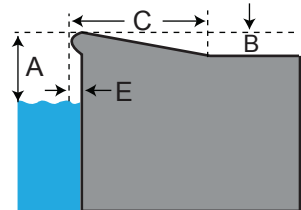
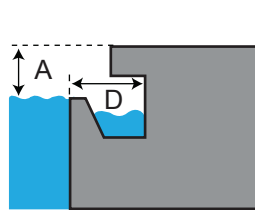
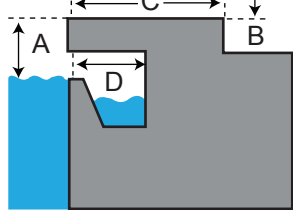
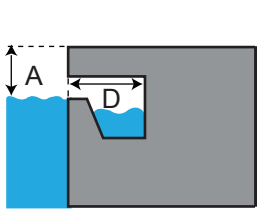
2. Gutter Configuration:

Fully recessed gutter

Fully recessed gutter w/parapet

Partially recessed gutter

Bull Nose Coping

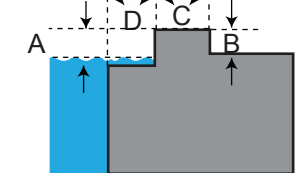
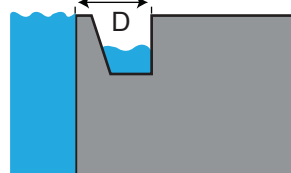
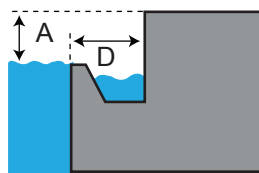
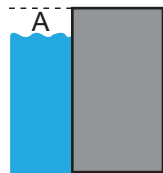


Standard backyard pool

Rollout gutter

Flush gutter and deck w/ or w/o bullnose

Florida Rollout w/curb



If none of the images above match your gutter configuration, please draw the shape on a separate piece of paper and attach.

3. Facility Type (check one): Health Club Hospitality Public Pool Residential Commercial

4. Deck (check one): New Construction Pre-existing

5. Deck Material (check one): Concrete Pavers

6. Distance from pool deck to water line (A): _____

7. Height of curb (B): _____

8. Width of curb (C): _____

9. Width of gutter (D): _____

10. Bull Nose Radius (E): _____

11. Decorative stone setback: _____

12. Is your pool located on the ground level? Yes No

POOL

Check this box to confirm that you have verified the location of the lift will meet the ADA Clear Deck Space Requirement (1009.2.3):

"On the side of the seat opposite the water, a clear deck space shall be provided parallel with the seat. The space shall be 36" wide minimum and shall extend forward 48" minimum from a line located 12" behind the rear edge of the seat."

Note: Pool lifts are application specific. Please provide accurate measurements for your pool in the space provided. S.R.Smith will confirm that the lift selected will meet the location and installation requirements based on the ADA Design Standards (2010) or suggest an alternative lift that will meet the requirements. S.R.Smith bears no responsibility due to misapplication of a lift without a completed Deck Profile Sheet on record.

Fax this completed form to 503.266.4334, email to lifts@srsmith.com, or complete the form online at www.srsmith.com/liftprofile. Call toll free 800.824.4387

Name of Distributor Lift Will Be Purchased From

City

State

Your Name

Email

Phone

Property or Project Name

PO Number

S.R.Smith Use Only

APPROVAL# _____ PAL PAL HI/LO PAL SPA PAL2

SPLASH SPLASH HI/LO SPLASH ER SPLASH ER HI/LO SPLASH SPA

SPLASH 300 SPLASH W/ROUND POST AXS MULTILIFT ML300