

Date _____

State _____

Name of Distributor _____

Email _____

Your Name _____

Phone _____

Project Name _____

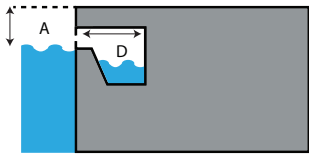
PO Number _____

City _____

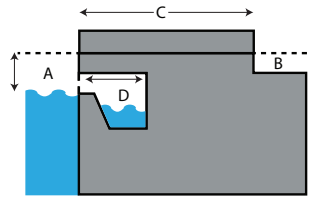
1. Preferred Lift: ☐ P350 ☐ P400

2. Gutter Configuration:

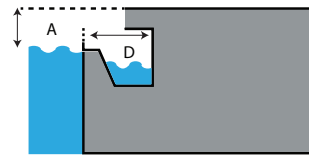
☐ Fully recessed gutter



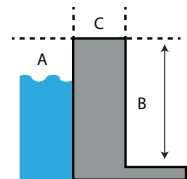
☐ Fully recessed gutter w/ parapet



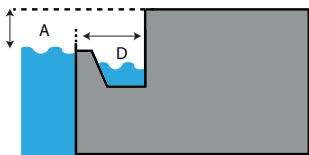
☐ Partially recessed gutter



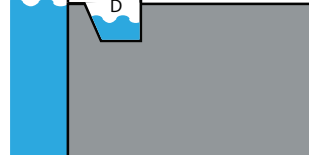
☐ Above ground spa



☐ Folout gutter



☐ Flush gutter and deck w/ or w/out bulhose



☐ Standard backyard pool



☐ Other (please draw)

3. Deck Material (Check One): ☐ Concrete ☐ Pavers

4. Distance from pool deck to water line (A): _____

If Applicable:

5. Height of Curb (B): _____

6. Width of curb (C) _____

7. Width of gutter (D): _____

8. Decorative stone setback: _____

9. Foundation Thickness _____

10. Paver Thickness: _____

Note: As pools may vary, please insert accurate measurements for your pool in the space provided. Manufacturer will configure the lift to match your unique poolside specifications. Order cannot be processed without the required fields entered above.