

Invacare® Top End® Force™ RX Handcycle



PROVIDER / CUSTOMER INFORMATION:			
Provider Information:		End User Information:	
Date:	Name:	Height:	
IVC Acct #:	Ship to Address:	Weight (lbs.):	
Contact:	Address Line 2:	Leg Length (in.):	
Phone #:	City:	Hip Width (in.):	
Fax/Email:	State:	Zip:	Phone #:
<input type="radio"/> Ship to Provider	<input type="radio"/> Ship to End User		Email:
ORDER REQUEST TYPE:			
<input type="radio"/> Quote		<input type="radio"/> Order	PO # <input type="text"/>

BASE MODEL:		
<input checked="" type="radio"/> 10009	Force RX Handcycle <i>Note: Bike ordered without wheels, tires, axles or shifting starts at \$8,371</i>	\$8,861

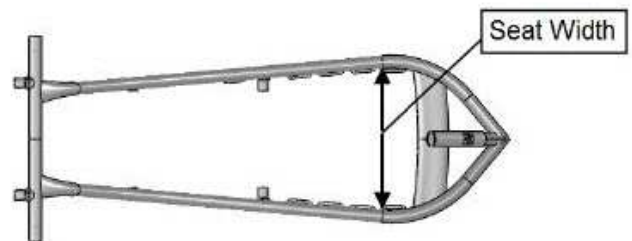
Assembly: (see definitions)		
<input type="radio"/> 10046	Some Assembly Required	\$0
<input type="radio"/> 10047	Assembled	\$301
Shipping:		
Shipping Fee (Continental US Only - See definitions)		\$150

WHEEL SETS:		
WHEEL SIZES:		
<input type="radio"/> 50170	Front and Rear, 26"	\$0
<input type="radio"/> 50172	Front and Rear, 700C	\$0
<input type="radio"/> 50171	Front, 26" and Rear, 20"	\$0
WHEEL TYPE:		
26" FRONT and 26" REAR:		
<input type="radio"/> 50183	Omit Wheels & Axles, Build for 26" Front and 26" Rear	-\$250 (credit)
<input type="radio"/> 50173	High Performance, 26" Front High Performance, 26" Rear (Clincher)	\$0
<input type="radio"/> 50174	Corima Aero Carbon, 26" Front Corima Aero Carbon, 26" Rear (Tubular)	\$3,130
700C FRONT and 700C REAR:		
<input type="radio"/> 50185	Omit Wheels & Axles, Build for 700C Front and 700C Rear	-\$250 (credit)
<input type="radio"/> 50181	Corima Aero Carbon, 700C Front Corima Aero Carbon, 700C Rear (Tubular)	\$3,251
26" FRONT and 20" REAR:		
<input type="radio"/> 50184	Omit Wheels & Axles, Build for 26" Front and 20" Rear	-\$250 (credit)
<input type="radio"/> 50176	High Performance, 26" Front High Performance, 20" Rear (Clincher)	\$361
<input type="radio"/> 50177	C7 Carbon, 26" Front C7 Carbon, 20" Rear (Clincher)	\$2,709



WHEELBASE: (see definitions)		
<input type="radio"/> 75014	Standard Length	\$0
<input type="radio"/> 75019	Extended Length	\$0

SEAT WIDTH: (see diagram)		
<input type="radio"/> 15011	13" Seat Width	\$0
<input type="radio"/> 15013	14" Seat Width	\$0
<input type="radio"/> 15015	15" Seat Width	\$0
<input type="radio"/> 15017	16" Seat Width	\$0
<input type="radio"/> 15019	17" Seat Width	\$0
<input type="radio"/> 15021	18" Seat Width	\$0

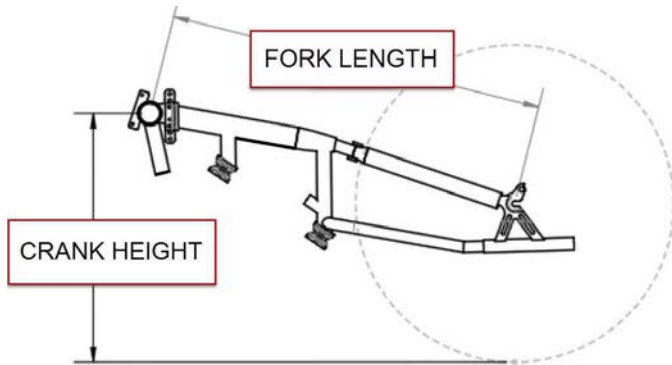


CAMBER ANGLE:		
<input type="radio"/> 45001	0 Degree Camber	\$0
<input type="radio"/> 45002	3 Degree Camber	\$0

Invacare® Top End® Force™ RX Handcycle



FORK OPTIONS:		
FORK STYLE:		
<input type="radio"/> 65181	Adjustable Height Fixed Length <i>(see definitions)</i>	\$0
<input type="radio"/> 65180	Adjustable Height Adjustable Length	\$361
LOWER FORK STYLE:		
<input type="radio"/> 75025	Aerodynamic	\$0
<input type="radio"/> 75026	Wide <i>Required with Disk Brake</i>	\$0



BRAKING:		
<input type="radio"/> 65084	Rim Brakes, Tektro <i>(see definitions)</i>	\$0
<input type="radio"/> 65082	Front disk brake <i>Must select Wide Lower Fork</i>	\$361

CHAINRINGS:		
<input type="radio"/> 65096	Double, 48-34T <i>Not available with eTap shifting package</i>	\$0
<input type="radio"/> 65085	Double, 46-30T <i>Not available with eTap shifting package or SRM Training system</i>	\$0
<input type="radio"/> 65118	Single, 36T <i>Required for eTap shifting Not available with 2x Rival shifting</i>	\$0

TRAINING SYSTEMS:		
<input type="radio"/> 65058	Omit SRM Training System	\$0
<input type="radio"/> 65151	SRM Training System - Compact <i>Not available with the double 46-30T chainring option</i>	\$3,010

SHIFTER OPTIONS: <i>(see diagram)</i>		
<input type="radio"/> 65224	Omit All Shifting Components <i>(see definitions)</i>	-\$240 <i>(credit)</i>
<input type="radio"/> 65095	SRAM Rival 2x Trigger Shifting Package <i>Shifter & brake mounted on right pedal only</i> SRAM S-700 Shifter (wheel & cassette) SRAM Rival cassette derailleur Avid Brake Lever 11-36T 11 speed cassette Cable Driven chainring derailleur	\$0
<input type="radio"/> 65088	SRAM eTap 1x Eagle X01 Electronic Shifting Package <i>Shifter mounted on left & brake mounted on right pedal</i> <i>Only available with C7 wheels</i> SRAM eTap Clic Shifter SRAM eTap Eagle X01 cassette Derailleur SRAM Time Trail Brake Lever 10-50T 12 speed cassette	\$1,415
<input type="radio"/> 65094	SRAM Rival 1x Trigger Shifting Package <i>Shifter & brake mounted on right pedal only</i> SRAM S-700 Shifter SRAM Rival cassette derailleur Avid Brake Lever 11-42T 11 speed Cassette	\$0

Shifting Package TE65094: Single, 36T with 11-42T Cassette					
Cadence (Pedal RPM)					
	Cassette	70	80	90	100
High Speed (MPH)	36x11	16.5	18.9	21.3	23.6
Low Speed (MPH)	36x42	4.35	5	5.6	6.2

Shifting Package TE65088: Single, 36T with 10-50T Cassette					
Cadence (Pedal RPM)					
	Cassette	70	80	90	100
High Speed (MPH)	36x10	18.2	20.8	23.4	26
Low Speed (MPH)	36x50	3.6	4.2	4.7	5.2

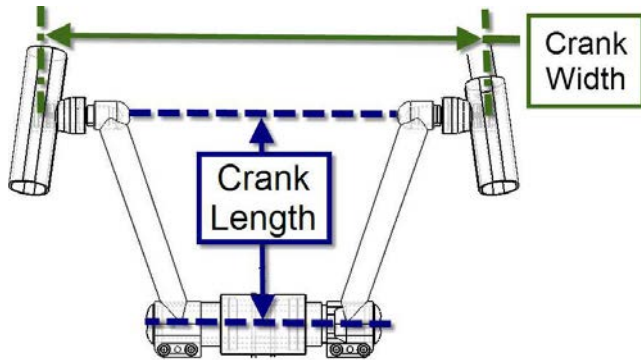
Shifting Package TE65095: Double, 46-30T with 11-36T Cassette					
Cadence (Pedal RPM)					
	Cassette	70	80	90	100
High Speed (MPH)	46x11	21.15	24.17	27.19	30.21
Low Speed (MPH)	30x36	4.2	4.8	5.4	6

Shifting Package TE65095: Double, 48-34T with 11-36T Cassette					
Cadence (Pedal RPM)					
	Chainring x	70	80	90	100
High Speed (MPH)	48x11	22.06	25.21	28.36	31.51
Low Speed (MPH)	34x36	4.76	5.43	6.11	6.79

Invacare® Top End® Force™ RX Handcycle

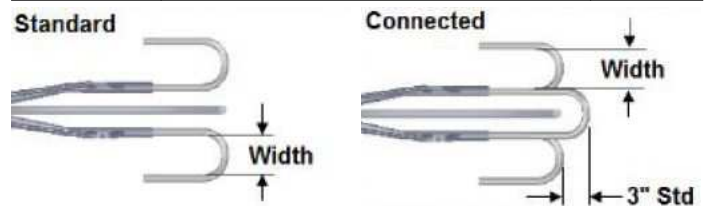


CRANKS: (see diagram below)		
CRANK STYLE:		
<input checked="" type="radio"/> 65055	V Cranks	\$0
CRANK LENGTH:		
<input type="radio"/> 65036	160mm Long	\$0
<input type="radio"/> 65037	165mm Long	\$0
<input type="radio"/> 65038	170mm Long	\$0
<input type="radio"/> 65039	175mm Long	\$0
<input type="radio"/> 65146	Custom Crank Length	\$54
CRANK WIDTH:		
<input type="radio"/> 65005	12" Wide <i>N/A with 25 degree handpedals</i>	\$0
<input type="radio"/> 65007	13" Wide <i>N/A with 25 degree handpedals</i>	\$0
<input type="radio"/> 65009	14" Wide <i>N/A with 25 degree handpedals</i>	\$0
<input type="radio"/> 65011	15" Wide <i>N/A with 25 degree handpedals</i>	\$0
<input type="radio"/> 65013	16" Wide	\$0
<input type="radio"/> 65015	17" Wide	\$0
<input type="radio"/> 65147	Custom Crank Width	\$54



HAND PEDALS:		
SIZE:		
<input type="radio"/> 65127	Medium (1-3/4") Ovalized Ergonomic	\$0
<input type="radio"/> 65113	Large (2-1/4") Ovalized Ergonomic	\$0
ANGLE:		
<input type="radio"/> 65171	15 Degrees	\$0
<input type="radio"/> 65172	25 Degrees <i>Only Available with eTap shifting and crank widths of 16" or wider</i>	\$0
POWER PLATES:		
<input type="radio"/> 65139	Omit Power Plates	\$0
<input type="radio"/> 65138	Power Plates <i>Required with eTap shifting</i>	\$0

FOOTREST OPTIONS: (see diagram below)		
<input type="radio"/> 60008	Standard Footrests, 3-3/4" Wide	\$0
<input type="radio"/> 60009	Standard Footrests, 4-3/4" Wide	\$0
<input type="radio"/> 60017	Connected Footrest 3-3/4" Wide with Bumper <i>Not recommended for users under 5'8". Not available with disc brake or wide fork options</i>	\$120
<input type="radio"/> 60018	Connected Footrest 4-3/4" Wide with Bumper <i>Not recommended for users under 5'8". Not available with disc brake or wide fork options</i>	\$120



UPHOLSTERY:		
MATERIAL:		
<input checked="" type="radio"/> 30001	Nylon, Black Upholstery	\$0
BACK UPHOLSTERY:		
<input checked="" type="radio"/> 25064	Back Cushion	\$0
SEAT UPHOLSTERY:		
<input checked="" type="radio"/> 25063	Seat Cushion	\$0
<input checked="" type="radio"/> 25060	Hook and Loop Positioning Strap	\$0

FRAME COLORS:			
<input type="radio"/> 55018	Black	Wet Black	\$0
<input type="radio"/> 55019	Black	Black Prism	\$0
<input type="radio"/> 55017	Black	Stealth Black	\$0
<input type="radio"/> 55010	Blue	Midnight Blue	\$0
<input type="radio"/> 55011	Blue	Royal Blue	\$0
<input type="radio"/> 55012	Blue	Electric Blueberry	\$0
<input type="radio"/> 55023	Grey	Stealth Grey	\$0
<input type="radio"/> 55053	Green	Agriculture Green	\$0
<input type="radio"/> 55008	Green	Grasshopper Green	\$0
<input type="radio"/> 55054	Green	Neon Green	\$0
<input type="radio"/> 55006	Orange	Sunkissed Orange	\$0
<input type="radio"/> 55005	Orange	Simple Orange	\$0
<input type="radio"/> 55051	Orange	Neon Orange	\$0
<input type="radio"/> 55015	Pink	Bubblegum Pink	\$0
<input type="radio"/> 55057	Pink	Neon Pink	\$0
<input type="radio"/> 55055	Purple	Lilac Purple	\$0
<input type="radio"/> 55001	Red	Simple Red	\$0
<input type="radio"/> 55002	Red	Tangerine Red	\$0
<input type="radio"/> 55003	Red	Raspberry Red	\$0
<input type="radio"/> 55050	Red	Neon Red	\$0
<input type="radio"/> 55020	Silver	Silver Metallic	\$0
<input type="radio"/> 55016	White	White Snow	\$0
<input type="radio"/> 55007	Yellow	Safety Yellow	\$0
<input type="radio"/> 55052	Yellow	Neon Yellow	\$0
<input type="radio"/> 55066	Raw	Buffed Aluminum	\$421

Invacare® Top End® Force™ RX Handcycle



FORK COLOR:			
<input type="radio"/>		Same as Frame Color	
<input type="radio"/> 55067	N/A	Not applicable with 55066 (buffed frame), must select 55044 (buffed fork)	\$0
<input type="radio"/> 55041	Black	Wet Black	\$120
<input type="radio"/> 55042	Black	Black Prism	\$120
<input type="radio"/> 55040	Black	Stealth Black	\$120
<input type="radio"/> 55033	Blue	Midnight Blue	\$120
<input type="radio"/> 55034	Blue	Royal Blue	\$120
<input type="radio"/> 55035	Blue	Electric Blueberry	\$120
<input type="radio"/> 55046	Gray	Stealth Grey	\$120
<input type="radio"/> 55061	Green	Agriculture Green	\$120
<input type="radio"/> 55031	Green	Grasshopper Green	\$120
<input type="radio"/> 55062	Green	Neon Green	\$120
<input type="radio"/> 55029	Orange	Sunkissed Orange	\$120
<input type="radio"/> 55028	Orange	Simple Orange	\$120
<input type="radio"/> 55059	Orange	Neon Orange	\$120
<input type="radio"/> 55038	Pink	Bubblegum Pink	\$120
<input type="radio"/> 55065	Pink	Neon Pink	\$120
<input type="radio"/> 55063	Purple	Lilac Purple	\$120
<input type="radio"/> 55024	Red	Simple Red	\$120
<input type="radio"/> 55025	Red	Tangerine Red	\$120
<input type="radio"/> 55026	Red	Raspberry Red	\$120
<input type="radio"/> 55058	Red	Neon Red	\$120
<input type="radio"/> 55043	Silver	Silver Metallic	\$120
<input type="radio"/> 55039	White	White Snow	\$120
<input type="radio"/> 55030	Yellow	Safety Yellow	\$120
<input type="radio"/> 55060	Yellow	Neon Yellow	\$120
<input type="radio"/> 55044	Raw	Buffed Aluminum	\$241

DECAL COLORS: (decals are reflective)		
FRAME DECAL COLOR:		
<input type="radio"/> 55071	Black Frame Decals	\$0
<input type="radio"/> 55072	White Frame Decals	\$0
FORK DECAL COLOR:		
<input type="radio"/> 55073	Black Fork Decals	\$0
<input type="radio"/> 55074	White Fork Decals	\$0

ACCESSORIES:		
STANDARD:		
<input checked="" type="radio"/> 25061	Safety Flag	\$0
<input checked="" type="radio"/> 25067	Drafting Bumper	\$0
<input checked="" type="radio"/> 25070	Carbon Fiber Chainguard	\$0
<input checked="" type="radio"/> 25071	Adjustable Headrest	\$0
<input checked="" type="radio"/> 25038	Mirror, Chain Guard Mounted	\$0
UPGRADABLE:		
SAFETY:		
<input type="radio"/> 25030	Extra Steering Dampener	\$18
<input type="radio"/> 25015	Light, Front (White)	\$18
<input type="radio"/> 25016	Light, Rear (Red)	\$18
<input type="radio"/> 25039	Leg Guard	\$90
<input type="radio"/> 25029	Tool and Tire Repair Kit	\$114
<input type="radio"/> 60015	Leg Support, Curved (Pair)	\$157
POSITIONING:		
<input type="radio"/> 25001	Click Strap, 8" Small	\$90
<input type="radio"/> 25002	Click Strap, 10" Medium	\$97
<input type="radio"/> 25003	Click Strap, 12" Large	\$109
HYDRATION:		
<input type="radio"/> 25021	Water Bottle and Cage	\$60
<input type="radio"/> 25020	Backpack Hydration System	\$157
PERFORMANCE ENHANCEMENT:		
<input type="radio"/> 25023	Crank Width Adaptor Set <i>Not installed - (Gain +1.5" of crank width per set)</i>	\$24
<input type="radio"/> 25022	Wheel Alignment Gauge	\$259
<input type="radio"/> 25024	Cordless Computer <i>(tracks speed, distance, etc.)</i>	\$120
<input type="radio"/> 25076	Garmin <i>(tracks speed, distance, etc.)</i>	\$602
TRANSPORTATION:		
<input type="radio"/> 25006	Crutch Holder	\$181
BAGS:		
<input type="radio"/> 25031	Wheel Bag	\$259
<input type="radio"/> 25032	Travel Bag	\$421
TRAINING:		
<input type="radio"/> 25036	Indoor Stationary Roller	\$301
<input type="radio"/> 25037	Sportsrafter Mini Roller	\$421
APPAREL:		
<input type="radio"/> 25084	Lemon Yellow Top End T-Shirt	\$24
<input type="radio"/> 25085	Grey Top End T-Shirt	\$24
<input type="radio"/> 25086	Grey Top End Racer Back Tank Top	\$24
<i>Please select a size for your shirt selection:</i>		
<input type="radio"/> 25087	Extra Small	
<input type="radio"/> 25088	Small	
<input type="radio"/> 25089	Medium	
<input type="radio"/> 25090	Large	
<input type="radio"/> 25091	Extra Large	
<input type="radio"/> 25092	XX Large	
<input type="radio"/> 25093	XXX Large	

Invacare® Top End® Force™ RX Handcycle



HANDCYCLE SPECIFICATIONS:	
Weight:	Approximately 28 pounds
Turning Radius:	18 feet for 360 degree circle, 12 feet on a 3-point turn
Transfer Height:	5" from ground with 2" cushion
Frame Style:	Ovalized 7005 Aluminum tubing which is heat treated for increased strength and stiffness.
Fork:	Removable, Travel ready, with adjustable cranks
Propulsion / Shifting:	11 - 22 speeds with choice of shifting components
Fork Style:	Adjustable length and height options
Back:	Carbon Fiber, adjustable angle from 50 to 70 degrees
Footrest:	Dual adjustable length, includes straps
Hand Pedals:	Ovalized ergonomic with frictionless bearings
Brake:	Caliper brakes standard, optional front disk brake
Wheelbase:	60" to 63" depending on wheel selection. See definitions
Camber:	3 or 0 degree available
Wheels:	20", 26" or 700c wheels with optional upgrades
Axles:	Threaded
Tires:	Standard tires provided. Exact brand varies based on availability
Positioning Straps:	Hook and loop positioning strap included
Cushions:	Seat and back cushion included
Safety / Visibility:	Flag and reflectors included
Chain Guard:	Carbon Fiber chain guard included

Warranty Info:

Invacare warrants the frames and forks when purchased new and unused to be free from defects in materials and workmanship for a period of three (3) years from the date of purchase from Invacare or a dealer, with a copy of the seller's invoice required for coverage under this warranty. Invacare warrants the upholstered materials (seat and back) and remaining components of this product when purchased new and unused to be free from defects in materials and workmanship for a period of thirteen (13) months from date of purchase from Invacare or a dealer, with a copy of the seller's invoice required for coverage under this warranty

EXCLUSIONS AND DEFINITIONS:	
Top End Force RX Frame and Fork:	The Top End Force RX handcycle is made of 7005 series aluminum. An adjustable carbon fiber backrest and an adjustable bolt-on headrest are included. Speeds vary between 11 and 22 depending on shifting selections.
Assembled vs Unassembled and shipping:	If TE10046 (Unassembled) is selected the bike will require about 60 minutes of assembly upon delivery (instructions provided). If TE10047 (Assembled) is selected the bike will be mostly assembled upon delivery. Shipping rate is \$150 for all shipments in the continental US. Freight quotes for shipments outside the continental US are available upon request.
Wheel Sets:	Wheel sets include a front wheel, two rear wheels with axles, tires and tubes.
Tires:	Standard tires included.
Fork Style:	Fork adjustment range is about: 19" to 21.5" with a 26" front wheel & 20" to 22.5" with a 700c front wheels
Connected Footrests:	The connected footrests are not recommended for athletes under 5'8" (1.77m) and are not available with disc brake or wide fork options.
eTap Electronic Shifting:	ETap is a wireless electronic shifting system. Power Plate upgrade required. Limited chainring selections available and only available with C7 wheels.
Power Plates:	Required with eTap shifting package
Omit Wheels:	When an omit wheels option is selected the following will NOT be included. Front or rear wheels, tires, tubes, axles. When a shifting package is selected the cassette from that package will be included.
Wheelbase:	Wheelbase is measured from the middle of the rear axle to the middle of the front hub. When Standard length is chosen wheelbase will be 60" with a 26" front wheel and 61" with a 700c front wheel. When extended length is chosen wheelbase will be 61" with 26" front wheel and 63" with a 700c front wheel.
Braking Options:	The Tektro braking package includes a caliper and cables for the hand brake lever included in the shifting package and flip lever parking brake assembly. The disc brake braking package includes a disc brake rotor, caliper, cables and a Tektro flip lever parking brake assembly.
Omit Shifting:	When omit shifting option is selected the shifter, chainring derailleur, cassette derailleur, cassette, friction shifter for brake caliper, chain and shifter cables will NOT be included. The handpedals and fork will be made at accept trigger shifter components mounted on the right handpedal. A hand brake lever, caliper and cables as well as a flip-lever parking brake will be included. The brand/style is determined by the braking option selected.
25 Degree Handpedal Angle:	Only available with eTap shifting package due to interference. Not available with crank widths of 12"-15".
SRM Training System:	Only available with the 48-34 double chainring option

Note: All Special requests are subject to approval, additional charges, and additional lead time

Special Request 1)	
Special Request 2)	
Special Request 3)	
Special Request 4)	
Special Request 5)	

Invacare Corporation Top End Division

All rights reserved. Trademarks are identified by the symbols ™ and ®. All trademarks are owned by or licensed to Invacare Corporation unless otherwise noted. Specifications and prices are subject to change without notification.