

Mark For:

Date: _____
 Dealer Acct #: _____
 Dealer: _____
 Dealer Contact: _____
 Dealer Address: _____
 Dealer City: _____ ST: _____ ZIP: _____
 Dealer Phone: () _____ Fax: () _____
 Confirmation Email: _____
 Confirm Via: Fax Email

Submitting for: Quote Order

PO#: _____

ADDITIONAL SHIPPING INFORMATION

Ship To: _____
 Attention: _____
 Address: _____
 Address: _____
 Ship To City: _____ ST: _____ ZIP: _____
 Ship To Phone: () _____ Fax: () _____

The **HCPCS CODES** herein are based on PDAC verification or interpretation of Medicare definitions and guidelines. Non-Medicare payers may accept alternative **HCPCS CODES**, including misc. codes to ensure access for their enrollees. The use of **HCPCS CODES** does not ensure coverage or payment.

✓	Option #	HCPCS	Definition	Price	✓	Option #	HCPCS	Definition	Price
---	----------	-------	------------	-------	---	----------	-------	------------	-------

1. FRAME

NEW! Base Model				
<i>Weight capacity 275 lbs for Open frame. 300 lbs for Hybrid dual tube frame.</i>				
<input type="checkbox"/>	112WM101	K0005	Quickie Nitrum - Open frame Use E1235 for sizes 14" or less	\$2,695.00
<input type="checkbox"/>	112WM102	K0005	Quickie Nitrum Hybrid - Dual tube Use E1235 for sizes 14" or less.	\$2,995.00

NEW! Backrest Frame Type				
<i>Active Rigid - welded must select Active Axle plate and Active Fixed backrest.</i>				
<input type="checkbox"/>	112FT68		Adjustable	NC
<input type="checkbox"/>	112FT69		Active Rigid - Welded	\$300.00

Frame Angle				
<i>See FIGURE 1 Measure from front frame to floor.</i>				
<input type="checkbox"/>	112FA1		75°	NC
<input type="checkbox"/>	112FA8		80°	NC
<input type="checkbox"/>	112FA2		85°	NC

Frame Inset Per Side				
<i>See FIGURE 2 Frame Inset is the distance from the outside of the seat tube to the outside of the footrest.</i>				
<input type="checkbox"/>	112FF1		0"	NC
<input type="checkbox"/>	112FF2		1" (N/A w/ 12" wide)	NC
<input type="checkbox"/>	112FF3		2" (N/A with 12" & 13" wide)	NC

Frame Length				
<i>See FIGURE 3 measurement for set up in the APPENDIX page 7.</i>				
<input type="checkbox"/>	112FS9		Standard	NC
<input type="checkbox"/>	112FS34		Classic	NC

* **Standard Frame** - Seat Sling to front frame bend angle is 1.5" shorter than the classic position. **Classic Frame** - Traditional seat sling to front frame bend angle dimensions. Front of back cane post to front edge of seat sling will remain the same for both Standard and Classic.

Transit				
<i>WC-19 and ISO 7176 standard compliance. N/A with Active Rigid.</i>				
<input type="checkbox"/>	112TO45	K0108	Transit System	\$326.00

Nitrum - Open frame



Nitrum Hybrid - Dual tube frame

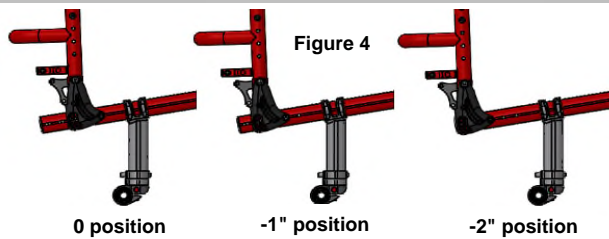


2. SIZE / SEATING

Depth Adjustable Backrest (Optional)

See **Figure 4** Depth Adjust Backrest extends the frame rear of the seat sling, select a factory setting. N/A with 19"-20" seat depth. N/A with Active Rigid frame.

<input type="checkbox"/>	112DP02	0 Setting	Backrest at standard position, field adjustable to -1" or -2"	\$168.00
<input type="checkbox"/>	112DP03	-1 Setting	Backrest -1" offset, field adjustable to flush or -2"	\$168.00
<input type="checkbox"/>	112DP04	-2 Setting	Backrest -2" offset, field adjustable to flush or -1"	\$168.00



0 position

-1" position

-2" position

Seat Width

See **FIGURE 2** Measure from outside of seat tube to the outside of opposite seat tube.

<input type="checkbox"/>	112S3	12"	NC	<input type="checkbox"/>	112S8	17"	NC
<input type="checkbox"/>	112S4	13"	NC	<input type="checkbox"/>	112S9	18"	NC
<input type="checkbox"/>	112S5	14"	NC	<input type="checkbox"/>	112S10	19"	NC
<input type="checkbox"/>	112S6	15"	NC	<input type="checkbox"/>	112S48	20"	\$510.00
<input type="checkbox"/>	112S7	16"	NC	<input type="checkbox"/>		(E2201)	

Seat Depth

See **FIGURE 1** Measure from front of back post to front edge of seat sling. Seat sling is 1" shorter than depth ordered, but actual seat depth will remain the same as ordered.

<input type="checkbox"/>	112SD5	12"	NC	<input type="checkbox"/>	112SD10	17"	NC
<input type="checkbox"/>	112SD6	13"	NC	<input type="checkbox"/>	112SD11	18"	NC
<input type="checkbox"/>	112SD7	14"	NC	<input type="checkbox"/>	112SD12	19"	NC
<input type="checkbox"/>	112SD8	15"	NC	<input type="checkbox"/>	112SD13	20"	\$561.00
<input type="checkbox"/>	112SD9	16"	NC	<input type="checkbox"/>		(E2203)	

Figure 1

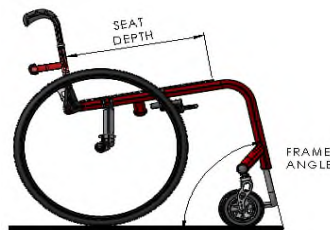
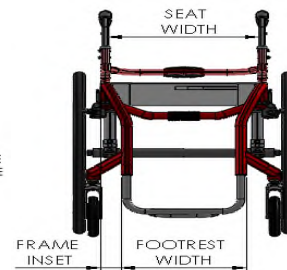


Figure 2



Seating Systems

<input type="checkbox"/>	112OP01	Standard Seat Sling	NC
<input type="checkbox"/>	112OP14	Tension Adjustable seat sling	\$75.00
<input type="checkbox"/>	112OP04	Omit Seat Sling	NC

Seat Sling Options

Utility & catheter bags are sewn at the bottom of the upholstery. Catheter bag N/A in 12" depth Utility bag and Catheter bag combination N/A at 15" width or less.

<input type="checkbox"/>	1128A65	1 Utility Bag	\$75.00
<input type="checkbox"/>	1128A66	1 Catheter bag	\$75.00

Cushion

<input type="checkbox"/>	112CU1	K0669 2" Cushion	\$153.00
--------------------------	--------	------------------	----------

JAY Cushions (Optional)

To order any JAY cushions on-chair, please see the JAY price list.

Cushion name or part number must be filled out with desired width and depth.

<input type="checkbox"/>	112JC20	JAY Bundled Cushion Cushion Name or Part # _____ Width: _____ Depth: _____	Price List
--------------------------	---------	--	------------

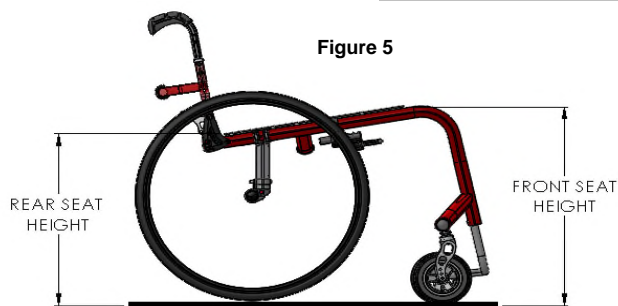
3. CASTERS / SEAT HEIGHT

Front Seat Height

See **FIGURE 5** Measure from the front of the seat rail to the floor.

<input type="checkbox"/>	112SH14	16.0"	NC	<input type="checkbox"/>	112SH20	18.5"	NC
<input type="checkbox"/>	112SH15	16.5"	NC	<input type="checkbox"/>	112SH21	19.0"	NC
<input type="checkbox"/>	112SH16	17.0"	NC	<input type="checkbox"/>	112SH23	19.5"	NC
<input type="checkbox"/>	112SH17	17.5"	NC	<input type="checkbox"/>	112SH24	20.0"	NC
<input type="checkbox"/>	112SH18	18.0"	NC	<input type="checkbox"/>	112SH26	20.5"	NC
<input type="checkbox"/>				<input type="checkbox"/>	112SH27	21.0"	NC

Figure 5



Caster Fork and Suspension

Frog Legs are not included in the Colored Anodized Package

<input type="checkbox"/>	112CF65	Multiple Position	NC
<input type="checkbox"/>	112CF69	Multiple Position Single Sided Fork	\$173.00
<input type="checkbox"/>	112CF53	E1015 Frog Legs 0 weight to 100 lbs.	\$444.00
<input type="checkbox"/>	112CF54	E1015 Frog Legs 101 lbs. weight to 190 lbs.	\$444.00
<input type="checkbox"/>	112CF55	E1015 Frog Legs 191 lbs. weight to 265 lbs.	\$444.00

Caster Wheels

<input type="checkbox"/>	112CW1	3" Micro	NC
<input type="checkbox"/>	112CW3	4" Low Profile Polyurethane	NC
<input type="checkbox"/>	112CW31	4" Micro Lighted	\$71.00
<input type="checkbox"/>	112CW72	4" x 1" Aluminum Poly	\$112.00
<input type="checkbox"/>	112CW44	E2219 4" x 1.25 Semi Pneumatic	\$56.00
<input type="checkbox"/>	112CW5	5" Low Profile Polyurethane	NC
<input type="checkbox"/>	112CW51	5" Micro Lighted	\$87.00
<input type="checkbox"/>	112CW6	E2219 5" Soft Roll (Grey) -N/A w/Frog Legs	\$92.00
<input type="checkbox"/>	112CW65	5" x 1" Aluminum Poly	\$112.00
<input type="checkbox"/>	112CW7	E2219 5" x 1.5" Semi Pneumatic	\$87.00
<input type="checkbox"/>	112CW34	6" Poly	NC
<input type="checkbox"/>	112CW33	E2214 E2215 6" Pneumatic	\$77.00
<input type="checkbox"/>	112CW35	E2219 6" x 1.5" Semi Pneumatic	\$87.00

Caster Color Wheels option

Casters are silver color unless you choose color option. Refer to Anodize package section on Page 7 for Anodize color selection. Match Ano color pkg pick is N/A with Black option.

<input type="checkbox"/>	112CW64	4" x 1.5" Aluminum Soft Roll	\$189.00
<input type="checkbox"/>	112CW66	5" x 1.5" Aluminum Soft Roll	\$199.00
<input type="checkbox"/>	112CW68	6" x 1.5" Aluminum Soft Roll	\$209.00
<input type="checkbox"/>	Colors:	<input type="checkbox"/> Match anodize color package	Package price
<input type="checkbox"/>		<input type="checkbox"/> Match frame color	\$50.00
<input type="checkbox"/>		<input type="checkbox"/> Black anodize caster only	\$51.00

Caster Housing Position

See **FIGURE 7** in page 7 for example. Options available on 0" inset only.

<input type="checkbox"/>	112LH04	Position Setting 1 (Narrow)	NC
<input type="checkbox"/>	112LH05	Position Setting 2 (Wide)	NC

4. REAR WHEELS / SEAT HEIGHT

Rear Seat Height

RSH 13"-15.5" only w/ 20" Rear Wheel. RSH 15"-15.5" Only w/ 20, 22 or 24" w/HP Clincher Rear Wheel. RSH 16"-16.5" N/A w/ 24, 25 & 26" Rear Wheels and Rear Suspension. RSH 13"-13.5" & 20" N/A w/ Rear Suspension. **Hybrid frame N/A with 13"-14" RSH**

<input type="checkbox"/>	112RH11	13.0"	NC	<input type="checkbox"/>	112RH19	17.0"	NC
<input type="checkbox"/>	112RH12	13.5"	NC	<input type="checkbox"/>	112RH26	17.5"	NC
<input type="checkbox"/>	112RH13	14.0"	NC	<input type="checkbox"/>	112RH20	18.0"	NC
<input type="checkbox"/>	112RH14	14.5"	NC	<input type="checkbox"/>	112RH27	18.5"	NC
<input type="checkbox"/>	112RH15	15.0"	NC	<input type="checkbox"/>	112RH21	19.0"	NC
<input type="checkbox"/>	112RH16	15.5"	NC	<input type="checkbox"/>	112RH37	19.5"	NC
<input type="checkbox"/>	112RH17	16.0"	NC	<input type="checkbox"/>	112RH22	20.0"	NC
<input type="checkbox"/>	112RH18	16.5"	NC				

Axle

<input type="checkbox"/>	112AX1	Quick Release Steel	NC
<input type="checkbox"/>	112AX13	Quad Quick Release Steel Only available with Mountain Whls.	\$128.00

Axle Plate

Extended COG N/A w/ Xtender Power Assist. 4-link suspension N/A with Hybrid frame type.

<input type="checkbox"/>	Adjustable COG (1"-4")	NC
<input type="checkbox"/>	Adjustable Extended COG (0"-3")	NC
<input type="checkbox"/>	4-Link Suspension axle plate	NC
<input type="checkbox"/>	Active Rigid (.5" to 4") Adjustment range 1/2" before and after in 1/4" increments except the .5" and 4" positions which are maxed.	NC

Rear Suspension (Optional)

4-Link Rear Suspension COG (0"-3") Single Post only available up to 2" COG. Plastic Side Guards only available up to 2.5" COG. N/A w/Xtender. **Max weight capacity of 265 lbs.**

<input type="checkbox"/>	112SV08	Weight from 0 lbs to 175 lbs	\$638.00
<input type="checkbox"/>	112SV09	Weight from 176 lbs. to 265 lbs	\$638.00

Rear Wheel

Ultra Lightweight only available w/ Aluminum Handrim. Contact Built 4 Me for Spinergy color options. **Max weight capacity on Proton wheels is 220 lbs, Spinergy CLX is 265 lbs.**

<input type="checkbox"/>	112RW103	20" Mag Wheel 5 Spoke	NC
<input type="checkbox"/>	112RW104	22" Mag Wheel 5 Spoke	NC
<input type="checkbox"/>	112RW102	24" Mag Wheel 5 Spoke	NC
<input type="checkbox"/>	112RW90	20" Lite Spoke	\$204.00
<input type="checkbox"/>	112RW91	22" Lite Spoke	\$204.00
<input type="checkbox"/>	112RW92	24" Lite Spoke	NC
<input type="checkbox"/>	112RW93	25" Lite Spoke	NC
<input type="checkbox"/>	112RW94	26" Lite Spoke	\$204.00
<input type="checkbox"/>	112RW06	22" Ultra Lightweight Spoke Wheel	\$255.00
<input type="checkbox"/>	112RW10	24" Ultra Lightweight Spoke Wheel	\$255.00
<input type="checkbox"/>	112RW16	25" Ultra Lightweight Spoke Wheel	\$255.00
<input type="checkbox"/>	112RW28	22" Spinergy SPOX Black Spokes	\$862.00
<input type="checkbox"/>	112RW95	24" Spinergy SPOX Black Spokes	\$862.00
<input type="checkbox"/>	112RW96	25" Spinergy SPOX Black Spokes	\$862.00
<input type="checkbox"/>	112RW97	26" Spinergy SPOX Black Spokes	\$862.00
<input type="checkbox"/>	112RW32	22" Spinergy LX Black Spokes	\$1,081.00
<input type="checkbox"/>	112RW98	24" Spinergy LX Black Spokes	\$1,081.00
<input type="checkbox"/>	112RW99	25" Spinergy LX Black Spokes	\$1,081.00
<input type="checkbox"/>	112RW40	26" Spinergy LX Black Spokes	\$1,081.00
<input type="checkbox"/>	112RW152	24" Spinergy CLX Carbon Wheel	\$1,500.00
<input type="checkbox"/>	112RW153	25" Spinergy CLX Carbon Wheel	\$1,500.00
<input type="checkbox"/>	112RW148	24" Proton Wheel	\$204.00
<input type="checkbox"/>	112RW149	25" Proton Wheel	\$204.00
<input type="checkbox"/>	112RW50	24" Mountain	\$255.00

NEW!

Rear Wheel Tire

Primo Orion Poly & new E-TPU airless insert only available in 24" wheels.

<input type="checkbox"/>	112RT1		Pneumatic	NC
<input type="checkbox"/>	112RT2	E2211 E2213	Pneumatic Airless Insert N/A with Xtender.	\$87.00
<input type="checkbox"/>	112RT24	E2211 E2213	Pneumatic Airless Insert - Light weight (new E-TPU material)	\$100.00
<input type="checkbox"/>	112RT3		Full Poly Tire	NC
<input type="checkbox"/>	112RT38	E2218	SHOX Performance Poly	\$97.00
<input type="checkbox"/>	112RT25	E2218	Primo Orion Poly	\$110.00
<input type="checkbox"/>	112RT39	E2211 E2212	High-Pressure Clincher Black	\$97.00
<input type="checkbox"/>	112RT21	E2211 E2212	Schwalbe Marathon Plus Evolution	\$143.00
<input type="checkbox"/>	112RT42	E2211 E2212	Schwalbe One	\$143.00
<input type="checkbox"/>	112RT40	E2211 E2212	Schwalbe Down Town Two Grip Only available in 24".	\$128.00
<input type="checkbox"/>	112RT41	E2211 E2212	Schwalbe Right Run Only available in 24".	\$87.00
<input type="checkbox"/>	112RT27	E2211 E2212	Knobby V-TRAK by Kenda	\$97.00
<input type="checkbox"/>	112RT12	E2211 E2212	Mountain Only available in 24".	\$97.00

Xtender Power Assist

RSH 16.5"-19" with 22" wheels, RSH 17.5"-20" with 24" wheels 0 camber, pneumatic tire. 22" & 24" wheels only. Anti-Tips no charge. N/A w/ Transit and 4-link Suspension. Dual Drive mode available with B4ME. **Max weight capacity of 265 lbs.** N/A with Active Rigid frame.

<input type="checkbox"/>	112XT6	E0986	22" Xtender Power Assist JWX-2 NICKEL	\$8,206.00
<input type="checkbox"/>	112XT7	E0986	22" Xtender Power Assist JWX-2 LITHIUM	\$9,022.00
<input type="checkbox"/>	112XT4	E0986	24" Xtender Power Assist JWX-2 NICKEL	\$8,206.00
<input type="checkbox"/>	112XT5	E0986	24" Xtender Power Assist JWX-2 LITHIUM	\$9,022.00

Please select one of the following handrim options

<input type="checkbox"/>	112XH5	Plastic Coated	NC
<input type="checkbox"/>	112XH6	Stainless Steel	NC

Xtender - Other Options

<input type="checkbox"/>	112XA10	Spare NiMH Power Pack - NICKEL	\$1,423.00
<input type="checkbox"/>	112XA11	Spare Li-ion Power Pack - LITHIUM	\$1,831.00

Xtender Wheel Options

<input type="checkbox"/>	112XA8		SPARE 22" Lite Spoke Pneu Alum	NC
<input type="checkbox"/>	112XA9	E2211 E2213	SPARE 22" Lite Spoke Pneu Plastic	\$204.00
<input type="checkbox"/>	112XA2		SPARE 24" Lite Spoke Pneu Alum	NC
<input type="checkbox"/>	112XA4	E2211 E2213	SPARE 24" Lite Spoke Pneu Plastic	\$204.00

Spinergy Spoke Colors (Optional)

Please select one of the following Spinergy wheel options first. Color spokes N/A with CLX carbon wheels and Spinergy Flexrim .

Spinergy Spox spokes color:

<input type="checkbox"/>	Black	<input type="checkbox"/>	Blue	<input type="checkbox"/>	Red	<input type="checkbox"/>	White	<input type="checkbox"/>	Yellow
--------------------------	-------	--------------------------	------	--------------------------	-----	--------------------------	-------	--------------------------	--------

Spinergy LX spokes color:

<input type="checkbox"/>	Black	<input type="checkbox"/>	Blue	<input type="checkbox"/>	Green	<input type="checkbox"/>	Orange	<input type="checkbox"/>	Pink
<input type="checkbox"/>	Purple	<input type="checkbox"/>	Red	<input type="checkbox"/>	White	<input type="checkbox"/>	Yellow		

4. REAR WHEELS / SEAT HEIGHT (CONT)

Handrim			
<i>See APPENDIX in page 7 for availability. See Page 6 for color handrim option.</i>			
<input type="checkbox"/>	112HR1	Aluminum Anodized	NC
<input type="checkbox"/>	112HR29	Aluminum Powder coated colored	\$71.00
<input type="checkbox"/>	112HR4	Plastic Coated N/A w/ 25" & 26" Lite Spoke Wheels	\$112.00
<input type="checkbox"/>	112HR35	Stainless Steel Lite	\$112.00
<input type="checkbox"/>	112HR22	Natural Fit - Standard Grip	\$454.00
<input type="checkbox"/>	112HR23	Natural Fit - Super Grip	\$505.00
<input type="checkbox"/>	112HR25	Natural Fit - No Thumb Grip	\$393.00
<input type="checkbox"/>	112HR30	Natural Fit LT - Standard Grip	\$454.00
<input type="checkbox"/>	112HR31	Natural Fit LT - Super Grip	\$505.00
<input type="checkbox"/>	112HR32	Natural Fit LT - No Thumb Grip	\$393.00
<input type="checkbox"/>	112HR26	The Surge - Oval w/Gription Strip	\$408.00
<input type="checkbox"/>	112HR27	The Surge LT - Oval w/Gription Strip	\$439.00
<input type="checkbox"/>	112HR28	Q-Grip Neoprene Coated	\$357.00
<input type="checkbox"/>	112HR24	Spinergy Flex Rim Only available on Spinergy LX wheels 24" & 25" Blk spokes	\$714.00
<input type="checkbox"/>	112HR7	Omit Handrim N/A w/ Ultra Lightweight Wheels.	NC

Handrim Tab Mount options			
<i>Tab mount handrims option only available Spinergy, Proton and Ultra light wheels. Not all combinations of wheels available.</i>			
<input type="checkbox"/>	112TB1	Standard Tabs	NC
<input type="checkbox"/>	112TB3	Narrow Tabs	\$30.00

Front to Rear Seat Height Matrix	
12" Seat Depth	2.5" Max Front to Rear Seat Hgt.
13", 14" Seat Depth	3.0" Max Front to Rear Seat Hgt.
15", 16" Seat Depth	3.5" Max Front to Rear Seat Hgt.
17", 18" Seat Depth	4.0" Max Front to Rear Seat Hgt.
19", 20" Seat Depth	4.5" Max Front to Rear Seat Hgt.

Camber			
<i>6° N/A with 5 spoke Mag wheels.</i>			
<input type="checkbox"/>	112C11	0°	NC
<input type="checkbox"/>	112C12	3°	NC
<input type="checkbox"/>	112C14	6°	NC

Center of Gravity Preset			
<i>Measure from front of back post to the center of rear axle. Xtender 1"- 4".</i>			
<input type="checkbox"/>	112CC12	0"	NC
<input type="checkbox"/>	112CC1	.5"	NC
<input type="checkbox"/>	112CC2	1.0"	NC
<input type="checkbox"/>	112CC3	1.5"	NC
<input type="checkbox"/>	112CC4	2.0"	NC
<input type="checkbox"/>	112CC5	2.5"	NC
<input type="checkbox"/>	112CC6	3.0"	NC
<input type="checkbox"/>	112CC7	3.5"	NC
<input type="checkbox"/>	112CC8	4.0"	NC

5. WHEEL LOCKS

Wheel Lock			
<i>Not all wheel locks available in all seat depths, wheel size, or COG.</i>			
<input type="checkbox"/>	112WL77	Standard - Push	NC
<input type="checkbox"/>	112WL45	Ergo Scissor	NC
<input type="checkbox"/>	112WL88	Knee lever	\$75.00
<input type="checkbox"/>	112WL30	Compact	\$143.00
<input type="checkbox"/>	112WL10	Omit Wheel Lock	NC

Direct Mount Wheel Lock (Optional)			
<i>Only available with 0° & 3° Camber and 24-25 rear wheels. No mounting clamp hardware, N/A with Aluminum or carbon fiber sideguards. N/A with mountain tires or rear suspension. N/A in 12"-15" seat depths. N/A with height adjustable armrests.</i>			
<input type="checkbox"/>	112WH16	Direct Mount Compact Wheel Lock	\$143.00

Extension Handle			
<i>Ext. handles only available with Knee lever wheel lock.</i>			
<input type="checkbox"/>	112EH6	E0961 Extension Handle (Pair)	\$77.00

Wheel Lock Options			
<input type="checkbox"/>	112WL12	Do Not Mount	NC

6. FOOTREST OPTIONS

Footrest			
NEW!			
<i>Angle Adjustable Flip Back N/A w/ 19-20 wide w/ 0" inset. Some Flip back configurations won't allow 2" ground clearance and will need to raise up.</i>			
<input type="checkbox"/>	112F229	Aluminum Tubular	NC
<input type="checkbox"/>	112F274	Aluminum Tubular w/ Snap On Cover	\$31.00
<input type="checkbox"/>	112F276	K0040 Angle Adjustable Flip Back	\$189.00
<input type="checkbox"/>	112F257	K0040 Angle Adjustable FB Composite	\$175.00
<input type="checkbox"/>	112F325	Angle Adjustable FB Carbon Fiber	\$189.00
<input type="checkbox"/>	112F51	K0040 Platform Footrest	\$97.00
<input type="checkbox"/>	112F67	K0040 Platform Footrest Composite	\$75.00
<input type="checkbox"/>	112F111	K0040 Ultra Lite Platform Footrest N/A w/ 14" wide and 2" inset, N/A w/ 19-20 wide w/ 0" inset	\$117.00
<input type="checkbox"/>	112F323	Platform Carbon Fiber footrest Not available on 19"-20" W	\$138.00

Adaptive Platform Spacer			
<i>N/A with Aluminum Tubular or Ultra Lite Platform.</i>			
<input type="checkbox"/>	112AD1	Adaptive Platform 2" Spacer	\$97.00
<input type="checkbox"/>	112AD2	Adaptive Platform 4" Spacer	\$97.00
<input type="checkbox"/>	112AD3	Adaptive Platform 6" Spacer	\$97.00

Footrest Options			
<i>High Mount N/A w/ Tubular footrest.</i>			
<input type="checkbox"/>	112DI03	K0038 Leg Strap	\$41.00
<input type="checkbox"/>	112DI04	K0038 Extra Leg Strap	\$41.00
<input type="checkbox"/>	112DI05	Gel Hanger Cover	\$107.00
<input type="checkbox"/>	112DI07	Neoprene Impact Guards	\$92.00
<input type="checkbox"/>	112DI02	Wear Pads	\$51.00
<input type="checkbox"/>	112DI06	Position Plates NA for Tubular Footrest	\$51.00
<input type="checkbox"/>	112DI08	High Mount options	\$56.00

Lower Leg Length (LLL)

Lower Leg Length is **measured from seat sling to the top rear of the footrest.** See Appendix on Page 7. A minimum 2" ground clearance is required below the footrest. If the selected configuration results in less than 2" of ground clearance the footrest will be raised to 2" ground clearance, which may alter the lower leg length measurement. Available lower leg length is dependent on frame selection including adapter spacers.

<input type="checkbox"/> 6"	<input type="checkbox"/> 8"	<input type="checkbox"/> 10"	<input type="checkbox"/> 12"	<input type="checkbox"/> 14"	<input type="checkbox"/> 16"	<input type="checkbox"/> 18"	<input type="checkbox"/> 20"
<input type="checkbox"/> 6.5"	<input type="checkbox"/> 8.5"	<input type="checkbox"/> 10.5"	<input type="checkbox"/> 12.5"	<input type="checkbox"/> 14.5"	<input type="checkbox"/> 16.5"	<input type="checkbox"/> 18.5"	<input type="checkbox"/> 20.5"
<input type="checkbox"/> 7"	<input type="checkbox"/> 9"	<input type="checkbox"/> 11"	<input type="checkbox"/> 13"	<input type="checkbox"/> 15"	<input type="checkbox"/> 17"	<input type="checkbox"/> 19"	
<input type="checkbox"/> 7.5"	<input type="checkbox"/> 9.5"	<input type="checkbox"/> 11.5"	<input type="checkbox"/> 13.5"	<input type="checkbox"/> 15.5"	<input type="checkbox"/> 17.5"	<input type="checkbox"/> 19.5"	

7. BACKREST

Adjustable Back Type Options			
<input type="checkbox"/>	112BT96	Folding w/ Double Lock Down Angle Adjustable	NC
<input type="checkbox"/>	112BT122	Freestyle Backrest Folding w/Double Lock Down	\$199.00

NEW! Active Rigid Back Type Options			
0° Equal is perpendicular to floor, + means forward. See Fig 6 in page 7			
<input type="checkbox"/>	112BT97	Active Fixed Backrest	NC
		Setting <input type="checkbox"/> -4 <input type="checkbox"/> -2 <input type="checkbox"/> 0 <input type="checkbox"/> +2 <input type="checkbox"/> +4	

Choose Option 1 or 2

1. Aluminum Height Adjustable Backrest			
<input type="checkbox"/>	112B159	Setting 10" - 12" Back Height	NC
		<input type="checkbox"/> 10" <input type="checkbox"/> 11" <input type="checkbox"/> 12"	
<input type="checkbox"/>	112B139	Setting 12" - 14" Back Height	NC
		<input type="checkbox"/> 12" <input type="checkbox"/> 13" <input type="checkbox"/> 14"	
<input type="checkbox"/>	112B138	Setting 14" - 16" Back Height	NC
		<input type="checkbox"/> 14" <input type="checkbox"/> 15" <input type="checkbox"/> 16"	
<input type="checkbox"/>	112B137	Setting 16" - 20" Back Height	NC
		<input type="checkbox"/> 16 <input type="checkbox"/> 17 <input type="checkbox"/> 18 <input type="checkbox"/> 19 <input type="checkbox"/> 20	

OR

2. Ultra Lightweight Aluminum Fixed Backrest					
Select back height. 8", 9", or 10" only available with omit push handles.					
<input type="checkbox"/>	112BB21	8"	\$77.00	<input type="checkbox"/>	112BB17 14" \$77.00
<input type="checkbox"/>	112BB20	9"	\$77.00	<input type="checkbox"/>	112BB18 15" \$77.00
<input type="checkbox"/>	112BB13	10"	\$77.00	<input type="checkbox"/>	112BB19 16" \$77.00
<input type="checkbox"/>	112BB14	11"	\$77.00	<input type="checkbox"/>	112BB10 17" \$77.00
<input type="checkbox"/>	112BB15	12"	\$77.00	<input type="checkbox"/>	112BB11 18" \$77.00
<input type="checkbox"/>	112BB16	13"	\$77.00	<input type="checkbox"/>	112BB12 19" \$77.00

Back release options			
<i>Twist-lock bar N/A with Freestyle back or Height Adjustable backrest. N/A with 12"-13" width.</i>			
<i>Back release options N/A with Active Rigid backrest</i>			
<input type="checkbox"/>	112OD24	Push-bar release	STD
<input type="checkbox"/>	112OD25	Twist-lock release	\$175.00

Towel Bar			
<input type="checkbox"/>	112QT01	Standard Style - 4" Offset	NC
<input type="checkbox"/>	112QT11	Narrow Profile - 3" Offset <i>Limited w/Solid Backs, Not suggested with 19" & 20" wide.</i>	\$51.00

Push Handles			
<i>Integral push handles N/A with Active Rigid backrest.</i>			
<input type="checkbox"/>	112PH6	Integral Push Handles	NC
<input type="checkbox"/>	112PH5	Fold Down Push Handles <i>N/A w/ 10"-12" adj height & 8"-12" fixed height. N/A w/ standard EXO upholstery.</i>	\$102.00
<input type="checkbox"/>	112PH2	Omit Push Handles	NC

Backrest Options			
<i>Telescoping Push Handles have Double "D" tubing to eliminate rotation. Available with Omit push handle and EXO / EXO Pro Tension Adjustable upholstery only.</i>			
<input type="checkbox"/>	112A192	Telescoping Push Handles	\$219.00
<input type="checkbox"/>	112A195	Telescoping Push Handles - Tall	\$219.00

JAY J3 Back			
<input type="checkbox"/>	112JB01	J3 Back <i>To order a J3 Back please select Omit Back Upholstery. See J3 Back Order Form for Part #'s. N/A w/Freestyleback.</i>	Price List

Backrest Upholstery			
<i>EXO Standard and Tension Adj upholstery binding is Standard black.</i>			
<input type="checkbox"/>	112BU88	Standard Upholstery EXO	NC
Color Binding: <input type="checkbox"/> Silver <input type="checkbox"/> Orange <input type="checkbox"/> Red <input type="checkbox"/> Blue			\$15.00
<input type="checkbox"/>	112BU70	E2611 Backrest Tension Adj Ballistic Nylon <i>*Reference 186BU70 for billing</i>	\$321.00
<input type="checkbox"/>	112BU89	E2611 Backrest Tension Adj EXO <i>*Reference XXXBU89 for billing</i>	\$337.00
Color Binding: <input type="checkbox"/> Silver <input type="checkbox"/> Orange <input type="checkbox"/> Red <input type="checkbox"/> Blue			\$15.00
<input type="checkbox"/>	112BU90	E2611 Backrest Tension Adj EXO Pro 3DX <i>*Reference 186BU71 for billing</i>	\$337.00
Color Binding: <input type="checkbox"/> Silver <input type="checkbox"/> Orange <input type="checkbox"/> Red <input type="checkbox"/> Blue			\$15.00
<input type="checkbox"/>	112BU14	Omit Back Upholstery	-\$15.00

Military Service Patches			
<input type="checkbox"/>	112VU1	US Marines Patch	\$102.00
<input type="checkbox"/>	112VU2	US Army Patch	\$102.00
<input type="checkbox"/>	112VU3	US Navy Patch	\$102.00
<input type="checkbox"/>	112VU4	US Air Force Patch	\$102.00
<input type="checkbox"/>	112VU12	Coast Guard Patch	\$102.00
<input type="checkbox"/>	112VU5	Purple Heart Patch	\$102.00
<input type="checkbox"/>	112VU8	Purple Heart with Marines Patch	\$158.00
<input type="checkbox"/>	112VU9	Purple Heart with Army Patch	\$158.00
<input type="checkbox"/>	112VU10	Purple Heart with Navy Patch	\$158.00
<input type="checkbox"/>	112VU11	Purple Heart with Air Force Patch	\$158.00
<input type="checkbox"/>	112VU13	Purple Heart with Coast Guard Patch	\$158.00

Freestyle Backrest Option 3

Accessories such as head supports & lateral supports are not available with Freestyle backrest. The Freestyle back comes standard with a small lumbar positioning component Available with Plastic side guards and limited ranges with Carbon fiber sideguard with fender. Chair Seat depth will be reduced by 1" with backrest.

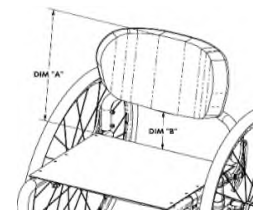
Backrest Type			
<input type="checkbox"/>	112JB06	E2613 JAY J3 Back LT Aluminum model (J3PAXXXYYZZ)	\$546.00
<input type="checkbox"/>	112JB07	E2613 JAY J3 Back LT Carbon Fiber model (J3CFPAXXXYYZZ)	\$915.00

Backrest Width			
<input type="checkbox"/>	112JQ01	14" Backrest Width	NC
<input type="checkbox"/>	112JQ02	16" Backrest Width	NC
<input type="checkbox"/>	112JQ03	18" Backrest Width	NC
<input type="checkbox"/>	112JQ04	20" Backrest Width	NC

Backrest Height			
<i>Medium size backrest not available in Carbon Fiber.</i>			
<input type="checkbox"/>	112QF04	Small 6.5" shell hgt, 9" back height	NC
<input type="checkbox"/>	112QF05	Medium 8" shell hgt, 10.5" back height	NC
<input type="checkbox"/>	112QF06	Tall 9.5" shell hgt, 12" back height	NC

Backrest Color			
<i>Not applicable with carbon fiber back or Zebra color.</i>			
<input type="checkbox"/>	112GZ01	Black	NC
<input type="checkbox"/>	112GZ02	Matching Frame- Standard Colors	NC
<input type="checkbox"/>	112GZ03	Matching Frame- Personalized Color	\$51.00

Height Ranges	Dim "A"	Dim "B"
Small	12.0" - 14.5"	3.0" - 5.5"
Medium	12.0" - 16.0"	1.5" - 5.5"
Tall	12.0" - 17.5"	0.5" - 5.5"



8. ARMREST / SIDEGUARDS

Armrest - Padded Swing Away

Some limitations when used with the Angle Adjustable Back in the rear most setting
Please select a setting, will default to 11" if no selection is made.

<input type="checkbox"/>	112AA162		Padded Swing-Away Fixed height (13")	NC
<input type="checkbox"/>	112AA18	E0973	Padded Swing-Away STD (9" to 14")	\$230.00
Setting <input type="checkbox"/> 9" <input type="checkbox"/> 10" <input type="checkbox"/> 11" <input type="checkbox"/> 12" <input type="checkbox"/> 13" <input type="checkbox"/> 14"				

Armrest - Height Adjustable

<input type="checkbox"/>	112AA11	E0973	Single Post Height Adjustable - Std Range 8" - 13". Adjust in 1" increments	\$291.00
<input type="checkbox"/>	112AA29	E0973	Single Post Height Adjustable - Low Range 6.5" - 10.5". Adjust in 1" increments	\$291.00

Armpad - For Height Adjustable

<input type="checkbox"/>	112AM23		Desk Length (10") Classic	NC
<input type="checkbox"/>	112AM21		Desk Length (10") Contour	NC
<input type="checkbox"/>	112AM24		Full Length (14") Classic	NC
<input type="checkbox"/>	112AM22		Full Length (14") Contour	NC
<input type="checkbox"/>	112AM27		Ergo Pad (12")	NC

NEW! Side Guards

Increases overall width of chair. Some interference may exist w/ padded SA arms at lowest settings Not available w/Height Adjustable Arms. **Alum Flip sideguard option N/A with Twist-lock fold release, Freestyle back and Active Rigid.**

<input type="checkbox"/>	112SG33	K0108	Plastic Standard	\$148.00
<input type="checkbox"/>	112SG29	K0108	Plastic Low	\$148.00
<input type="checkbox"/>	112SG35	K0108	Aluminum	\$250.00
<input type="checkbox"/>	112SG36	K0108	Aluminum w/ Fender	\$281.00
<input type="checkbox"/>	112SG12	K0108	Carbon Fiber	\$469.00
<input type="checkbox"/>	112SG41	K0108	Carbon Fiber Long w/LG Fender	\$530.00
<input type="checkbox"/>	1129A05	K0108	Flip Back Option Aluminum side guard only.	\$100.00

Side Guard - Color Option

Available with Aluminum or Aluminum with Fender. Not applicable to carbon fiber options.

<input type="checkbox"/>	112GE01		Black	NC
<input type="checkbox"/>	112GE02		Matching Frame- Standard Colors	NC
<input type="checkbox"/>	112GE03		Matching Frame- Personalized Color	\$51.00

9. KEY OPTIONS AND ACCESSORIES

Anti Tips

Anti Tip Single Side N/A 12W-14W range, N/A w/ Rear suspension. Included with Xtender.

<input type="checkbox"/>	112AT1	E0971	Anti Tips (Pair)	\$153.00
<input type="checkbox"/>	112AT14	E0971	Anti Tip Single Side - Flip Up <input type="checkbox"/> Left <input type="checkbox"/> Right (Facing from rear)	\$179.00
<input type="checkbox"/>	112AT83	E0971	Tip assist <input type="checkbox"/> Right Mnt <input type="checkbox"/> Left Mnt	\$31.00
<input type="checkbox"/>	112AT20	E0971	Sport Anti Tip / 5th wheel	\$153.00

Active lifestyle options

LED lights mounted on caster arms, battery & controller on leg strap.
Leg strap included with LED lights.

<input type="checkbox"/>	112A1		Backpack - Adult	\$77.00
<input type="checkbox"/>	112A2		Backpack - Kids	\$61.00
<input type="checkbox"/>	1121A01		Seat Pouch Black	\$51.00
<input type="checkbox"/>	1128A47		Mobile phone pocket	\$26.00
<input type="checkbox"/>	1129A06		Twin LED lights	\$220.00
<input type="checkbox"/>	112A999		Quickie Water Bottle & Holder	\$56.00

Spoke Guards

Only available with Lite spoke. N/A w/ Xtender Power Assist.

<input type="checkbox"/>	1124A01	K0065	Quickie Black Spoke Guard	\$117.00
<input type="checkbox"/>	1124A02	K0065	Quickie Clear Spoke Guard	\$117.00

Positioning Belt

<input type="checkbox"/>	112A117	E0978	Belt 2" Aircraft Buckle w/Clamps	\$112.00
<input type="checkbox"/>	112A118	E0978	Belt 2" Aircraft Buckle Pad w/Clamp	\$122.00
<input type="checkbox"/>	112A141	E0978	Belt 1.5" Auto Buckle w/Clamps	\$71.00
<input type="checkbox"/>	112A804		Positioning Belt Clamps Only	\$51.00

NEW! Accessories

<input type="checkbox"/>	112A2100	E2207	Crutch Holder	\$199.00
<input type="checkbox"/>	1128A21		Tool Kit	\$56.00
<input type="checkbox"/>	112NP01		Gel Swing Away Pad	\$153.00
<input type="checkbox"/>	1129A07		Frame Protections pads	\$100.00

10. COLOR

Standard Frame Color

Handrim color option only available if Aluminum Coated colored option was selected.
Black not available as base w/Zebra.

<input type="checkbox"/>	112C140		Aztec Gold	<input type="checkbox"/>	Handrim
<input type="checkbox"/>	112C118		Bead Blast	<input type="checkbox"/>	
<input type="checkbox"/>	112C2		Black (Not avail as base w/Zebra)	<input type="checkbox"/>	
<input type="checkbox"/>	112C141		Black Cherry	<input type="checkbox"/>	
<input type="checkbox"/>	112C10		Black Opal	<input type="checkbox"/>	
<input type="checkbox"/>	112C38		Blue Opal	<input type="checkbox"/>	
<input type="checkbox"/>	112C36		Candy Blue	<input type="checkbox"/>	
<input type="checkbox"/>	112C14		Candy Purple	<input type="checkbox"/>	
<input type="checkbox"/>	112C35		Candy Red	<input type="checkbox"/>	
<input type="checkbox"/>	112C142		Electric Blue	<input type="checkbox"/>	
<input type="checkbox"/>	112C143		Evergreen	<input type="checkbox"/>	
<input type="checkbox"/>	112C44		Glossy White	<input type="checkbox"/>	
<input type="checkbox"/>	112C126		Glow	<input type="checkbox"/>	
<input type="checkbox"/>	112C144		Green Apple	<input type="checkbox"/>	
<input type="checkbox"/>	112C147		Hot Sparkle Pink	<input type="checkbox"/>	
<input type="checkbox"/>	112C148		Mauve Pink	<input type="checkbox"/>	
<input type="checkbox"/>	112C103		Rootbeer	<input type="checkbox"/>	
<input type="checkbox"/>	112C114		Sparkle Silver	<input type="checkbox"/>	
<input type="checkbox"/>	112C145		Sunrise Orange	<input type="checkbox"/>	
<input type="checkbox"/>	112C113		Titanium Color Paint	<input type="checkbox"/>	
<input type="checkbox"/>	112C8		Yellow	<input type="checkbox"/>	

Matte Frame Colors

Handrim color option only available if Aluminum Coated colored options was selected.

<input type="checkbox"/>	112C116		Matte Black	<input type="checkbox"/>	Handrim
<input type="checkbox"/>	112C151		Matte Black Cherry	<input type="checkbox"/>	
<input type="checkbox"/>	112C150		Matte Electric Blue	<input type="checkbox"/>	
<input type="checkbox"/>	112C149		Matte Evergreen	<input type="checkbox"/>	
<input type="checkbox"/>	112C152		Matte Purple	<input type="checkbox"/>	

Personalized Frame Color

<input type="checkbox"/>	112C112		Desert Camouflage	\$403.00
<input type="checkbox"/>	112C43		Mossy Oak Camouflage	\$403.00
<input type="checkbox"/>	112C42		Stars & Stripes	\$403.00
<input type="checkbox"/>	112C108		Zebra (Choose above base color) Std with White unless above base paint is chosen N/A w/ Blk, Matte Black, Blk Opal, Titanium or Bead Blast).	\$403.00

Frame Decal Colors

Applies to front caster link decals and aluminum & carbon fiber sideguards.

<input type="checkbox"/>	112D16		Black	NC
<input type="checkbox"/>	112D17		Blue	NC
<input type="checkbox"/>	112D18		Orange	NC
<input type="checkbox"/>	112D19		Red	NC
<input type="checkbox"/>	112D20		Silver	NC

10. COLOR (CONT)

Anodized Color Package

Forks, Rear Axle Clamp, and backrest bracket. N/A with Frog Legs.

<input type="checkbox"/>	112EB07	Black	NC
<input type="checkbox"/>	112EB08	Blue	\$163.00
<input type="checkbox"/>	112EB13	Gold	\$163.00
<input type="checkbox"/>	112EB09	Lime Green	\$163.00
<input type="checkbox"/>	112EB10	Purple	\$163.00
<input type="checkbox"/>	112EB11	Red	\$163.00
<input type="checkbox"/>	112EB12	Ti Grey	\$163.00

Built For Me

To inquire about any unique personalized for Quicke products, contact:
Phone: (800) 333 - 4000, Option #3, Fax: (800) 333 9011



-4° -2° 0° +2° +4°

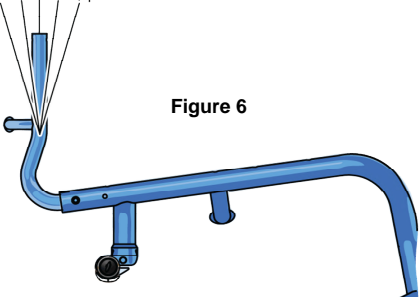



Figure 6

Frame Graphics

Graphic designs on front frame tubes. N/A with transit & Matte Black Cherry.

<input type="checkbox"/>	1128A24	Bloom	\$311.00
<input type="checkbox"/>	1128A25	Dragon	\$311.00
<input type="checkbox"/>	1128A26	Ghost Flames	\$311.00
<input type="checkbox"/>	1128A27	Retro Squares	\$311.00
<input type="checkbox"/>	1128A28	Tribal	\$311.00
<input type="checkbox"/>	1128A33	Floating Dots Black	\$250.00
<input type="checkbox"/>	1128A34	Floating Dots Matte Black	\$250.00
<input type="checkbox"/>	1128A78	Floating Dots Blue	\$250.00
<input type="checkbox"/>	1128A76	Floating Dots Orange	\$250.00
<input type="checkbox"/>	1128A35	Floating Dots Silver (grey)	\$250.00
<input type="checkbox"/>	1128A77	Floating Dots Red	\$250.00

Frame graphics



11. APPENDIX

Wheels

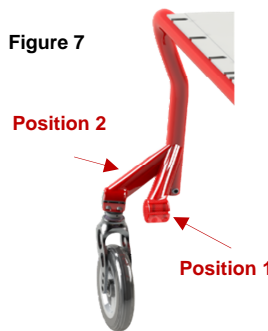
Handrims	5 Spoke Mag	Lite Spoke	Ultra Lightweight	Spinergy	Mountain	Proton
Aluminum Anodized/ Painted	20,22,24	20,22,24,26	22,24,25	22,24,25,26	24	24,25
Plastic Coat	20,22,24	22,24		22,24,25,26	24	
Stainless Steel Lite			24,25	24,25		24,25
Natural Fit - Standard Grip	24	22,24,25,26		22,24,25,26		
Natural Fit - No Thumb Grip	24	22,24,25,26		22,24,25,26		
Natural Fit - Super Grip	24	22,24,25,26		22,24,25,26		
Natural Fit LT - Std Grip	24	22,24,25,26		22,24,25,26		
Natural Fit LT - Super Grip	24	22,24,25,26		22,24,25,26		
Natural Fit LT - No Thumb Grip	24	22,24,25,26		22,24,25,26		
Surge - Oval w/Gripion Strip		22,24,25,26		22,24,25,26		
Surge LT - Oval w/Gripion Strip		22,24,25,26		22,24,25,26		
Q Grip Neoprene Coated		24,25		24,25		
Spinergy Flex Firm				24,25		
Omit Handrim	20,22,24			22,24,25,26	24	

Wheel

Tire	5 Spoke Mag	Lite Spoke	Ultra Lightweight	Spinergy	Proton
Pneumatic	20,22,24	20,22,24,26		22,24,26	24
Pneumatic w/ Airless Insert	20,22,24	20,22,24,26		22,24,26	
Pneum w/ Airless Insert - LTW	24	24		24	
Full Poly	20,22,24	20,22,24		22,24	
SHOX Performance Poly	20,22,24	20,22,24,25		22,24,25	
Primo Orion Poly	24	24		24	
High-Pressure Clinch Blk	22,24	22,24,26	24	22,24,26	24
Schwalbe Marathon Plus	24	24,25,26	22,24,25	24,25,26	24,25
Schwalbe One	24	24,25	24,25	24,25	24,25
Schwalbe Down Town	24	24	24	24	24
Schwalbe Right Run	24	24	24	24	24
Knobby V Trak by Kenda	24	24	24	24	24
Mountain		24		24	

20"= 451 mm 22"= 501 mm 24"= 540 mm 25"= 559 26"= 590

Figure 7



Lower Leg Length

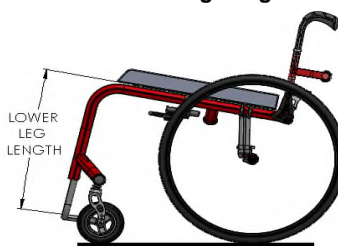
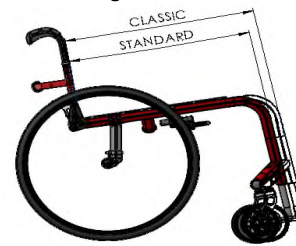


Figure 3



Sunrise Medical (US) LLC
2842 Business Park Ave. · Fresno, CA 93727 · USA