



THE ROHO® JETSTREAM PRO® BACK SUPPORT SYSTEM

**INCREDIBLY
LIGHTWEIGHT**

The new JetStream Pro® from The ROHO Group revolutionizes the back support market with a high performance back that weighs only ounces more than standard upholstery. With its lightweight and stable design, this ultralight back is specifically designed to maximize the performance of any mobility base. Sharp, clean lines combined with cutting edge materials make the JetStream Pro as appealing to the eye as it is lightweight.

**OPTIMIZES
PERFORMANCE**

Invented by a wheelchair user who was frustrated with heavy, noisy, and industrial looking back support options, the JetStream Pro was designed with the specific needs of the wheelchair user in mind. CF (Carbon Fiber) technology assures users a superior strength and a no-nonsense, sleek, straight-forward design that they have been seeking.

SLEEK DESIGN

**POSTURAL
SUPPORT**



JETSTREAM PRO® BACK SUPPORT SYSTEM

A RIGID, HIGH PERFORMANCE BACK THAT WEIGHS LESS THAN TWO POUNDS.

Pushing four or five extra pounds can result in shoulder injury, fatigue, and ultimately a loss of independence. Any added weight to a wheelchair adds to the weight that the user has to push. Ultralight materials for wheelchair construction are commonplace for weight and efficiency benefits. Why add an additional four or five pounds to a mobility system by choosing a bulky back support? The JetStream Pro is the high performance companion to any high performance wheelchair.

EFFICIENCY WITHOUT COMPROMISE.

The design and efficient hardware of the JetStream Pro maximizes efficiency of performance chairs, as well as quiets the annoying clicks and clattering associated with most commercial backs. The hardware is easy to set up and is designed to enhance the lightweight, high performance nature of the carbon fiber backrest. The JetStream Pro optimizes performance of the mobility system.

UNPARALLELED SUPPORT.

The rigid construction of the JetStream Pro provides postural support at the posterior superior iliac spine (PSIS) and lateral trunk. It eliminates the negative effects of a sling back, minimizes postural deformities, and encourages mid-line positioning; all without adding significant weight to the mobility system.






JetStream Pro® privacy flap standard with purchase



Available with adjustable hardware.



Lateral Pads available in either fixed or swing-away models.

APPLICATIONS	SPECIFICATIONS	MORE PRODUCTS FROM ROHO
<p>THE JETSTREAM PRO BACK SUPPORT SYSTEM IS MOST EFFECTIVE FOR USERS WHO:</p> <ul style="list-style-type: none"> - want to maximize the performance of their wheelchair - want to minimize the weight of their mobility system - use high performance wheelchairs - have, or have potential for, shoulder or back pain - want a back support that is sleek and attractive - require postural support 	<p>INCLUDES: Back Support, mounting hardware (adjustable or fixed. Please specify.), cushion, cover, installation wrench, privacy flap and instruction manual.</p> <p>CONSTRUCTION: Carbon fiber shell; machined aluminum mounting hardware; polyurethane foam shell insert; ballistic nylon cover.</p> <p>SIZES: Standard Height 16.5" (42cm), Medium Height 13" (33cm), and Low Height 10" (25cm) backs; 14" (36cm) through 18" (46cm) wide in 1" (3 cm) increments.</p> <p>WEIGHT: Approx. 2 lbs. (1 Kg) based on 16" (41cm) wide, standard height back.</p> <p>WARRANTY: 24-month Limited Warranty.</p> <p>WEIGHT LIMIT: 250 lbs.</p> <p>ANGLE ADJUSTMENT (ADJUSTABLE MODEL ONLY): Standard: 15° full forward or full back. Low: 22° full forward or full back.</p> <p>WIDTH ADJUSTMENT (ADJUSTABLE MODEL ONLY): Approximately 1" (3cm) wider or narrower than size ordered.</p> <p>DEPTH ADJUSTMENT (ADJUSTABLE MODEL ONLY): Approx. 3" (8cm) – depends on seat post cross bar.</p>	<p>CONTOUR SELECT® CUSHION</p>  <p>NEXUS SPIRIT® CUSHION</p>  <p>HARMONY® CUSHION</p>  <p>FOR ADDITIONAL INFORMATION, PLEASE CONTACT:</p> <div style="border: 1px dashed black; height: 100px; width: 100%;"></div>
<p>FEATURES & BENEFITS</p> <p>LIGHTWEIGHT: Minimizes the stress on the user's body and maximizes independence.</p> <p>OPTIMIZES PERFORMANCE: Tight design maximizes the effectiveness of every push of the wheelchair.</p> <p>ATTRACTIVE: Carbon Fiber is sleek and provides a smooth finish.</p>		



100 North Florida Avenue • Belleville, IL 62221-5429 • USA • www.therohogroup.com
 U.S.: 1 800 851 3449 • 1 618 277 9173 • fax 1 888 551 3449
 Outside the U.S.: 1 618 277 9150 • fax 1 618 277 6518

©2009 ROHO, Inc. Manufactured by ADI, Inc. The following are registered trademarks of ROHO, Inc.: ROHO®, shape fitting technology®, JetStream Pro®, CONTOUR SELECT®, HIGH PROFILE®, HARMONY® and QUADTRO SELECT®.

ROHO, Inc. has a policy of continual product improvement and reserves the right to amend specifications presented in this sell sheet.