



Home Care Beds

Yes, you can.®

- *Beds*
- *Mattresses*
- *Bed Rails*



The Invacare IVC™ Home Care Bed delivers long-term savings over the lifecycle of the bed. It is durable and washable, reducing repair and cleaning costs, while its interchangeability reduces inventory. All of the IVC bed features have been designed to make the bed easier to deliver, set up, clean and maintain.

Features

- IVC bed components – universal bed ends, headspring and footspring – are interchangeable with the original Invacare® Home Care Bed
- Universal bed ends simplify inventory – store just one universal bed end instead of three different ones
- Universal bed ends can be used as either the headboard or footboard on any Invacare bed (semi-electric, full-electric or manual, IVC or original) with the use of the IVC drive shaft with silver decal
- High-impact bed end panels are 22 times stronger than fiberboard, with better impact and scratch resistance
- DC low voltage motor system is faster, quieter and lighter than traditional AC systems
- Motor system, bed frame, hand pendant and bed ends are completely washable with standard water pressure (power washing is not recommended); motor system with waterproof enclosures is rated IP66
- Ergonomic hand pendant comes with durable strain relief, heavy-duty cord, and an optional hand pendant cradle is available for convenient storage of hand pendant (part no. 26975)
- Two locking and two non-locking casters with non-marring rubber tread for secure positioning
- Enhanced caster sockets provide better retention during delivery and setup
- Color-coded connections on junction box make maintenance easier
- Double-insulated junction box eliminates need for grounding prong
- Emergency crank provided allows all motors to be operated manually in the event of a power failure
- 450 lb. total weight capacity
- UL73, UL962, UL2601-1 and CSA certified
- Extended maintenance schedule – every three years or with every new user



Invacare® 5310IVC Semi-Electric Bed

The Invacare® IVC™ Semi-Electric Bed combines effortless positioning of the upper body and knees with the economy of manual bed height adjustment. The pendant control provides motorized positioning of the upper body and/or knees. A manual crank located at the foot end of the bed adjusts bed frame height for caregiver assistance.



Specifications

5310IVC Semi-Electric Bed

Dimensions

Bed height*	15" min. - 23" max.
Sleep surface	36" width - 80" length
Overall bed	36" width - 88" length

	Carton size	Shipping weight
5000IVC Headspring	44" w x 36" l x 8" d	45 lb.
5890IVC Footspring	47" w x 37" l x 8" d	72 lb.
5301IVC Universal bed ends	39" w x 25" l x 7" d	55 lb.

Limited warranty

All welds	lifetime
Mechanical/electrical	3 years

*Measurement from floor to bed deck.

Invacare® 5410IVC Full-Electric Bed

The Invacare® IVC™ Full-Electric Bed offers the greatest convenience for the patient and caregiver. The easy-to-use pendant control provides motorized positioning of the upper body and knees, and also adjusts bed frame height for efficient use of accessories and for safe and easy transfer.



Specifications

5410IVC Full-Electric Bed

Dimensions

Bed height*	15" min. - 23" max.
Sleep surface	36" width - 80" length
Overall bed	36" width - 88" length

	Carton size	Shipping weight
5000IVC Headspring	44" w x 36" l x 8" d	45 lb.
5490IVC Footspring	47" w x 37" l x 8" d	76.5 lb.
5301IVC Universal bed ends	39" w x 25" l x 7" d	55 lb.

Limited warranty

All welds	lifetime
Mechanical/electrical	3 years

*Measurement from floor to bed deck.

Invacare® 5307IVC Manual Bed

The Invacare® IVC™ Manual Bed offers the same convenient features as electric models, but adjusts manually for greatest economy. Manual cranks located at the foot end of the bed raise and lower upper body and knees, as well as bed height.



Specifications

5307IVC Manual Bed

Dimensions

Bed height*	15" min. - 23" max.
Sleep surface	36" width - 80" length
Overall bed	36" width - 88" length

	Carton size	Shipping weight
5000IVC Headspring	44" w x 36" l x 8" d	45 lb.
5770IVC Footspring	47" w x 37" l x 7.5" d	61.5 lb.
5301IVC Universal bed ends	39" w x 25" l x 7" d	55 lb.

Limited warranty

All welds	lifetime
Mechanical/electrical	3 years

*Measurement from floor to bed deck.

Invacare® 5410LOW IVC™ Full-Electric Low Bed

Invacare brings the safety and convenience of a low bed into the Home Care Bed Series with the new IVC™ Full-Electric Low Bed. The split-spring design incorporated into the standard low bed profile combines the easy, one-person delivery of an Invacare® bed with the benefits of a low bed, where rails are not desirable or appropriate, but potential injuries from falling out of bed are still a concern. The IVC Low Bed ends are fully compatible with existing Invacare full-electric bed frame inventories and the IVC drive shaft, simplifying inventory management for providers and long-term care facilities.



Specifications

5410LOW IVC Full Electric Low Bed

Bed height*	9.5" min. - 20" max.
Sleep surface	36" W - 80" L
Overall bed	36" W - 88" L

	Carton size	Shipping weight
5000IVC Headspring	44" w x 36" l x 8" d	44 lb.
5490IVC Footspring	47" w x 37" l x 8" d	76.5 lb.
5301LOW Universal bed ends	39" w x 25" l x 7" d	55 lb.

Limited warranty

All welds	lifetime
Mechanical/electrical	3 years

*Measurement from floor to bed deck.



Low Bed in highest position.



Low Bed in lowest position.

The Invacare® IVC™ Bariatric Bed is a heavy-duty full-electric bed frame designed for bariatric individuals, capable of supporting up to 600 pounds. The bed frame extends to the edges of the bed deck for better support than other split-spring Bariatric Beds. Using the hand pendant, the client or caregiver is able to change the positioning of the head and foot sections, as well as the bed height. Despite being a substantial bed, setup within the home is easy.

Features

- Heavy-duty frame design ensures added strength for client support
- Heavy-duty bed sleep surface is 17% larger than conventional beds to ensure comfortable positioning
- Split-spring design with universal bed ends for ease in setup
- No special tools necessary for in-home setup
- Easy-release motor mounts allow quick motor removal
- Robotically welded, steel frame construction
- Pendant allows for dynamic client positioning
- Quiet, smooth operation
- Emergency crank manually functions to lower any raised section of bed
- UL73 certified
- Use with Invacare bariatric mattress (BARMATT) and bed rails (BAR6640IVC)
- 600-lb. client weight capacity
- Meets K0456 criteria



Invacare® BAR600IVC Bariatric Bed

The Invacare BAR600IVC is a heavy-duty bed frame designed for bariatric individuals and capable of supporting up to 600 pounds. The easy-to-use pendant control provides motorized positioning of the head and foot sections, as well as the bed height.



Hand pendant



BAR600IVC with head raised

Specifications

BAR600IVC Bariatric Bed

Dimensions

Bed height *	min. 14" - max. 22"
Sleep surface length	80"
Sleep surface width	42"
Overall length	88"
Overall width	42"
Universal bed end	min. 27" - max. 34"

	Carton size	Shipping weight
BAR5000IVC Headspring	43.75" x 10.5" w x 45" d	114 lb.
BAR5490IVC Footspring	47.25" x 10.5" w x 45" d	97 lb.
BAR5401IVC Bed ends	45" x 7.5" w x 23" d	64 lb.

Limited warranty

All welds	lifetime
Frame/structure	5 years
Mechanical/electrical	1 year

*Measurement from floor to bed deck.


When properly used, bed rails are some of the most important security and accident prevention accessories used in the patient room today. Invacare bed rails are designed to meet the latest safety guidelines published by the FDA. For more information on bed rail safety visit the FDA website at www.fda.gov.



6629 Reduced Gap Full-Length Bed Rail

All Invacare bed rails feature durable chrome-plated, welded steel construction and are designed to withstand heavy-duty use. These rails can be installed permanently or semi-permanently on all spring-fabric medical-style beds.* These rails are easy to attach – no tools are necessary for assembly on most models.


*The 6631 home bed rail is for use with non-articulating home or dormitory-style beds.



Invacare® Reduced Gap Full-Length Bed Rail

Model no. 6629


- Durable $\frac{7}{8}$ " chrome-plated, welded steel construction
- Self-adjusting spring-loaded crossbraces snap easily into place without tools for quick installation
- Optional hardware is included for clamp-on



Invacare® Reduced Gap Economy Full-Length Spring-Loaded Bed Rail

Model no. 6650

- Durable $\frac{7}{8}$ " chrome-plated, welded steel construction
- Self-adjusting spring-loaded crossbraces snap easily into place without tools for quick installation



Invacare® Full-Length Spring-Loaded Bed Rail

Model no. 6628

- Heavy-duty 1" chrome-plated, welded steel construction
- Self-adjusting spring-loaded crossbraces snap easily into place without tools for quick installation
- Optional hardware is included for clamp-on
- Model no. 6628-TSS includes extra-wide crossbraces for use with TSS™ mattresses



Invacare® Reduced Gap Half-Length Bed Rail

Model no. 6630

- Heavy-duty 1" chrome-plated, welded steel construction
- Dual flat-channel crossbraces are secured with wing-nut clamp assemblies (some assembly required)
- For optimal security and convenience, four half-length rails are recommended (one set for head area and one set for foot area)



Invacare® Reduced Gap Heavy-Duty Half-Length Bed Rail

Model no. BAR6640IVC

- Heavy-duty 1" chrome-plated, welded steel construction
- Bolt-on hardware for added strength
- For optimal security and convenience, four half-length rails are recommended (one set for head area and one set for foot area)
- Use with BAR600IVC bed only



Invacare Reduced Gap Home Bed Rail

Model no. 6631

- Tubular $\frac{7}{8}$ " chrome-plated, welded steel side rails have crossbraces with ten preselected lengths from 36" to 62"
- For use with home or dormitory-style beds – fits between mattress and box spring
- Rails fit most single, double and queen-size beds (do not fit king-size beds)

Specifications

Model no.	Rail length*	Rail height above deck		Width between bed rails	Shipping weight	Limited warranty
		raised	lowered			
6628	56"	14.5"	3.75"	36"	31.5 lb.	3 years
6628-TSS	56"	14.5"	3.75"	38"	31.5 lb.	3 years
6629	55"	14.5"	4.25"	36"	27.5 lb.	3 years
6630	32"	15"	4.75"	36.5"	23.5 lb.	3 years
6631	37.5" min. - 56.5" max.	16"	5.25"	36" - 62"	29 lb.	3 years
BAR6640IVC	28.75"	15"	3.50"	35.5"	25 lb.	2 years
6650	55"	13.5"	4.50"	36"	28.5 lb.	2 years

*Measurement on flat bed with crossbraces installed as per instruction sheet.

Invacare® overbed tables are practical, easy-to-use units suitable for both home and institution. The table height easily adjusts for comfort while reading, writing or eating. These tables feature an attractive walnut wood-grained laminate top with a T-molded edge that is designed to resist damage. The heavy gauge chrome-plated, tubular welded steel construction ensures durability, and the 1.5" casters ensure smooth mobility of the table in any direction.



Invacare® Auto-Touch Overbed Table

Model no. 6417

- Light upward touch on patented spring-loaded locking handle allows table to elevate freely
- Light downward touch on table top locks table in position
- Unique "U" base design permits use with chairs



Invacare® Tilt-Top Overbed Table

Model no. 6418

- Adaptable tilt-top allows three angle positions in either direction using tilt-release lever
- Light upward touch allows table to elevate freely
- Light downward touch on table top locks it into position



Invacare® CareGuard™ Overbed Table

Model no. 6400

- Light upward touch allows table to elevate freely
- Light downward touch on table top locks table in position
- Economically priced

Specifications


Model no.	6417	6418	6400
Dimensions			
Table top	.75" d x 15" w x 30" l	.75" d x 15" w x 30" l	.75" d x 15" w x 30" l
Base	15.5" w x 26" l	15.5" w x 26" l	16.5" w x 26.25" l
Height adjustment	29" - 45"	25.75" - 39"	27" - 42"
Weight	27 lb.	28 lb.	22 lb.
Column/base/			
support bracket	14/16/13 gauge	14/16/13 gauge	14/14/13 gauge
Limited warranty	3 years	3 years	2 years



Bed Buggy

Model no. 5140

- Used to transport split-spring or assembled bedspring quickly and easily
- Allows for one-person setup in much less time
- Can be used on all Invacare beds



Extender Kit

Model no. 5143IVC for all Home Care Beds

- Designed to expand 80" bed frame to 84"
 - Complete with extended head pull tube and drive shaft, link fabric and helicals
 - Not available for bariatric bed
- Model no. BAR600IVC



Stor-A-Bed

Model no. 5142

- The ultimate bed storage unit. Uses both bed ends to transport or store bed. Helps maintain bed inventory, requiring less warehouse space
- Can be used on all Invacare beds

Now you can offer your customers the comfort, protection and durability of superior home care mattresses by Invacare, along with Invacare® mattress covers. Choose from innerspring or foam mattress. Mattress covers will keep your Invacare® mattress clean and fresh, and protect it from stains, odors, dust and incontinence. Covers are made of non-allergenic, waterproof vinyl, and are available in zippered and contoured styles.



Invacare® Phomvantage Home Care Foam Mattress

Model no. 5080, 5084, 5080CA and 5084CA

- Comfortable sleep surface minimizes patient complaints
- 50% lighter weight than most innerspring mattresses
- More flexible for deliveries to maneuver around corners in staircases and elevators
- Invacare® 5084 and 5084CA (not shown) available for use with 84" beds
- High quality 1.5 lb./cu.ft.-density foam provides comfort and durability in a solid, one-piece construction
- Durable 10.5-ounce vinylized nylon cover is antibacterial, anti-static, acid-resistant and waterproof for easy use and care
- Reversible for increased service life
- Models 5080CA and 5084CA meet fire safety standards listed in California Technical Bulletin 603



Invacare® Innerspring Mattress

Model no. 5085, 5085-84, 5085CA and 5085-84CA

- High quality .312 innerspring design
- Premium-grade cotton felt and high-density urethane foam are intertufted to eliminate component shifting and increase mattress life
- Durable 11-ounce vinyl cover is anti-bacterial, anti-static, acid-resistant and waterproof for easy use and care
- Equipped with two screened brass vents
- Invacare® 5085-84 and 5085-84CA (not shown) are available for use with extender kit
- Models 5085CA and 5085-84CA meet fire safety standards listed in California Technical Bulletin 603



Invacare® MC0195 zippered mattress cover comes individually wrapped; 12 per case.



Invacare® Bariatric Foam Mattress

Model no. BARMATT and BARMATTCA

- Constructed of latex-free materials
- Durable 11-ounce vinyl cover is anti-bacterial and waterproof for easy use and care
- High quality 2.6 lb./cu. ft.-density foam provides comfortable, firm support
- Model BARMATTCA meets fire safety standards listed in California Technical Bulletin 603




Invacare® MC0065 contoured mattress cover comes individually wrapped; 12 per case.

Specifications

Model no.	MC0195	MC0065	5080 5080CA	5084 5084CA	5085 5085CA	5085-84 5085-84CA	BARMATT BARMATTCA
Dimensions							
Overall length	80"	80"	80"	84"	80"	84"	80"
Overall height	6"	6"	5"	5"	6"	6"	7"
Overall width	36"	36"	36"	36"	35"	35"	42"
Gauge	4"	4"	n/a	n/a	n/a	n/a	n/a
Limited warranty	30 days	30 days	2 years	2 years	1 year	1 year	1 year


The Invacare® Group I Therapeutic Support Surfaces are designed to aid in the prevention and treatment of pressure ulcers. Three types of modalities allow you to choose the right product for the individual user. Product types include an alternating pressure pad system, gel overlay and a foam mattress replacement. All of these products are simple to use and easy to maintain.



Invacare® CareGuard™ 101 Home Care Foam Mattress

Model no. CG10180 AND CG10180CA

- Torso section of top layer anatomically sculptured for body conformity
- Head and heel section of top layer constructed of softer, pressure-absorbing foam
- Multiple layers of foam combine to provide maximum pressure reduction and durability - 1.85 lb., 29 ILD head and heel top layer, 1.8 lb., 36 ILD torso top layer and 46 ILD bottom layer
- Reversible head-to-foot with contour cuts to reduce shear
- Articulation cuts on bottom layer facilitate gatching
- Anti-microbial waterproof cover with a 70 denier top to reduce friction
- Non-slip bottom cover provides secure positioning on bed sleep surface
- Fire retardant – foam meets California Technical Bulletin #117 and mattress cover meets 16 CFR Part 1632, California Technical Bulletin #106
- Meets criteria for Medicare HCPCS billing code E0184
- Does not contain latex
- Model CG10180CA meets fire safety standards listed in California Technical Bulletin 603



Invacare® Gel Foam Mattress Overlay

Model no. IVCGFMO

- 10 large 2" thick gel bladders inside polyurethane foam
- Reversible for increased service life
- Durable aggressive base material with strong elastic corner securing straps reduce overlay movement
- Vapor permeable waterproof cover with low friction and shear (do not machine wash)
- Meets California Technical Bulletin #117 for fire retardancy
- Meets criteria for Medicare HCPCS billing code E0185
- Does not contain latex



Invacare® CareGuard™ APP Alternating Pressure Pad System

Model no. CG9701

- Advanced pump technology alternately inflates and deflates air cells
- Variable pressure setting for added patient comfort
- Pump can be mounted on the bed with built-in bracket
- Pad meets California Technical Bulletin #116 for fire retardancy
- Meets criteria for Medicare HCPCS billing code E0180
- Does not contain latex

Specifications

Model no.	Weight	Length	Width	Thickness	Power	Code approval	Weight capacity	Limited warranty*
CG10180	19 lb.	80"	35"	5"	n/a	n/a	250 lb.	2 years
IVCFMO	80"	34"	3.5"	n/a	n/a	250 lb.	6 months	
	Pump: 3.5 lb.	10"	6"	4"	115V, 160 HZ	UL-1431		1 year
CG9701	Pad: 4.6 lb.	118"	34"	2.5"	n/a	n/a	250 lb.	30 days

* For manufacturer's defects

Invacare is pleased to offer a line of traction equipment and accessories appropriate for home care use. We offer a fracture frame along with a full selection of traction accessories from which a complete personalized system can be built. The attending physician's instructions for selection and setup for this equipment should be followed explicitly. This product can be used to accommodate most prescribed home traction needs.



Invacare® Fracture Frame

Model no. 7030P


- Modular system allows frame to meet requirements of most prescribed traction
- Painted steel components for superior strength
- Vinyl-padded brackets clamp to bed ends
- For use only on metal framed bed ends such as those on Invacare home care beds

Specifications

Model no. 7030P

Dimensions

Overall height	60"
Height adjustment	n/a
Length	96"
Weight capacity	250 lb.
Shipping	via truck
Limited warranty	3 years



Bars with Clamps (above)

Model no.	Description
A 7830P	Upright bar with single clamp, 60"
7841P	Plain bar with double clamp, 36"

Plain Bars (above)

Model no.	Length
7810P	96"
B 7826P	36"

Traction Arms with Clamps (above)

Model no.	Length
C 7837P	18"
D 7838P	12"
E 7839P	9"



Traction Cord (above)


Model no.	Description
F 7605	Traction cord, 50 yards

Water Weight Bag and Carrier (above)

Model no.	Weight
G 7602	20-lb. bag
H 7603	Weight carrier

Iron Weights and Carrier (above)

Model no.	Weight
I 7971	1 lb.
J 7972	2 lb.
K 7975	5 lb.
L 7978	Weight carrier 14"

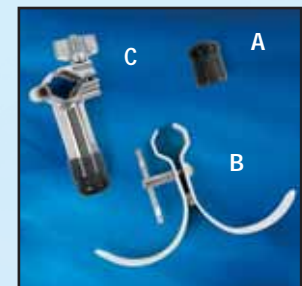


Grab Bar (above)

Model no.	Description
A 7941P	Grab bar with chain and clamp


Bed Bracket Clamps (above)

Model no.	Description
B 7950P	Bed bracket, upper, complete
C 7953P	Bed bracket, lower, with wall bumper
D 7954P	Bed bracket, lower, complete



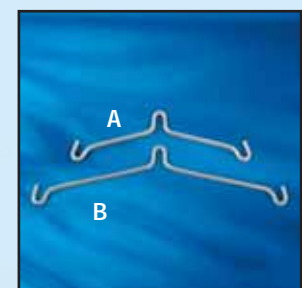
Bumpers (above)

Model no.	Description
A 17167X000	Plastic end cap bumper
B 7948P	Wall bumper with horns
C 7949P	Wall bumper post with clamp



Clamps (above)

Model no.	Description
A 07800X001	Single-hinge clamp
B 7801P	Nylon pulley clamp
C 7803P	Double clamp



Spreaders (above)

Model no.	Description
A 7623	Cervical spreader bar, 12"
B 7624	Pelvic spreader bar, 17"

The Invacare® trapeze unit is an important patient room accessory designed to help patients change positions while in bed and to aid in transferring from bed to chair with minimum attendant assistance. Trapeze units have a wide range of height adjustments and handbar positions to maximize patient accessibility.



7714P Shown with #7740P Trapeze

Invacare® Trapeze Floor Stand

Model no. 7714P

- Provides free-standing support for model no. 7740P fixed trapeze unit
- Folds flat for convenient storage and handling
- Assisted weight capacity of 250 lb.



Invacare® Fixed Offset Trapeze Bar

Model no. 7740P

- Heavy-gauge, octagon steel construction; no tools required for easy assembly
- Wall bumpers and padded mounting brackets protect bed ends and wall surfaces
- For use on model no. 7714P floor stand or on any Invacare home care bed end
- Assisted weight capacity of 250 lb.
- Includes bar, brackets and grab bar

Specifications

Model no.	7740P	7714P
Dimensions		
Overall height	61"	38"
Octagon steel tubing, diameter	1.25"	1.25"
Reach	34"	n/a
Base width	n/a	32"
Base length	n/a	40"
Product weight	17 lb.	24 lb.
Shipping	via truck	via UPS
Limited warranty	3 years	3 years

Invacare® Bariatric Trapeze

Model no. BARTRAP

- Three locking overhead boom angle positions for comfortable, secure use
- Tool-free design simplifies assembly
- Four piece sub-assembly significantly reduces setup time
- Lightweight design for easy delivery
- Free-standing structure permits use with Bariatric, Home Care or non-medical bed
- 1000 lb. client weight capacity

Specifications

Model no.	BARTRAP
Dimensions	
Overall height	73"
Reach	35.5"
Base width	40"
Base length	50.5"
Product weight	72 lb.
Shipping weight	80 lb.
Limited warranty	3 years

Invacare Corporation
www.invacare.com

USA

One Invacare Way
Elyria, Ohio
44035-4190
(800) 333-6900

Canada

570 Matheson Blvd. E.
Unit 8
Mississauga, Ontario
L4Z 4G4 Canada
(800) 668-5324

Invacare, the Blue Medallion Design and Yes, you can are registered trademarks and Bariatric Solutions Design, IVC and CareGuard are trademarks of Invacare Corporation. Specifications are subject to change without notice.

© 2005

Invacare Corporation
Form No. 00-274
Rev. 10/05



"Invacare says 'Yes, you can.®', and I couldn't have said it better myself."