

Quality, reliability and flexibility
from the partner you trust.



Hill-Rom® 80 Bed

Hill-Rom®

Enhancing Outcomes for Patients and Their Caregivers.®

Enhancing outcomes throughout the care continuum.



People

Clinically trained sales force



Process

National service network



Technology

Outcome based solutions

Hill-Rom has been an industry leader and trusted partner in health care since 1929. That is when our founder, William A. Hillenbrand, decided to “bring the home into the hospital.”

Since then, we have committed ourselves to providing both caregivers and residents high quality, innovative products and solutions, along with support from a dedicated team of clinical experts and service personnel.

Today, our Extended Care Team provides innovative solutions for caregivers and residents through our clinically trained sales force and a national network of Hill-Rom service technicians. We offer a full portfolio of post-acute products, including bed frames, prevention and therapy surfaces, bariatric solutions, furniture and clinical support and education services.

You can count on the people, processes and technology of Hill-Rom—in hospitals, extended care facilities and in the home.

“Hill-Rom has been an industry leader and trusted partner in health care since 1929. That is when our founder, William A. Hillenbrand, decided to ‘bring the home into the hospital.’”

Hill-Rom offers a wide array of products and services to complement the Hill-Rom® 80 Bed, including:

Prevention mattresses


- NP100
- NP50

Therapy surfaces

- Hill-Rom® P400 Therapy Surface
- Synergy® Air Elite
- P300

Furniture

- Overbed tables
- Bedside cabinets



Hill-Rom® 80 Bed

Build the bed that meets your needs.

1. Optional head and footboards available in three color choices and two attractive styles.
2. Accommodates a wide variety of prevention mattresses and treatment surfaces.
3. Optional clocking assist rails can easily be lowered or raised to increase resident safety.
4. Standard easy-to-use control pendant.
5. IEC 60601 compliant, meeting the highest global safety standard for electrical medical equipment.
6. Standard electric head and knee elevation with Auto Contour™ feature enhances safety and allows for easier patient positioning.
7. Optional lockouts increase resident safety and caregiver control.
8. Standard multiple mattress stops enhance resident safety by helping to keep the mattress from sliding.
9. Optional battery backup offers full functionality when power is out or moving from room to room.
10. Standard drainage hooks enhance safety for both caregivers and residents.



Try the virtual demo at
www.hill-rom.com/80Bed



Fully electric high/low elevation option maximizes ease of use for caregivers and enhances quality of life for the resident.



Optional trapeze bar allows residents to adjust and move in and out of bed with minimal outside assistance.



Pneumatically-assisted manual crank option is easy-to-use and conveniently retracts when not in use.



Hill-Rom® 80 Bed shown with standard style head and footboards and other optional equipment.

Technical Specifications

Product Identification

Product number.....	P3910A01
Description.....	Hill-Rom 80 Bed

Dimensions

Feature	Dimension
Length.....	91" (231.1 cm)
Sleep deck length.....	80" (203.2 cm)
Maximum width - with resident assist rails.....	40" (101.6 cm)
Sleep deck width.....	35.5" (90.2 cm)
Maximum height including headboard.....	53" (134.6 cm)
Minimum underbed clearance.....	5.25" (13.3 cm)
Wheel base.....	64" (162.6 cm)
Caster size.....	4" (10.2 cm)
Power cord length.....	107" (271.8 cm)
Total weight - without surface, options or accessories.....	250 lbs (113.4 kg)

Specifications

Feature	Dimension
Head section maximum inclination.....	65°
Knee section maximum inclination.....	20°
Sleep deck height range (not including mattress).....	11.5" - 26.5" (29.2 cm to 67.4 cm)
Bed lift capacity (maximum safe working load).....	400 lbs (181.4 kg)
Headboard/footboard weight.....	13 lbs (5.9 kg)

Environmental Conditions for Transport and Storage

Condition	Range
Temperature.....	-40° F to 158° F
Relative humidity (RH).....	10% to 95%

Environmental Conditions for Use

Condition	Range
Temperature.....	50° F to 104° F (10° C to 40° C) ambient temperature
Relative humidity (RH).....	10% to 95%, non-condensing

Main Power Requirements

Condition	Range
Rated voltage.....	120 V, AC single phase

Quality Safety Standard

IEC60601-2-38

Assist Rail / Assist Bar Options



Assist Rail - Clocking



Assist Rail - Fixed



Assist Bar

Headboard/Footboard Style Options



Sleek




Standard


Headboard/Footboard Color Options



American Natural



Newport Apple



Camby Cherry

Hill-Rom reserves the right to make changes without notice in design, specifications and models. The only warranty Hill-Rom makes is the express written warranty extended on the sale or rental of its products.

© 2011 Hill-Rom Services, Inc. ALL RIGHTS RESERVED.

Hill-Rom

Enhancing Outcomes for Patients and Their Caregivers.®

USA 800-445-3730
Canada 800-267-2337

www.hill-rom.com