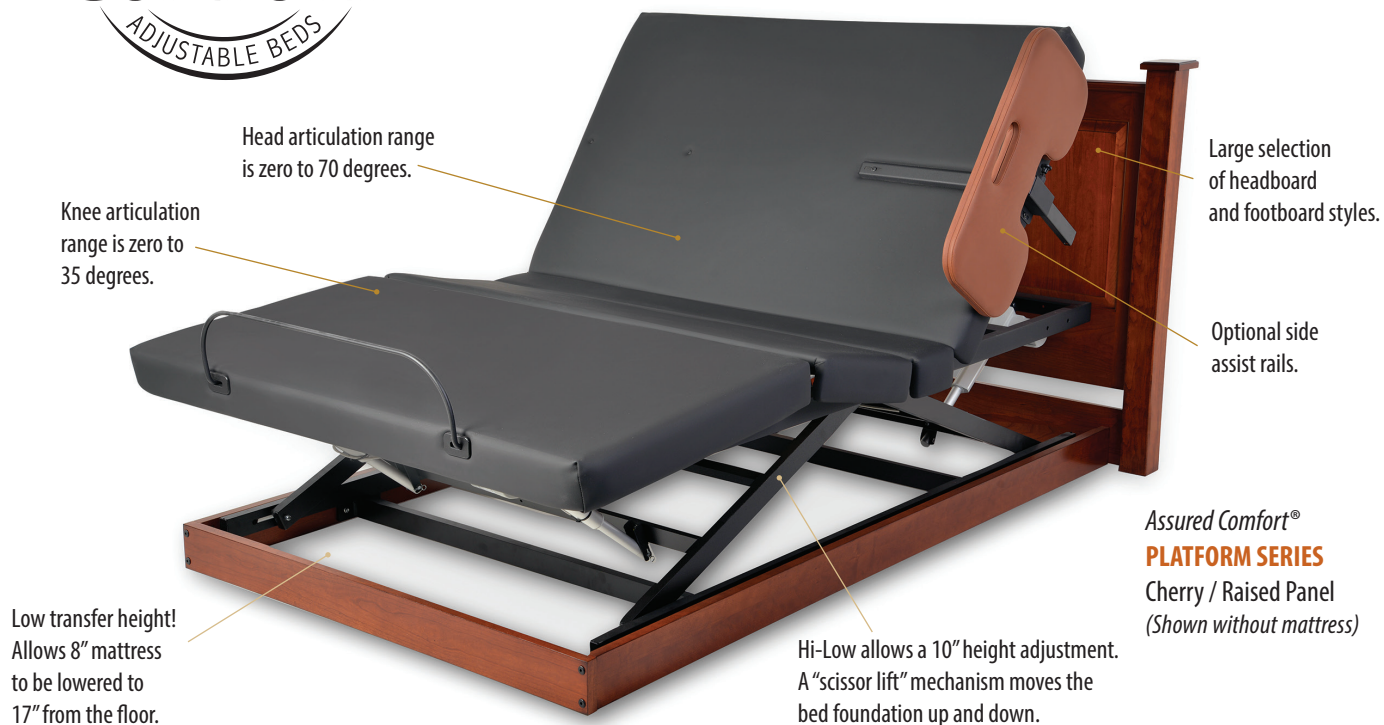




PLATFORM SERIES

A stylish, low profile Hi-Low solution for home care environments.



Assured Comfort®
PLATFORM SERIES
Cherry / Raised Panel
(Shown without mattress)

Assured Comfort® Hi-Low Adjustable Beds

FEATURES

- Includes quiet, electric Hi-Low operation along with head and knee articulation.
- Low transfer height! Foundation deck can be lowered to 9" from the floor. (17" with mattress)
- Leather upholstered, padded assist side rails are available at head and/or foot of bed.
- Cordless and corded remotes are included.
- Choice of mattresses to your specification. Or, use your mattress if it works with our Assured Comfort® adjustable bed foundation.
- Available in Twin, Full, Queen and Split King.
- For additional information about customization, contact one of our representatives.

SALES

Assured Comfort® Beds, Inc.
Toll Free: 866.852.2337
3629 Reed Creek Drive / Bassett, VA 24055
AssuredComfortBed.com

(Product features and dimensions subject to change without notice.)

SPECIFICATIONS

HEADBOARD / FOOTBOARD

- Options for wood, metal and upholstered headboards and footboards, connected with matching side panels.

ARTICULATION

- Head section moves from zero to about 70 degrees.
- Knee section moves from zero to about 40 degrees.

MATTRESS SIZES

- Twin: 38" x 80" / Full: 53" x 80" / Queen: 60" x 80" / Split King: 38" x 80" (x2) *(Custom sizes are available)*

MATTRESSES

- 8" thick, standard firm premium mattress. Other mattress options are available.

WEIGHT CAPACITY

- Foundation support varies depending on bed size and mattress. Contact customer service for details.



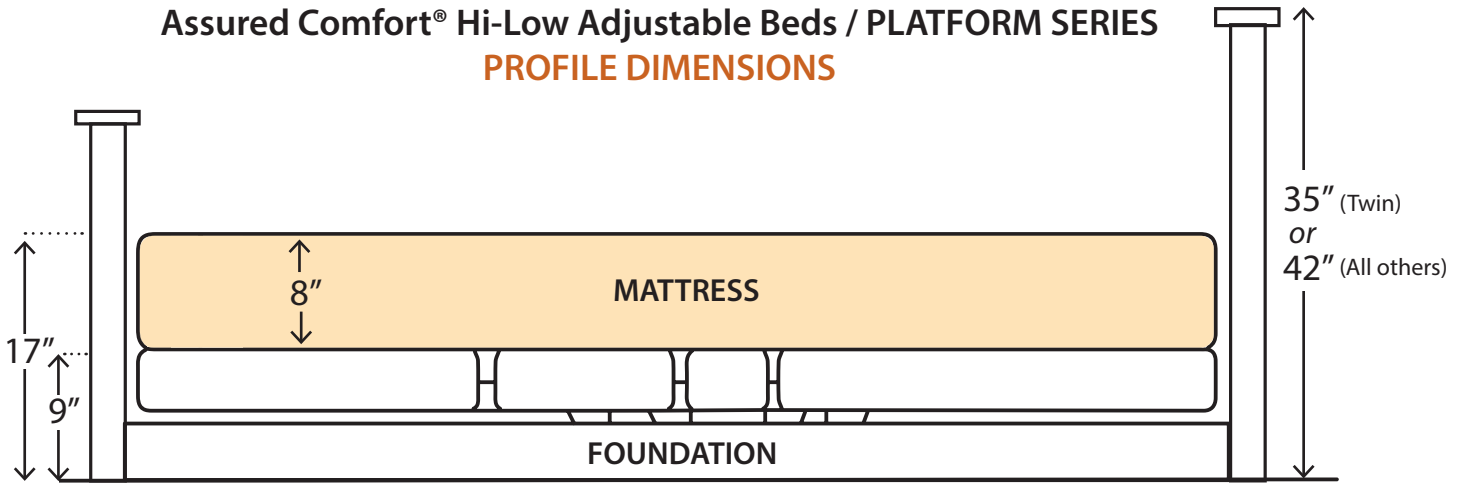
Model shown in down position
(Shown without mattress)



Hundreds of combinations available!

Assured Comfort® Hi-Low Adjustable Beds / PLATFORM SERIES

PROFILE DIMENSIONS



HEADBOARD DIMENSIONS

All footboards are about 30" in height.

Exact measurements can be provided once a specific combination is chosen.




Mission Style




Raised Panel

WOOD HEADBOARDS

Standard	Width	Height	Depth
Twin	41"	35"	3"
Full	58"	42"	3"
Queen	64"	42"	3"
Split King	82"	42"	3"



Chinese Chippendale



New Modern

METAL HEADBOARDS

Standard	Width	Height	Depth
Twin	40"	35"	2"
Full	55"	42"	2"
Queen	62"	42"	2"
Split King	81"	42"	2"



Camelback



Flat Panel

UPHOLSTERED HEADBOARDS

Standard	Width	Height	Depth
Twin	41"	35"	3"
Full	56"	42"	3"
Queen	63"	42"	3"
Split King	81"	42"	3"

(Product features and dimensions subject to change without notice.)

7/22

CONSIDERATIONS

WHAT IS THE PREFERRED TRANSFER HEIGHT?

- With Hi-Low operation, the PLATFORM Series offers a transfer height range from 17" to 27" when using a standard 8" mattress. This Series also offers the least distance between the floor and mattress surface.

DOES THE BED NEED TO ACCOMMODATE A LIFT?

- The PLATFORM Series will not accommodate a lift. We suggest using the SIGNATURE or MOBILE SERIES.

WHAT IS THE FLOOR SURFACE?

- If the bed will be on a hard floor surface, such as wood or tile, and needs casters to be moved, we recommend the MOBILE SERIES.

DO YOU NEED SIDE ASSIST RAILS?

- For help getting in and out of bed, consider side assist rails. Height of the assist rail varies with the thickness of the mattress.



WARRANTY

Full One-Year Warranty

Assured Comfort® Hi-Low Adjustable Beds are warranted against defects in workmanship or materials for a period of one year from the purchase date. Assured Comfort Beds, Inc. will repair or replace any defective part at no cost to the purchaser.

Limited Five Year Warranty

During the second through fifth years from purchase date, Assured Comfort Beds, Inc. will replace any part found to be defective. Purchaser shall pay all service and shipping costs related to the replacement of the defective parts.

Terms and Conditions

This warranty applies to normal use and does not cover any damage caused by excessive wear, abuse, misuse, mishandling or modification of the product.

QUESTIONS? Call 866.852.2337