

## Electronics MK6i™



## Parts Catalog Usage Guide

The information contained in this document is subject to change without notice. This catalog contains service parts for Form No. 06-110. If you have any questions regarding this catalog, please contact one of our Customer Service Representatives.

### For Customer Service Support Call:

**1-800-333-6900**

### For Faxed In Orders Call:

**1-800-678-4682 or**

**1-440-366-0709**

### For Technical Service Call:

**1-800-832-4707**

### Literature Can Be Found at:

**www.invacare.com or**

**1-800-828-6272**

## SYMBOL DEFINITION

Throughout this catalog you will notice letters to draw your attention to specific footnotes which are located at the bottom of the page or below specified charts.

Examples:

A,B,C etc. = Special Comments

NOTE: = General information pertaining to that specific page

NLA = No Longer Available

## HARDWARE MEASUREMENTS

The measurements for the hardware will be listed as follows:

Screws, Bolts Diameter X Thread Count/Pitch X Length

Washers Inside Diameter X Outside Diameter X Thickness

Spacers Inside Diameter X Outside Diameter X Length

For your convenience, we have supplied an area for you to list your Invacare Representatives.

Name	Phone Numbers

©2009 Invacare Corporation. Elyria, Ohio. Invacare, Yes, you can., Storm Series, Pronto, and the Medallion Design, TDX are registered trademarks and MK6i, M71, M91, M94, NX, SPJ, MPJ, TT, and GB are trademarks of Invacare Corporation.



# TABLE of CONTENTS

Description	Page Number
A: ~READ THIS FIRST~ (THIS CATALOG IS DIFFERENT!) .....	6
ASL 611 Mount For The Egg Switch .....	157
Controller - G-Trac, 2-Pole & 4-Pole, MK6i - 3G Storm w/ Vent .....	26
Controller - G-Trac, 2-Pole & 4-Pole, MK6i - 3G Storm w/o Vent .....	24
Controller - G-Trac, 2-Pole & 4-Pole, MK6i - Power Tiger .....	34
Controller - G-Trac, 2-Pole & 4-Pole, MK6i - TDX Spree .....	32
Controller - G-Trac, 2-Pole & 4-Pole, MK6i - TDXSC .....	28
Controller - G-Trac, 2-Pole & 4-Pole, MK6i - TDXSP / TDXSI .....	30
Controller - Programmer - Shroud Cover - MK6i TRAM w/ Mtg. Hdwr. - 3G Storm w/ 4 Pole Motors & Formula CG .....	56
Controller - Programmer - Shroud Cover - MK6i TRAM w/ Mtg. Hdwr. - 3G Storm w/ 4 Pole Motors & Formula CG w/ Vent .....	61
Controller - Programmer - Shroud Cover - MK6i TRAM w/ Mtg. Hdwr. - 3G Storm w/ GB TT Motors & Formula CG .....	58
Controller - Programmer - Shroud Cover w/ Mtg. Hdwr. - 3G Storm w/ 4 Pole Motors .....	44
Controller - Programmer - Shroud Cover w/ Mtg. Hdwr. - 3G Storm w/ 4 Pole Motors & Formula CG Elevate .....	54
Controller - Programmer - Shroud Cover w/ Mtg. Hdwr. - 3G Storm w/ GB TT Motors .....	46
Controller - Programmer - Shrouds - MK6i TRAM w/ Mtg. Hdwr. - 3G Storm w/GB TT Motors & Formula CG w/ Vent .....	64
Controller - Programmer w/ Mtg. Hdwr. - 3G Storm w/ 4 Pole Motors & PTO Seating .....	48
Controller - Programmer w/ Mtg. Hdwr. - 3G Storm w/ GB TT Motors & Formula CG Elevate .....	52
Controller - Programmer w/ Mtg. Hdwr. - 3G Storm w/ GB TT Motors & PTO Seating .....	50
Controller - Programmer w/ Mtg. Hdwr. - Pronto M51 w/ Formula CG Tilt .....	36
Controller - Programmer w/ Mtg. Hdwr. - Pronto M61 .....	38
Controller - Programmer w/ Mtg. Hdwr. - Pronto M71/Pronto M71jr .....	40

# TABLE of CONTENTS

<b>Description</b>	<b>Page Number</b>
Controller - Programmer w/ Mtg. Hdwr. - Pronto M91/Pronto M94 .....	42
Controller, Programmer, & Mtg. Hdwr. - Power Tiger .....	67
Controller, Programmer, & Mtg. Hdwr. - TDX SC and SPREE .....	79
Controller, Programmer, & Mtg. Hdwr. - TDX SI/ TDX SI Heavy Duty .....	81
Controller, Programmer, & Mtg. Hdwr. - TDX SP/SR .....	77
Controller, Programmer, Shroud Cover & Mtg. Hdwr. - TDX 3, 3 SE, 4 & 5 .....	69
Controller, Programmer, Shroud Cover & Mtg. Hdwr. - TDX 3, 3 SE, 4 & 5 w/ GB TT Motors	71
Controller, Programmer, Shroud Cover & Mtg. Hdwr. - TDX 3, 3 SE, 4 & 5 w/ TRRO/TRBKTS Option	73
Controller, Programmer, Shroud Cover & Mtg. Hdwr. - TDX 3, 3 SE, 4, & 5 w/ GB TT Motors & TRRO/TRBKTS Option	75
Display (ASLRDYM6) .....	87
Dual Legs Integrated Actuator Module (DLIAM) MK6i For ELRPW Front Riggings .....	126
Dual Push Button Switches, Dual Toggle Switch (2SW) & Monoport "Y" Phono Cable (MPY)	110
Elevate Integrated Actuator Module (EIAM) - 3G Storm w/ GB TT Motors & Formula CG Elevate	120
Elevate Integrated Actuator Module (EIAM) - TDX SP (Narrow Battery Box) w/ Formula CGE & MPCTMT Power Elevating Legrest	124
Elevate Integrated Actuator Module (EIAM) - TDX SR w/ Formula CGE .....	125
Elevate Integrated Actuator Module (EIAM) - TDX w/ Formula Elevate .....	122
Four-Way Switch Box (4WSB) and Mounting Hardware .....	116
Four-Way Toggle Switch (FWT) and Mounting Hardware .....	114
General Tilt Actuator Module (GTAM) - 3G Storm w/ GB TT Motors & Formula (CGT) (After 12/9/07)	130
General Tilt Actuator Module (GTAM) - TDX w/ Formula Invisible Super Low Tilt .....	128
Harnesses .....	18

# TABLE of CONTENTS

<b>Description</b>	<b>Page Number</b>
Harnesses (continued) .....	20
Harnesses (continued) .....	22
Joystick - Proportional Attendant Control (PACM6) .....	91
Joystick - PSFM6/PSRM6 .....	14
Joystick & Joystick Cables - SPJ+ .....	8
Joystick Mounting Hardware .....	16
Joystick Options .....	93
Joystick, Joystick Cables & Reset Switch - MPJ+ (MPJM6) .....	12
Joystick, Joystick Cables & Reset Switch - SPJ+ w/ PSS (SPJAP) & SPJ+ w/ ACC (SPJAPM) .....	10
Literature .....	7
MK6i Connector Bracket & Hardware After 12/9/07 (ADJASBA w/ Sling Nylon Back Uph or Multiple Switch Options) .....	149
MK6i Connector Bracket & Hardware After 12/9/07 Formula (CGT) w/ ABS Curved Back & Multiple Options .....	151
MK6i Connector Bracket and Hardware - ASBA JR. - TDX Spree .....	162
MK6i Connector Bracket and Mounting Hardware, (12-16" W) ADJASBA w/ (PBR, PBT, PPR, PPT) .....	155
MK6i Connector Bracket and Mounting Hardware, (12-16" W) Formula (CGT) w/ (BPO or PBR, PBT, PPR, PPT) .....	153
Mouse, MK6i IR Wireless Module .....	160
Multiple Actuator Interface Box (S4WSB) and Mounting Hardware .....	118
Quad Link (QL) - Van Seats with SPJ+ Joysticks .....	97
Quad Link (QL) and (QLM6) - ADJASBA Seats .....	102
Quad Link (QLA) and (QLAM6) - ADJASBA Seats .....	105
Quad Link (QLM6) - Van Seats with MPJM6/PSRM6/PSFM6 Joysticks .....	99

# TABLE of CONTENTS

<b>Description</b>	<b>Page Number</b>
Quad Push Button (QPB) and Mounting Hardware .....	112
R.I.M. Head Control Assembly (1500M6) .....	83
R.I.M. Head Control Mounting Hardware (RIMHW) .....	85
Recline Integrated Actuator Module (RIAM) - Formula Recline & Tilt/Recline .....	134
Recline Intergrated Actuator Module (RIAM) and Mtg. Hdwr. - TDX SP/SR/3G Storm w/ Formula (CGR/CGTR) & Smart Actuator Motors	132
Sanode .....	96
SD Memory Card and Reader (USB Ready) (1813SD) .....	95
Shroud Cover After 2/28/07, MK6i Connector (Formula Conventional Tilt, Tilt w/ BPO Option or Tilt-Elevate)	145
Shroud Cover, MK6i Connector Before 12/10/07 (ADJASBA w/ Sling Nylon Back Uph. or Multiple Switch Options)	147
Shroud Covers Before 3/1/07, MK6i Connector (Formula Conventional Tilt, Tilt w/ BPO Option or Tilt-Elevate)	142
Shroud Covers, Recline Actuator (Formula Recline & Tilt/Recline Conventional or Contoura Seating)	138
Shroud Covers, Recline Actuator Formula (CGR/CGTR) w/ Conventional or Contoura Seating) - TDX SP/SR/ (3G Storm After 12/9/07)	140
Sip-N-Puff / Digital Interface SNPM6 and AUX12M6 and AUX34M6 .....	89
Switch, Drive Lockout Mercury (MK6i) - 3G Storm w/ PTO .....	108
Tash and Therafin Accessories .....	159
Tilt/Recline Actuator Module (TRAM) - TDX SP/ (3G Storm After 12/9/07) w/ Formula (CGR/CGTR) & Conv. Actuators	136

# A: READ THIS FIRST (THIS CATALOG IS DIFFERENT!)

MK6i™ parts catalog is used in association with the following catalogs:

## Consumer Power

<u>Description</u>	<u>Form No.</u>
Pronto® M50™/M51™ After 1/19/05 and Pronto® M61™ with SureStep®	04-050
Pronto® M71™ with SureStep®	01-229
Pronto® M91™ with SureStep®	02-014

## High End Power

<u>Description</u>	<u>Form No.</u>
Power Tiger™	93-37
Storm Series® 3rd Generation (Elevating Seat Included)	00-191
TDX™ SP/SR	06-105
TDX®3;TDX®4;TDX®5	03-025
TDX® SC (CGE option included) and TDX® SPREE (CGE standard)	07-082
TDX® SP/SR	06-105
TDX® SI	08-080

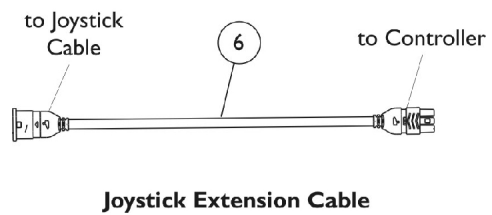
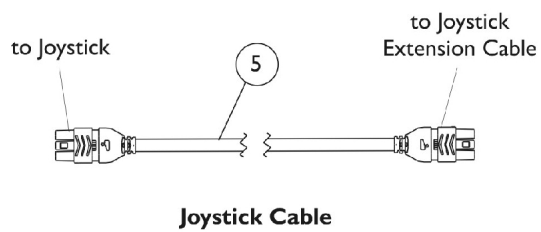
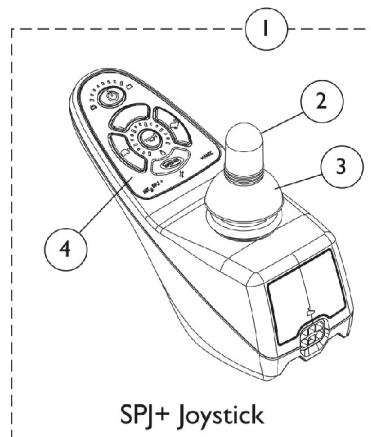
## Powered Seating

<u>Description</u>	<u>Form No.</u>
Power Tilt Only (PTO-STM); Elevating Seat w/ PTO	01-038
Formula™ Invisible Super Low™ Tilt	03-034
Formula™ PTO Plus	04-042
Formula™ TRE Powered Seating	04-041
Formula™ CG Powered Seating Elevate, Tilt, Recline, and Tilt/Recline	06-106
Formula™ CG Tilt Powered Seating CGT on M51	07-079
Formula™ CG Tilt Powered Seating CGT on TDX® SC and TDX® SPREE	08-077
Formula™ CG Tilt Powered Seating CGT on TDX® SI	08-081

# Literature

Item Number	Note	Part Number	Description	Quantity Per	
				Package	Assembly
1	A	1141471	Programming Guide, MK6i	1	1
NOTE: A - Not Shown					
When adjusting or replacing parts, please refer to your Owner's Manual for assistance.					

# Joystick & Joystick Cables - SPJ+



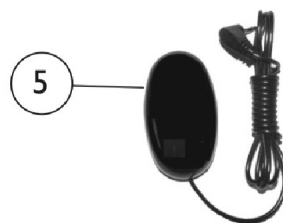
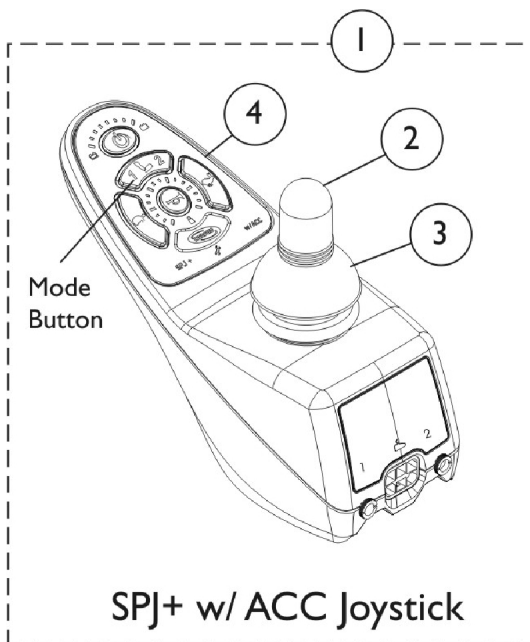
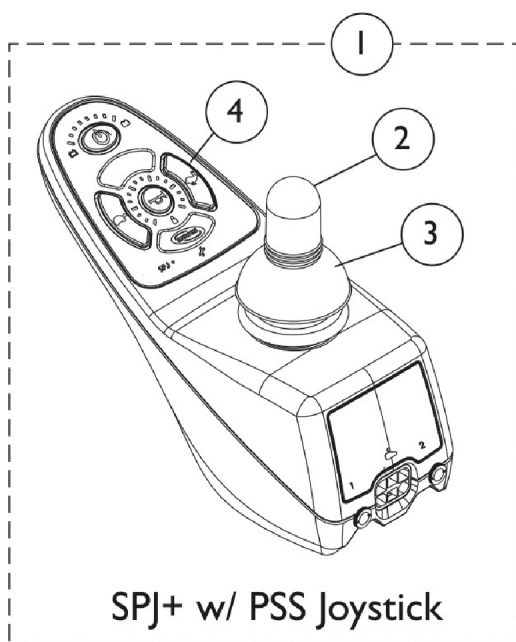
## Joystick & Joystick Cables - SPJ+

Item Number	Note	Part Number	Description	Quantity Per	
				Package	Assembly
1	A	1127291	Joystick, SPJ+	1	1
2		1040217	Knob, Joystick, Black	1	1
3		1040218	Skirt, Joystick	1	1
4		1151384	Overlay, SPJ+ Joystick	1	1
5		1127293	Cable, Joystick SPJ+	1	1
6		1116404	Cable, Joystick Extension	1	1
	B	1006270	Extension, Joystick, "T" Style (1560) (4" W x 5-1/2" L)	1	1
	B	1006271	Extension, Joystick, Straight Style (1561) (1/2" W x 5" L)	1	1
NOTE: A - Includes the Joystick and items 2-4. B - Not Shown					

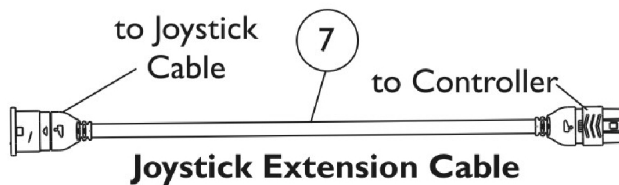
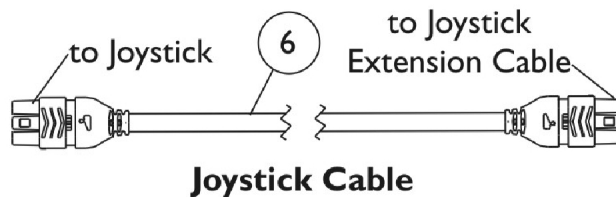


# Joystick, Joystick Cables & Reset Switch

## SPJ+ w/ PSS (SPJAP) and SPJ+ w/ ACC (SPJAPM)



**EGSBLK Egg Switch**



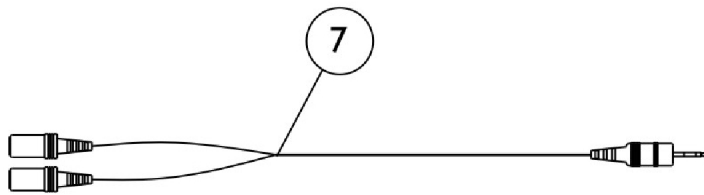
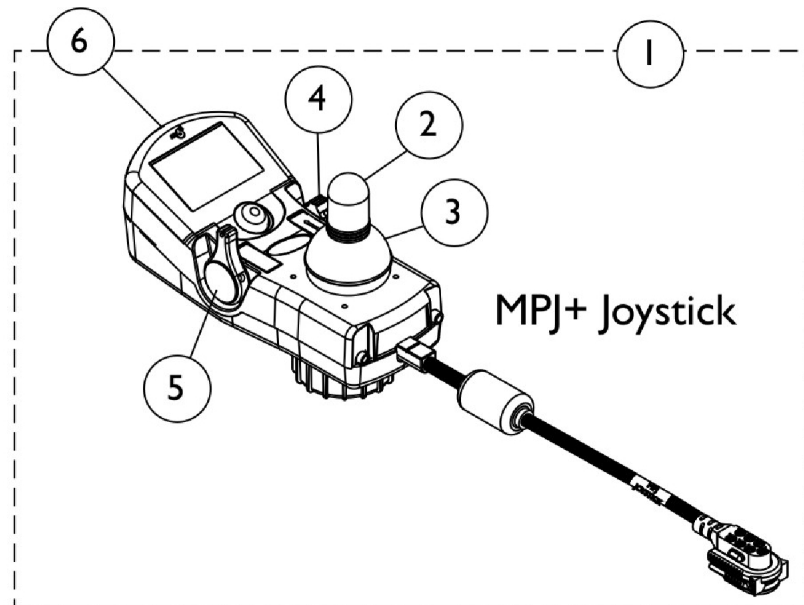
## Joystick, Joystick Cables & Reset Switch

### SPJ+ w/ PSS (SPJAP) and SPJ+ w/ ACC (SPJAPM)

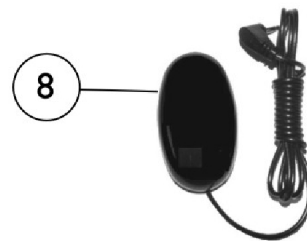
Item Number	Note	Part Number	Description	Quantity Per	
				Package	Assembly
1	A,F	1136937	Joystick, MK6 SPJ+ with PSS (SPJAP)	1	1
1	A,C,G, H	1136938	Joystick, MK6i SPJ+ with ACC (SPJAPM)	1	1
1	A,C,D, H	1127289-NLA	Joystick, MK5/MK6i SPJ+ w/ ACC	1	1
2		1040217	Knob, Joystick, Black	1	1
3		1040218	Skirt, Joystick	1	1
4	E	1151385	Overlay, SPJ+ w/ACC Joystick	1	1
5		1123276	Kit, Switch, Black Egg Reset w/ Hook/Loop Adhesive Back Fastener & Attaching Screws (EGSBLK)	1	1
6		1127293	Cable, Joystick SPJ+	1	1
7		1116404	Cable, Joystick Extension	1	1
	B	1006270	Extension, Joystick, "T" Style (1560) (4" W x 5-1/2" L)	1	1
	B	1006271	Extension, Joystick, Straight Style (1561) (1/2" W x 5" L)	1	1
<b>NOTE:</b> A - Includes the Joystick and items 2-4 also. B - Not Shown C - Used on M61 models only. D - After 10/15/06 part#1127289 J/S was revised to function MK5 & MK6i applications and phono ports were added also. E - Overlay is currently not available for Joystick part number 1136937. Part number 1151385 Overlay can be used for Joystick part numbers 1127289 and 1136938. F - Overlay is currently not available for Joystick part number 1136937. G - After 3/31/09. H - Before 4/1/09.					

# Joystick and Joystick Cables

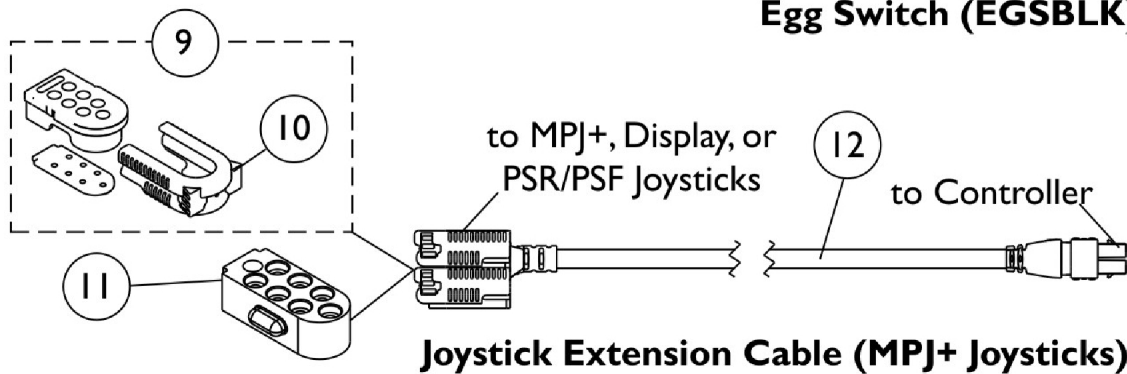
## MPJ+ (MPJM6)



**Monoport "Y" Phono Cable (MPY)**



**Egg Switch (EGSBLK)**



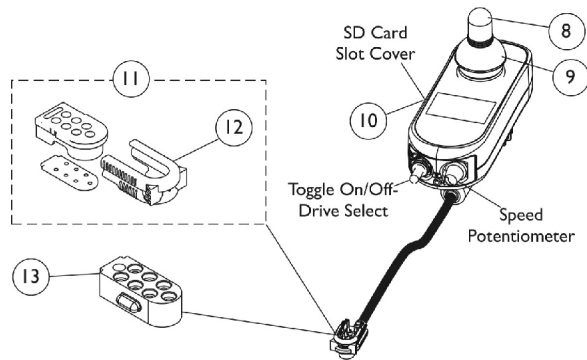
**Joystick Extension Cable (MPJ+ Joysticks)**

## Joystick and Joystick Cables MPJ+ (MPJM6)

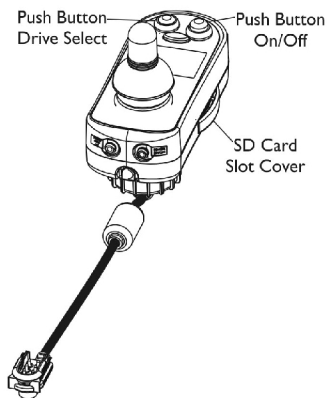
Item Number	Note	Part Number	Description	Quantity Per	
				Package	Assembly
1	A	1136885	Joystick, MPJ+ (MPJM6)	1	1
1	A	1136885E	Joystick, MPJ+ (MPJM6) Reconditioned	1	1
2		1040217	Knob, Joystick, Black	1	1
3		1040218	Skirt, Joystick	1	1
4		1139998	Knob, Speed Adjustment, Black - MK6i	1	1
5		1115214	Knob, Power/Drive Select - MK5/MK6i MPJ	1	1
6		1145074	Package, Cover Slot SD (For MPJM6 & PSFM6/PSRM6 Joysticks)	10	1
7		1140027	Cable, Monoport "Y" Phono (MPY)	1	1
8		1123276	Kit, Switch, Black Egg Reset w/ Hook/Loop Adhesive Back Fastener & Attaching Screws (EGSBLK)	1	1
9	B	1133182	Cap, Top Connector, 7 Pin, Black	1	1
10		1145408	Latch, Top Connector, Black	1	1
11		1133183	Cap, Bottom Connector, 7 Pin	1	1
12	C	1133180	Cable, MK6i Joystick Extension (16" L)	1	1
12	D	1140038	Cable, MK6i Joystick Extension (34" L)	1	1
12	E	1140039	Cable, MK6i Joystick Extension (58" L)	1	1
	F	1006270	Extension, Joystick, "T" Style (1560) (4" W x 5-1/2" L)	1	1
	F	1006271	Extension, Joystick, Straight Style (1561) (1/2" W x 5" L)	1	1
<b>NOTE:</b> A - Includes items 2-6 also. B - Includes Main Body, Gasket, and Latch. Latch is the only item offered individually. C - Used on Non-Elevate TDX, M71, M91 and Power Tiger chairs. D - Used on Elevating TDX and Storm chairs. E - Used on Non-Elevate 3G Storm chairs. F - Not Shown					

# PSFM6/PSRM6 Joysticks

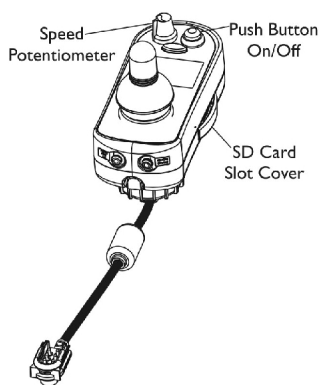
NOTE: Available 4/16/07



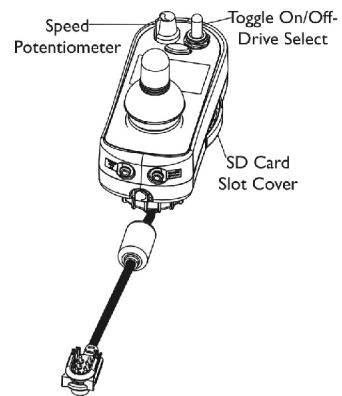
**Item #1 (1139944)**  
**ON CHAIR: PSFM6**



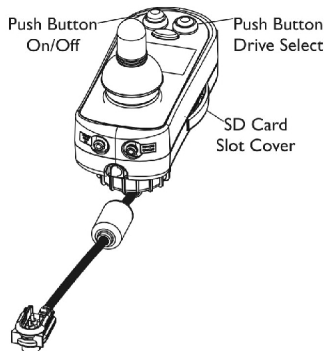
**Item #2 (1140047)**  
**ON CHAIR:**  
**PSRM6/PBOD/OR**



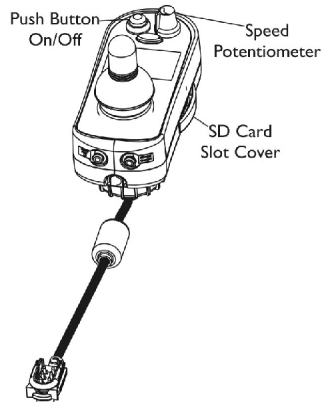
**Item #3 (1139941)**  
**ON CHAIR:**  
**PSRM6/PBSS/OR**



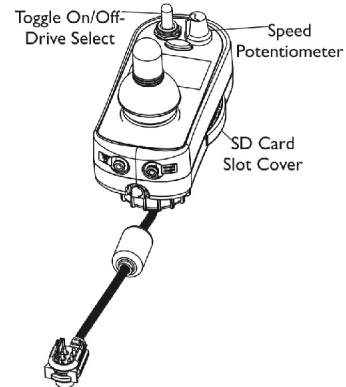
**Item #4 (1144844)**  
**ON CHAIR:**  
**PSRM6/OR**



**Item #5 (1140048)**  
**ON CHAIR:**  
**PSRM6/PBOD/OL**



**Item #6 (1140046)**  
**ON CHAIR:**  
**PSRM6/PBSS/OL**



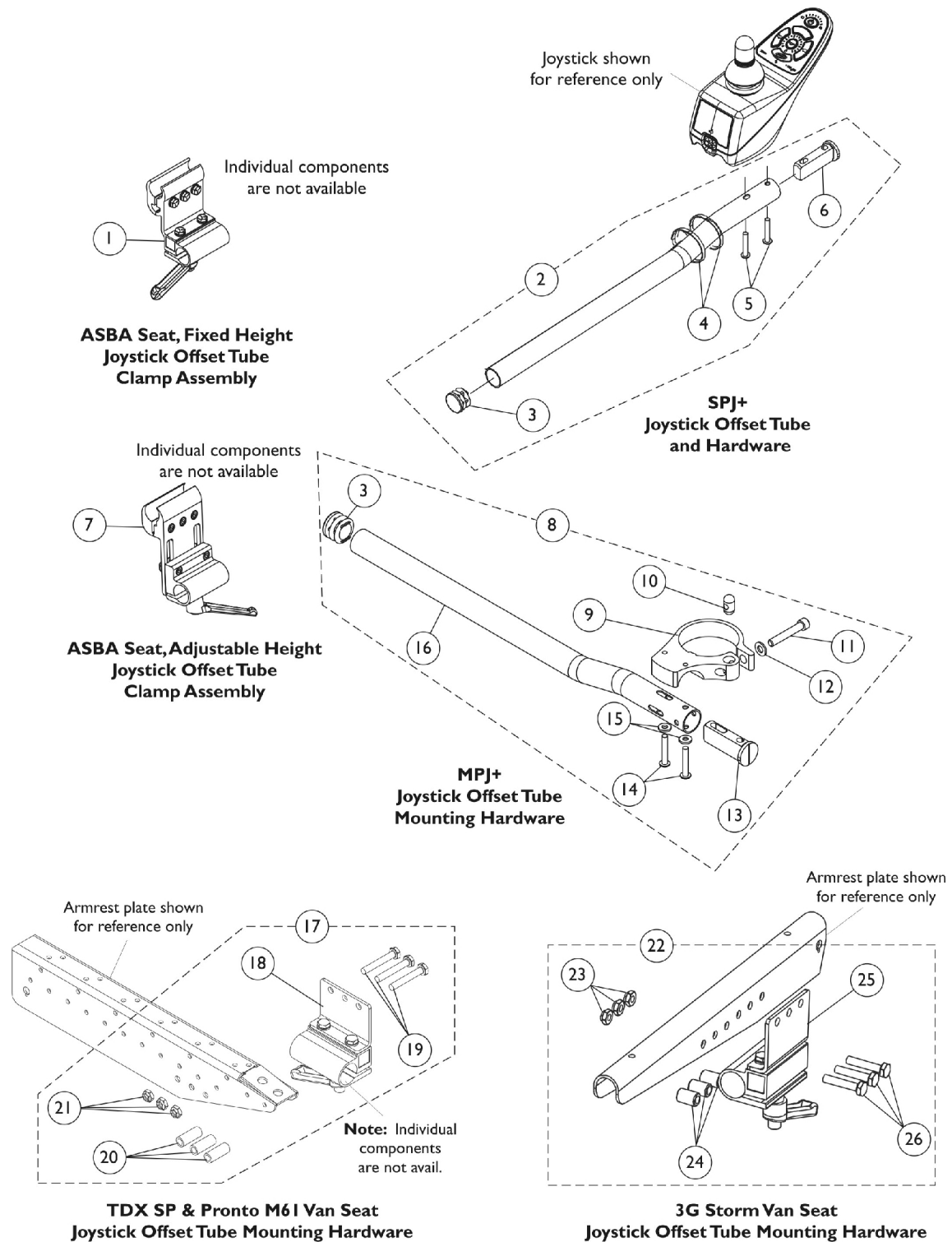
**Item #7 (1144845)**  
**ON CHAIR:**  
**PSRM6/OL**

# PSFM6/PSRM6 Joysticks

NOTE: Available 4/16/07

Item Number	Note	Part Number	Description	Quantity Per	
				Package	Assembly
1	A	1139944	Joystick, PSFM6	1	1
2	B	1140047	Joystick, PSRM6/PBOD/OR	1	1
3	C	1139941	Joystick, PSRM6/PBSS/OR	1	1
4	D	1144844	Joystick, PSRM6/OR	1	1
5	E	1140048	Joystick, PSRM6/PBOD/OL	1	1
6	F	1140046	Joystick, PSRM6/PBSS/OL	1	1
7	G	1144845	Joystick, PSRM6/OL	1	1
8		1040217	Knob, Joystick, Black	1	1
9		1040218	Skirt, Joystick	1	1
10		1145074	Package, Cover Slot SD (For MPJM6 & PSFM6/PSRM6 Joysticks)	10	1
11	H	1133182	Cap, Top Connector, 7 Pin, Black	1	1
12		1145408	Latch, Top Connector, Black	1	1
13		1133183	Cap, Bottom Connector, 7 Pin	1	1
NOTE: A - This PSFM6 Joystick has a toggle on/off-drive select (left side) & speed select potentiometer knob (right side) STANDARD B - This PSRM6/PBOD/OR Joystick has a push button on/off (right side) & push button drive select (left side) C - This PSRM6/PBSS/OR Joystick has a push button on/off (right side) & speed select potentiometer knob (left side) D - This PSRM6/OR Joystick has a toggle on/off-drive select (right side) & speed select potentiometer knob (left side) E - This PSRM6/PBOD/OL Joystick has a push button on/off (left side) & push button drive select (right side) F - This PSRM6/PBSS/OL Joystick has a push button on/off (left side) & speed select potentiometer knob (right side) G - This PSRM6/OL Joystick has a toggle on/off-drive select (left side) & speed select potentiometer knob (right side) H - Includes Main Body, Gasket and Latch. Latch is the only item offered individually					

# Joystick Mounting Hardware

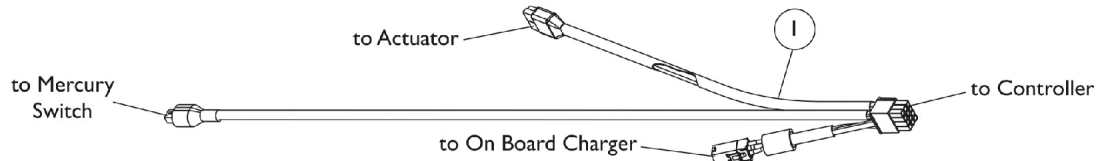


## Joystick Mounting Hardware

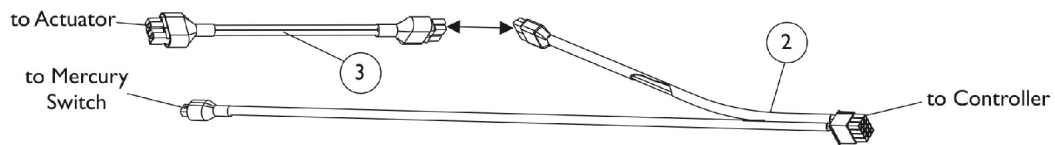
Item Number	Note	Part Number	Description	Quantity Per		
				Package	Assembly	
1	A,B	1093071	Clamp, Fixed Height Joystick Tube	1	1	
2		1093069	Kit, 1/2" Offset Joystick Tube with Hardware	1	1	
3		1027095	Plug Button, Black (7/8")	1	1	
4		1095502	Package, Cable Tie (11-1/2" L)	10	1	
5		1025714	Screw, Phillips Pan Head (#10-32 x 1-1/8")	1	2	
6		1093063	Spacer, Joystick Tube, Black	1	1	
2	C	1161733	Kit, 2" Offset Joystick Tube w/ Hardware	1	1	
3			Plug Button, Black (7/8")	1	1	
4			Tie Wrap (11-1/2" L)	1	2	
5			Screw, Phillips Pan Head (#10-32 x 1-1/8")	1	2	
5			Screw, Phillips Pan Head (M5 x .8 x 30)	1	2	
6			Spacer, Joystick Tube, Black	1	1	
	D		Tube, Joystick Offset (2")	1	1	
7		1139422	Clamp, Height Adjustable Joystick Tube (ARM250)	1	1	
8		1140094	Kit, Joystick Tube Mounting Hardware - MPJ+/PSR/PSF	1	1	
3			Plug Button, Black (7/8")	1	1	
9			Clamp, Joystick	1	1	
10			Pin, Threaded (3/8" x 3/4")	1	1	
11			Screw, Socket Head (1/4-28 x 1-1/2")	1	1	
12			Washer (1/4 x 1/2 x 1/16")	1	1	
13			Spacer, Joystick Tube, Black	1	1	
14			Screw, Phillips Pan Head (#10-32 x 1-1/8")	1	2	
15			Washer, Steel (3/16 x 7/16 x 1/16")	1	2	
16			Tube, Joystick Offset (1/2")	1	1	
16		A	1114971	Tube, Joystick Offset (1/2")	1	1
16		C	1117463	Tube, Joystick Offset (2")	1	1
17		E	1115000	Kit, Joystick Tube Mounting Hardware - Captain/ Van Seat	1	1
18	F	1105049	Clamp Assembly, Captain/ Van Seat	1	3	
19		1037610	Screw, Hex Head (1/4-20 x 1-5/8")	1	3	
20		1087219	Spacer (1/4 x 3/8 x 1")	1	3	
21		1025195	Locknut (1/4-20)	1	3	
22		1105050	Kit, Joystick Tube Mounting Hardware - Captain/ Van Seat	1	1	
23		1025195	Locknut (1/4-20)	1	3	
24		1101524	Spacer (1/4 x 7/16 x 5/8")	1	3	
25		1105049	Clamp Assembly, Captain/ Van Seat	1	1	
26		1057955	Screw, Hex Head (1/4-20 x 1-1/4")	1	3	
NOTE: A - Used on chairs with ASBA seats. B - Includes joystick tube plus items 3 thru 6 C - Used on chairs with Van seats, includes items 3 thru 6. Kit contains Standard (#10-32) and Metric (M5) screws. Customer selects screw that applies to their application. D - Includes item 3 and 9 thru 16. E - Includes item 18 thru 21. F - Includes item 23 - 26.						



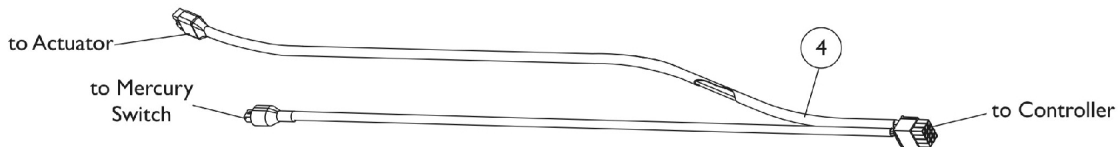
# Harnesses



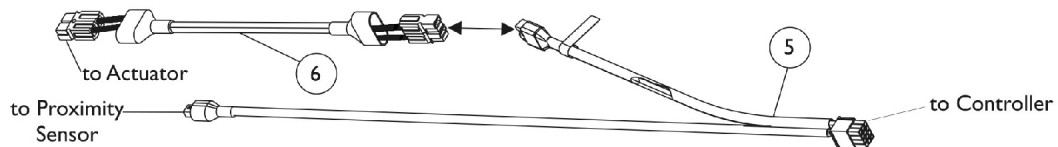
**Tilt Actuator, Sensor, and Charger Harness (PTO Plus on M7I/M9I, M7Ijr Tilt chairs) & (Formula CGT on M5I)**



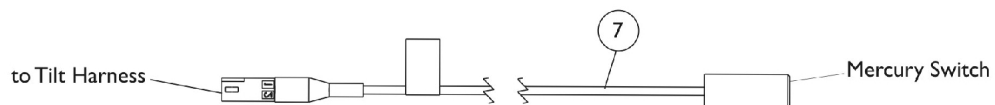
**Tilt Actuator and Sensor Harness (Power Tiger w/Tilt), (Super Low Tilt & PTO Plus on TDX chairs), (Formula CG on TDX SP Before 6/19/07), (Formula CG on 3G Storm)**



**Tilt Actuator and Sensor Harness (Formula CG on TDX SP After 6/18/07) & (Formula CGT on TDX SC & TDX SI)**



**Elevate Actuator and Sensor Harness (Formula Elevate on TDX, Formula CGE on TDX SP, TDX SC & 3G Storm)**



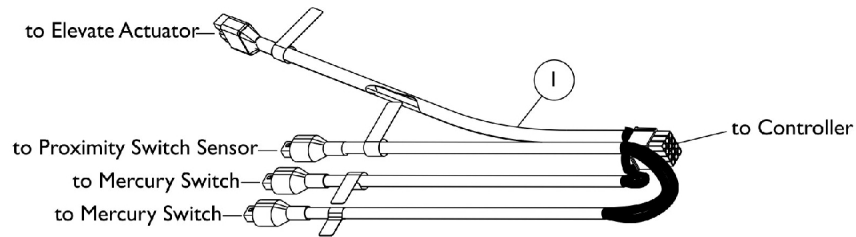
**Drive Lockout Mercury Switch**

# Harnesses

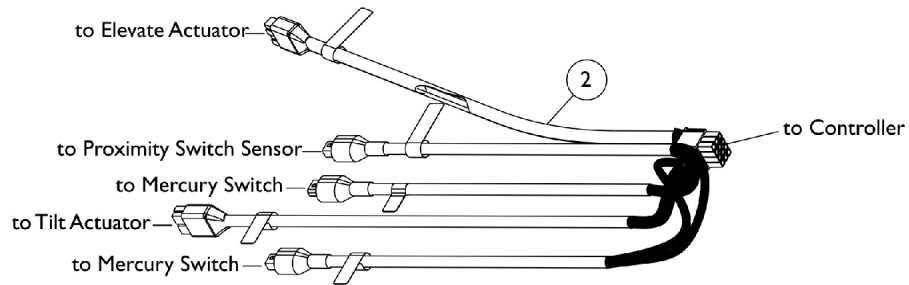
Item Number	Note	Part Number	Description	Quantity Per	
				Package	Assembly
1	A	1140124	Harness, Tilt Actuator with Sensor and Charger	1	1
2	B	1140101	Harness, Tilt Actuator and Sensor	1	1
3	C	1145414	Cable, Actuator Jumper Adapter (MK6i)	1	1
3	G	1101400	Harness, ELRPW Power Legrest - Right	1	1
4	D,D1	1150961	Harness, Tilt Actuator and Sensor	1	1
5	E,F	1140100	Harness, Elevate Actuator and Sensor	1	1
6	F	1142207	Cable, Actuator Jumper Adapter R2T (MK6i)	1	1
7	H	1140099	Switch, Drive Lockout Mercury (MK6i)	1	1

NOTE: A - Chairs with (PTO Plus on Pronto M71/M91), (M71jr tilt) and (Formula CGT on M51) models.  
 B - Chairs with (Manual Tilt on Power Tiger), (Super Low Tilt & PTO Plus on TDX), (Formula CG on TDX SP before 6/19/07) and (Formula CG w/ a Conventional Tilt Actuator Motor on 3G Storm and 4-Pole Motors).  
 C - Used for TDX SP models made before 6/19/07. If the customer wants to eliminate the need for the adapter cable, order item #4 "Harness, Tilt Actuator and Sensor" dated after 6/18/07  
 D - After 6/18/07 a new Tilt Actuator and Sensor Harness was created to eliminate the need for item #3 "Cable, Actuator Jumper Adapter". The Harness is backward compatible for chairs made before 6/19/07 if the customer wants to eliminate the adapter cable.  
 D1 - Used for a Conventional Tilt Actuator Motor only on TDX SP models equipped with 4-Pole Motors. Used for Formula CGT on TDX SC and TDX SI models also.  
 E - Chairs with (Formula Elevate on TDX), (Formula CGE on TDX SP, TDX SC and 3G Storm).  
 F - The Actuator Jumper Adapter R2T Cable is only used in connection with item #5 Elevate Actuator and Sensor Harness for Formula Elevate on TDX  
 G - Used for 3G Storm Series models only with 4-Pole Motors and a Conventional Tilt Actuator Motor.  
 H - Mercury Switch is used for Conventional Actuator Motors only.

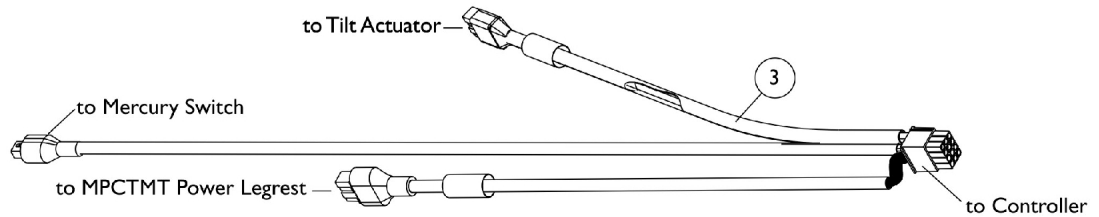
# Harnesses (continued)



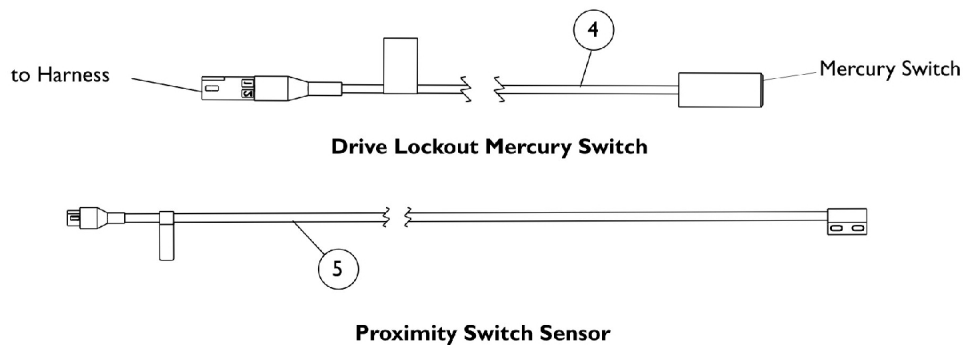
**Elevate Actuator and Manual Tilt Sensor Harness (Manual Tilt on TDX SPREE)**



**Elevate/Tilt Actuator and Sensor Harness (Formula CGT on TDX SPREE)**



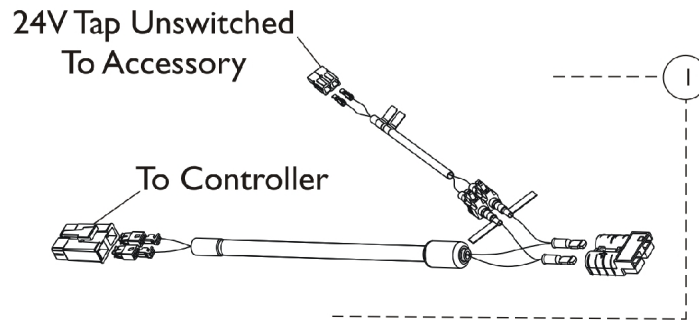
**Tilt Actuator/MPCTMT Power Legrest and Sensor Harness (Formula CGT on TDX SC)**



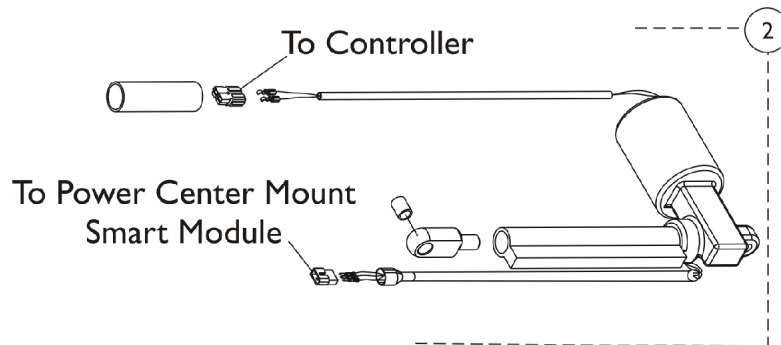
## Harnesses (continued)

Item Number	Note	Part Number	Description	Quantity Per	
				Package	Assembly
1	A	1151591	Harness, Elevate Actuator and Manual Tilt Sensor	1	1
2	B	1151608	Harness, Elevate/Tilt Actuator and Sensor	1	1
3	C	1153867	Harness, Tilt Actuator/MPCTMT Power Legrest and Sensor	1	1
4		1140099	Switch, Drive Lockout Mercury (MK6i)	1	2
5		1122586	Sensor, Proximity Switch	1	1
NOTE: A - Used for TDX SPREE with a Manual Tilt (MT) seating option B - Used for TDX SPREE with a Formula CGT seating option C - Used for TDX SC with a Formula CGT seating option with MPCTMT Power Legrest					

## Harnesses (continued)



15 AMP Auxillary Harness

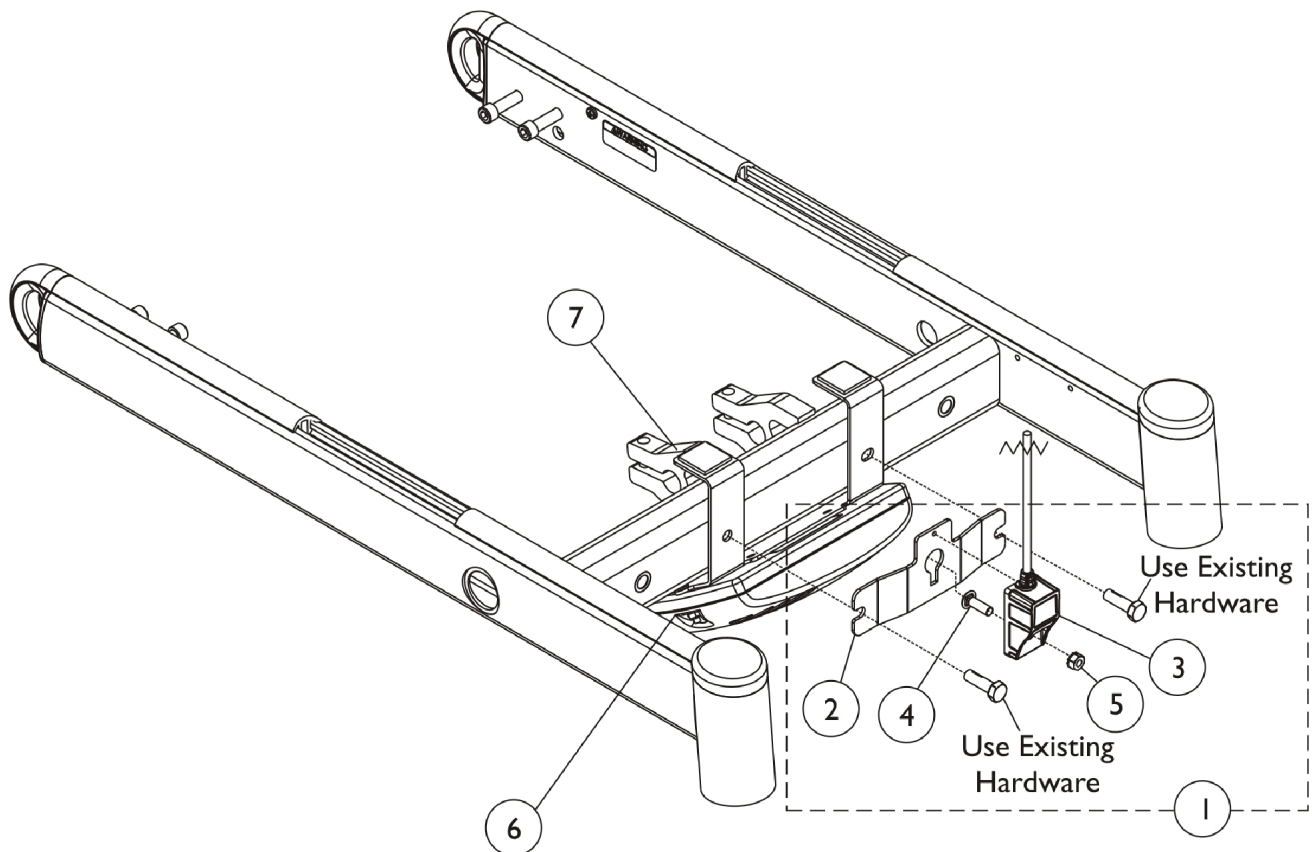


MPCTMT Actuator Harness

## Harnesses (continued)

Item Number	Note	Part Number	Description	Quantity Per	
				Package	Assembly
1		1161707	Harness, Auxiliary, 15 Amp.	1	1
2		1162452	Harness, MPCTMT Actuator	1	1

# Controller, G-Trac, 2-Pole & 4-Pole, MK6i - 3G Storm w/o Vent



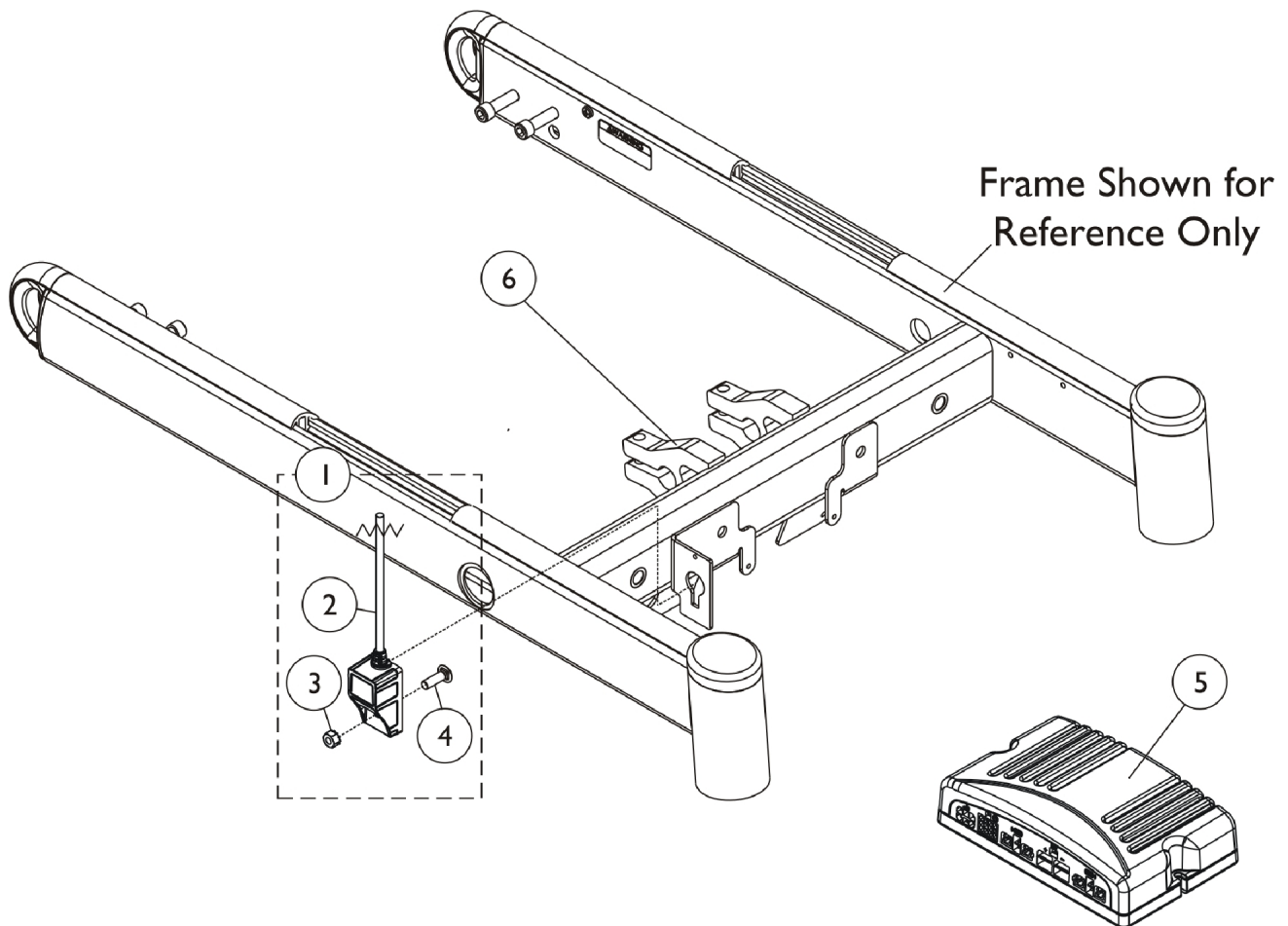
## Controller, G-Trac, 2-Pole & 4-Pole, MK6i - 3G Storm w/o Vent

Item Number	Note	Part Number	Description	Quantity Per	
				Package	Assembly
1	A	1160737	Kit, G-Trac Module w/ Mounting Hardware	1	1
2			Bracket, Mounting, G-Trac, Black	1	1
3			Harness, Module, Gyro, G-Trac	1	1
4			Screw (M6 x 1 x 20)	1	1
5			Nut (M6 x 1)	1	1
6		1156627	Controller, G-Trac, 2-Pole, MK6i	1	1
6		1156624	Controller, G-Trac, 4-Pole, MK6i	1	1
7		1145380	Kit, Controller Bracket Mounting Hardware	1	1
			Fastener, Hook with Adhesive Back (1" W x 1" L)	1	2
			Bracket, Controller Mounting, Black	1	1
			Screw, Hex Head w/ Patch (5/16-18 x 1")	1	2
			Locknut (#8-32)	1	2
			Screw, Phillips Pan Head (#8-32 x 1")	1	2
7		1147373	Kit, Controller Bracket Mounting Hardware (For TRBKTS/TRRO Option)	1	1
			Fastener, Hook with Adhesive Back (1" W x 1" L)	1	2
			Bracket, Controller Mounting, Black	1	1
			Screw, Hex Head w/ Patch (5/16-18 x 1")	1	2
			Locknut (#8-32)	1	2
			Screw, Phillips Pan Head (#8-32 x 1")	1	2
			Washer, Flat (5/16 x 5/8 x 1/16")	1	2
			Screw, Socket Head Cap (5/16-18 x 1/2")	1	2

NOTE: A - Includes items 2-5.



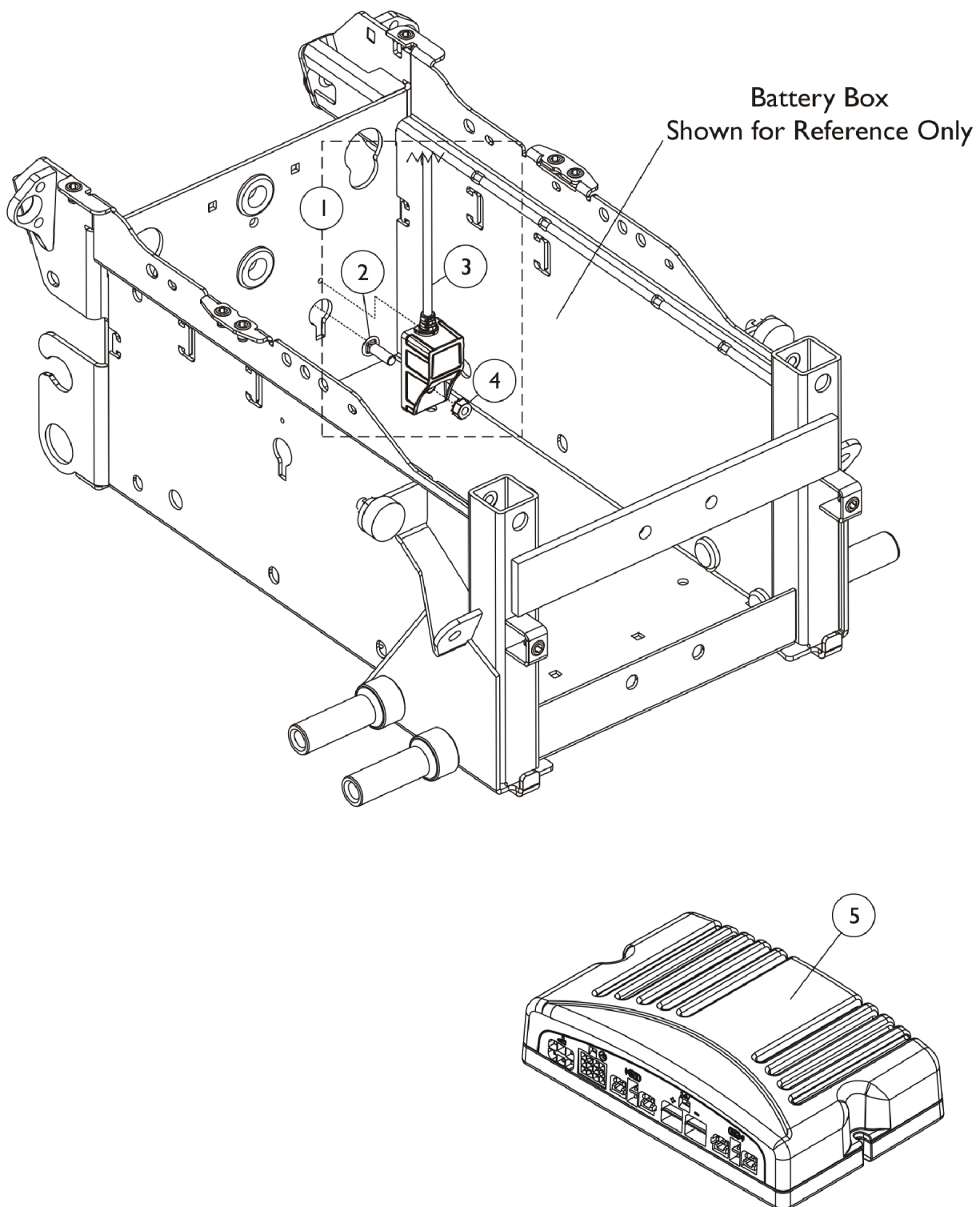
# Controller, G-Trac, 2-Pole & 4-Pole, MK6i - 3G Storm w/ Vent



## Controller, G-Trac, 2-Pole & 4-Pole, MK6i - 3G Storm w/ Vent

Item Number	Note	Part Number	Description	Quantity Per	
				Package	Assembly
1	A	1157133	Kit, G-Trac Module w/ Mounting Hardware	1	1
2			Harness, Module, Gyro, G-Trac	1	1
3			Nut (M6 x 1)	1	1
4			Screw (M6 x 1 x 20)	1	1
5		1156627	Controller, G-Trac, 2-Pole, MK6i	1	1
5		1156624	Controller, G-Trac, 4-Pole, MK6i	1	1
NOTE: A - Includes items 2-4.					

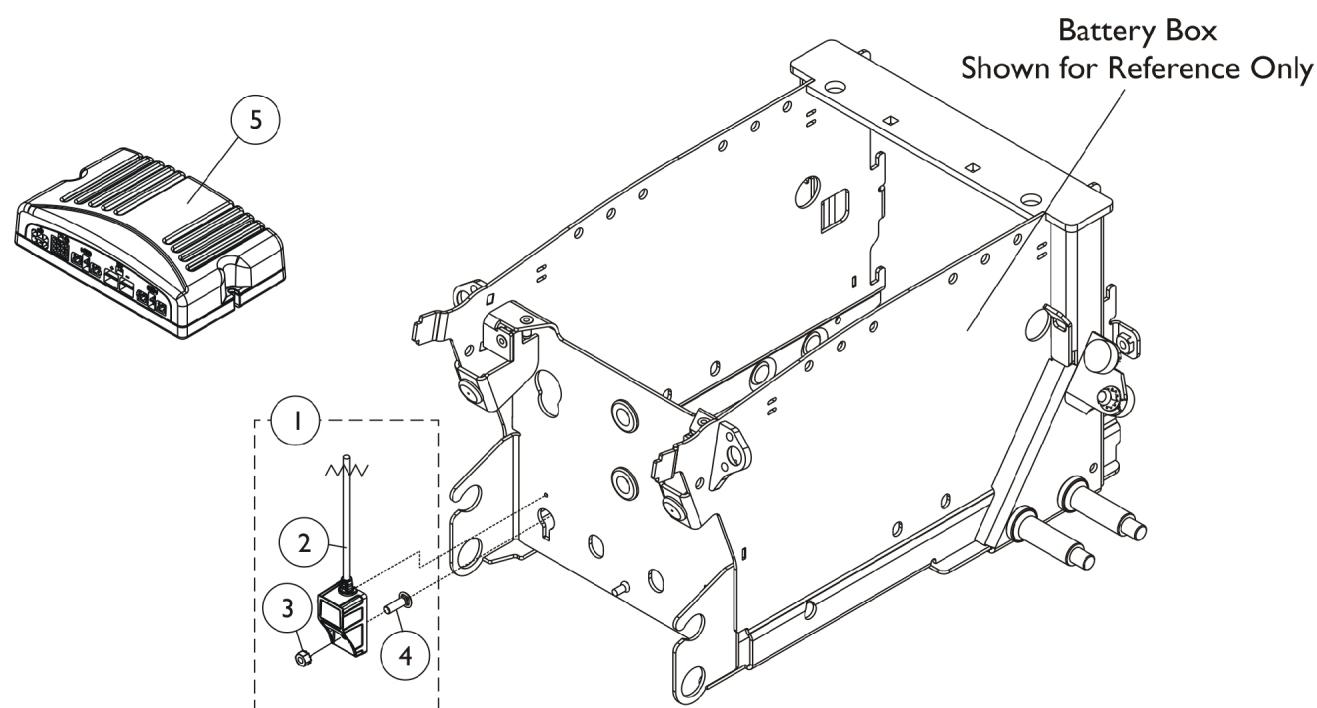
## Controller, G-Trac, 2-Pole & 4-Pole, MK6i - TDXSC



## Controller, G-Trac, 2-Pole & 4-Pole, MK6i - TDXSC

Item Number	Note	Part Number	Description	Quantity Per	
				Package	Assembly
1	A	1157133	Kit, G-Trac Module w/ Mounting Hardware	1	1
2			Screw (M6 x 1 x 20)	1	1
3			Harness, Module, Gyro, G-Trac	1	1
4			Nut (M6 x 1)	1	1
5		1156627	Controller, G-Trac, 2-Pole, MK6i	1	1
5		1156624	Controller, G-Trac, 4-Pole, MK6i	1	1
NOTE: A - Includes items 2-4.					

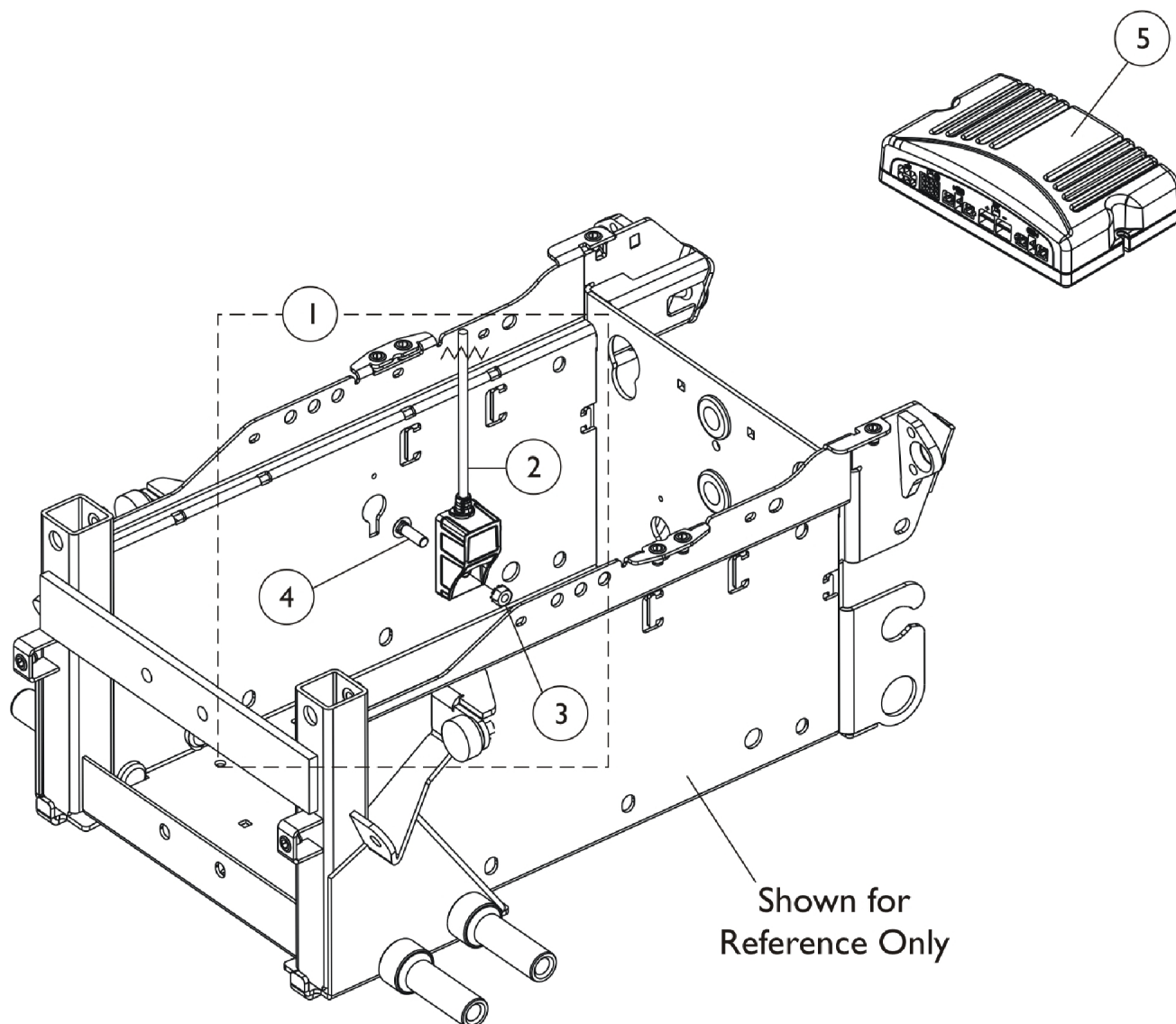
# Controller - G-Trac, 2-Pole & 4-Pole, MK6i - TDXSP / TDXSI



## Controller - G-Trac, 2-Pole & 4-Pole, MK6i - TDXSP / TDXSI

Item Number	Note	Part Number	Description	Quantity Per	
				Package	Assembly
1	A	1157133	Kit, G-Trac Module w/ Mounting Hardware	1	1
2			Harness, Module, Gyro, G-Trac	1	1
3			Nut (M6 x 1)	1	1
4			Screw (M6 x 1 x 20)	1	1
5		1156627	Controller, G-Trac, 2-Pole, MK6i	1	1
5		1156624	Controller, G-Trac, 4-Pole, MK6i	1	1
NOTE: A - Includes items 2-4.					

## Controller - G-Trac, 2-Pole & 4-Pole, MK6i - TDX Spree

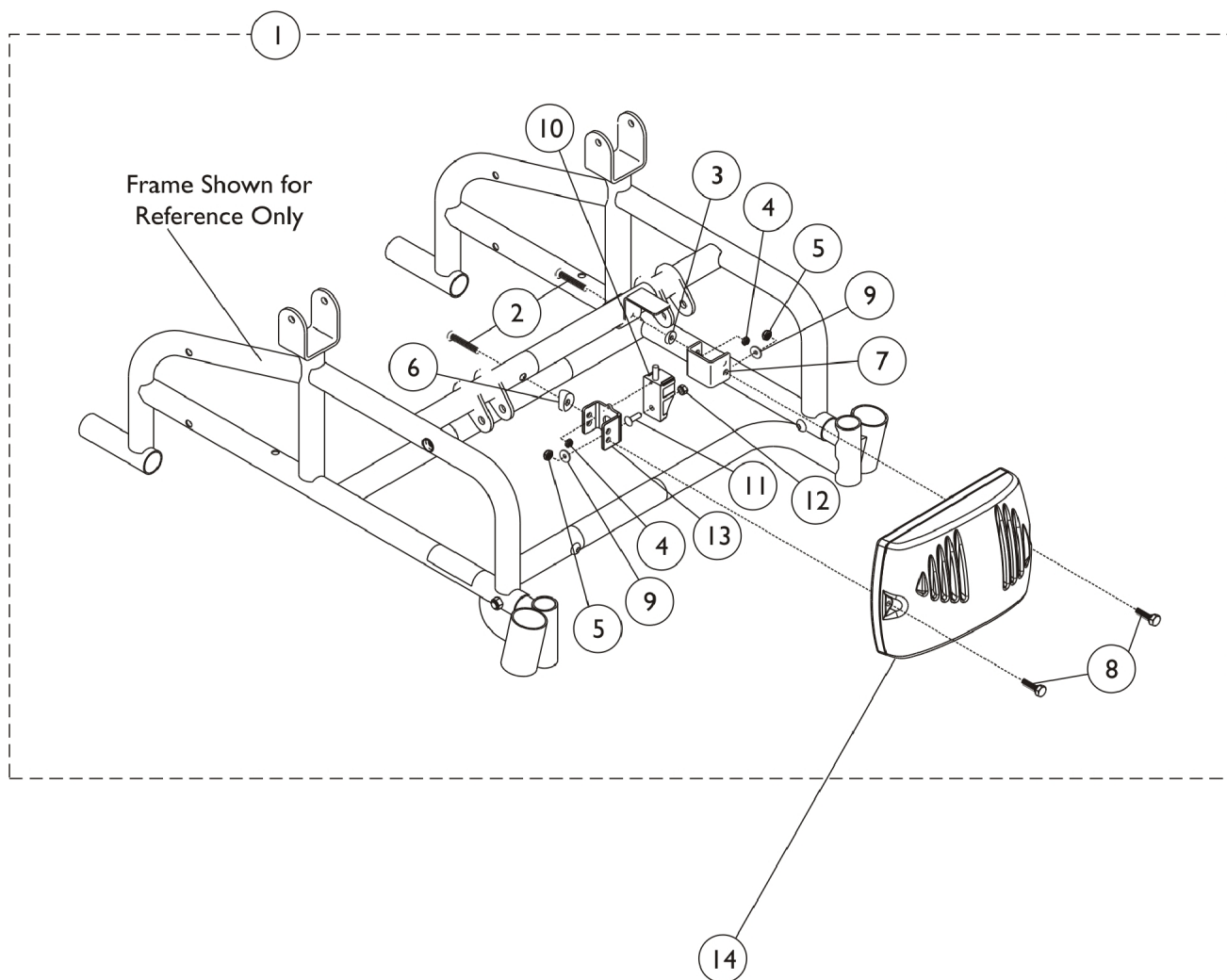


## Controller - G-Trac, 2-Pole & 4-Pole, MK6i - TDX Spree

Item Number	Note	Part Number	Description	Quantity Per	
				Package	Assembly
1	A	1160738	Kit, G-Trac Module w/ Mounting Hardware	1	1
2			Harness, Module, Gyro, G-Trak (638MM)	1	1
3			Nut (M6 x 1)	1	1
4			Screw (M6 x 1 x 20)	1	1
5		1156627	Controller, G-Trac, 2-Pole, MK6i	1	1
5		1156624	Controller, G-Trac, 4-Pole, MK6i	1	1
NOTE: A - Includes items 2-4.					



# Controller, G-Trac, 2-Pole and 4-Pole, MK6i - Power Tiger

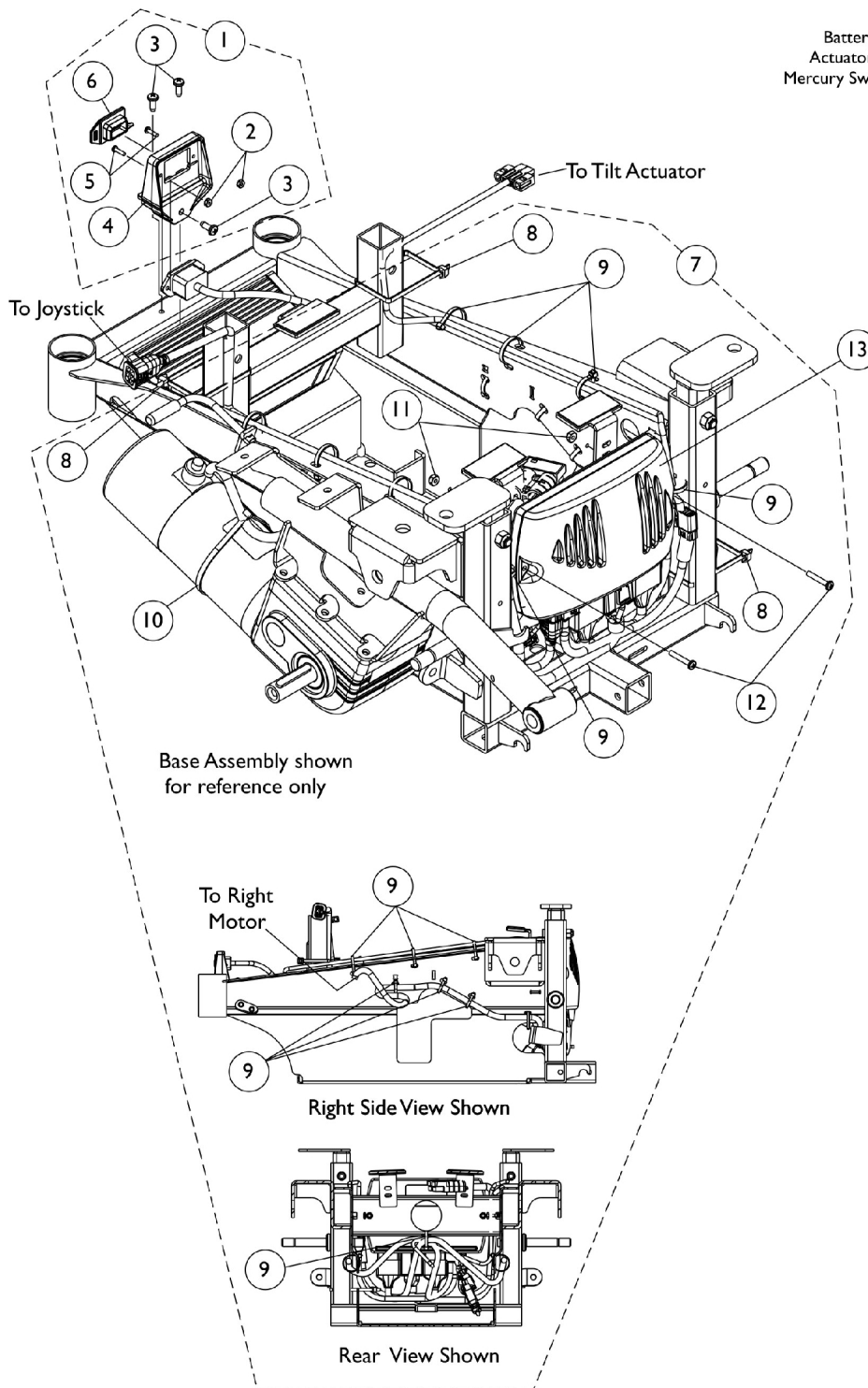


## Controller, G-Trac, 2-Pole and 4-Pole, MK6i - Power Tiger

Item Number	Note	Part Number	Description	Quantity Per	
				Package	Assembly
1	A	1160739	Kit, G-Trac Module w/ Mounting Hardware	1	1
2			Screw, Socket Button Head (1/4-20 x 1-1/2")	1	2
3			Washer (1/4 x 5/8 x 3/32")	1	1
4			Locknut (1/4-20)	1	2
5			Locknut (#8-32)	1	2
6			Spacer, Coved (1/4 x 7/8 x 7/16")	1	1
7			Bracket, Controller Mounting, Black	1	2
8			Screw, Phillips Pan Head (#8-32 x 1")	1	2
9			Washer, Flat (3/16 x 5/8 x 1/16")	1	2
10			Harness, Module, Gyro, G-Trac	1	1
11			Screw (M6 x 1 x 20)	1	1
12			Nut (M6 x 1)	1	1
13			Bracket, Mounting, G-Trac, Black	1	1
14		1156627	Controller, G-Trac, 2-Pole, MK6i	1	1
14		1156624	Controller, G-Trac, 4-Pole, MK6i	1	1

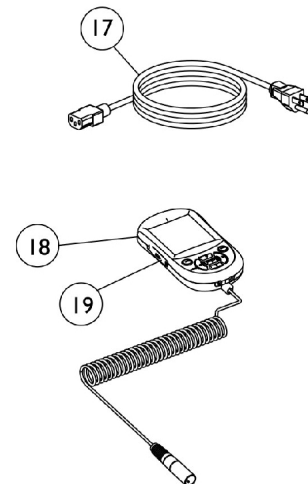
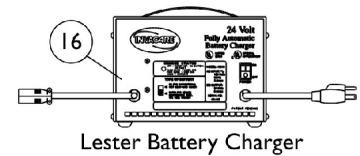
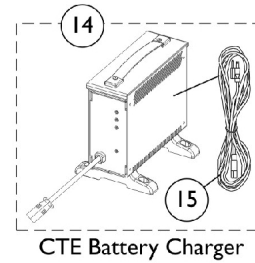
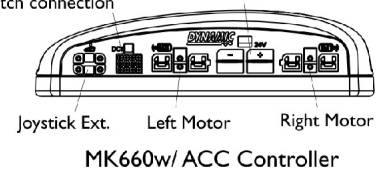
NOTE: A - Includes items 2-13.

# Controller - Programmer & Mtg. Hdwr. - Pronto M51 w/ Formula CG Tilt



Battery Charger,  
Actuator Harness, &  
Mercury Switch connection

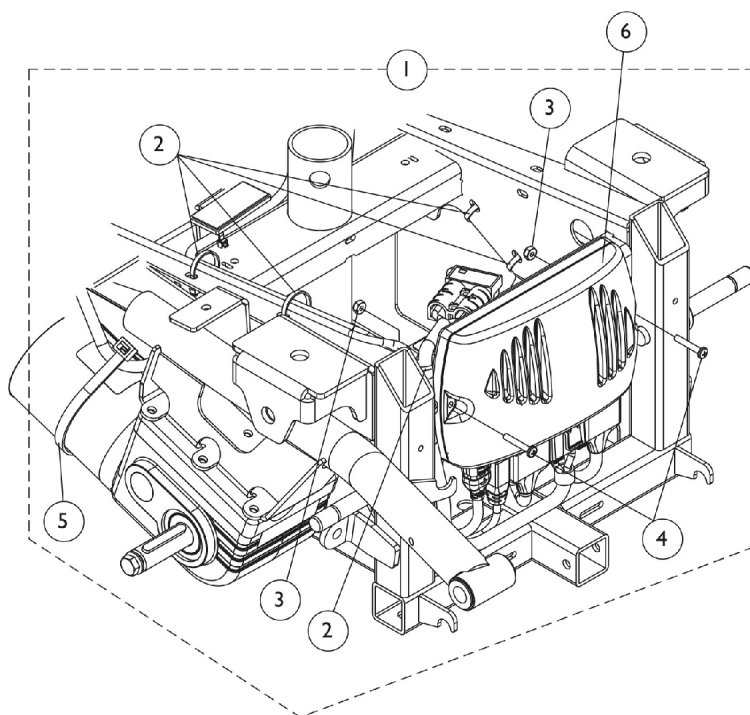
Battery Ext.



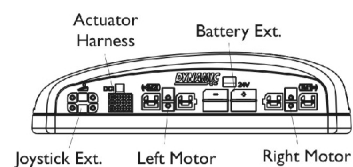
## Controller - Programmer & Mtg. Hdw. - Pronto M51 w/ Formula CG Tilt

Item Number	Note	Part Number	Description	Quantity Per	
				Package	Assembly
1	A	1127301	Kit, Charger Mounting Hardware	1	1
2			Nut, Hex Keps (#4-40)	1	2
3			Screw, Phillips Pan Head Tap (#10-32 x 1/2")	1	3
4			Bracket, Charger Connector, Black	1	1
5			Screw, Phillips Pan Head (#4-40 x 7/16")	1	2
6			Cover, Connector	1	1
7	B	1153344	Kit, Controller Mounting Hardware	1	1
8			Tie Wrap (11-1/2" L)	1	3
9			Tie Wrap (5-5/8" L)	1	17
10			Tie Wrap (17-1/2" L)	1	2
11			Locknut (#8-32)	1	2
12			Screw, Phillips Pan Head (#8-32 x 1")	1	2
13	C,D	1127270	Controller, MK5 NX w/ ACC/ MK660 w/ ACC	1	1
14		1123249	Battery Charger, 8 Amp. 115vac (Off Board) Single Mode Round Plug w/ AC Power Line Cord, CTE Corp.	1	1
15		1089627	Cord, AC Power Line, 115VAC, 2 Prong Off-Board (11' 6" L)	1	1
16		1053161	Charger, Battery, 8 Amp, 115vac, Off Board Dual Mode Round Plug, Lester	1	1
17		1121086	Cord, AC Power Line, 115VAC, 3 Prong On-Board (6' 6-1/2" L)	1	1
18		1139985	Programmer, MK6i	1	1
18	F	1142215	Kit, MK6i Programmer w/ SD Professional Card & Card Holder (1813M6)	1	1
19		1139997	Cover, SD Card Slot	1	1
NOTE: A - Includes items 2-6 B - Includes items 8-12 C - Used on Gel Cell or AGM (Absorbed Glass Mat) batteries. For wet cell batteries refer to the Lester 8 amp charger D - Includes item 15, AC power cord E - Used on Wet Cell Batteries F - The MK6i Programmer Manual (1141471) is not included and is strongly recommended the guide be ordered or downloaded from Literature Fulfillment.					

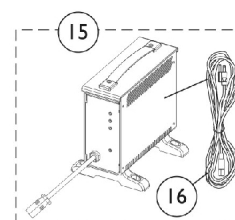
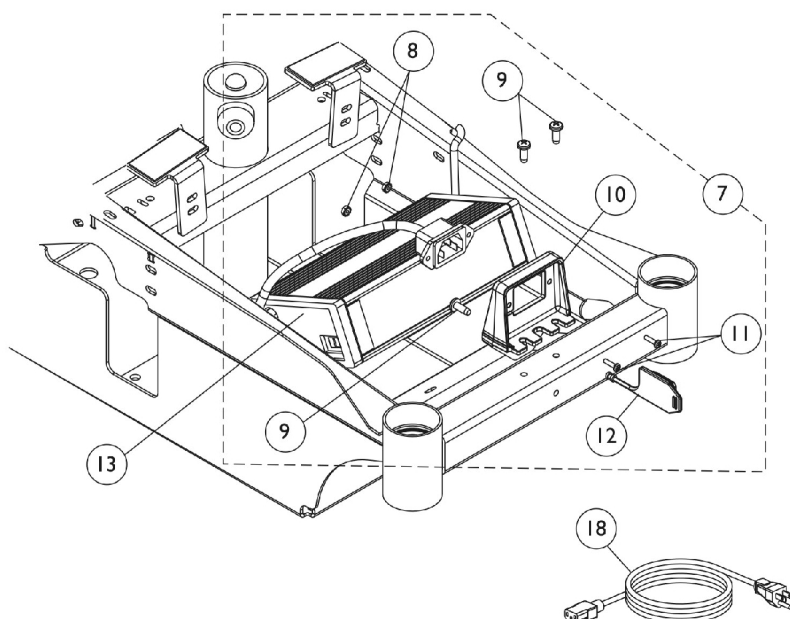
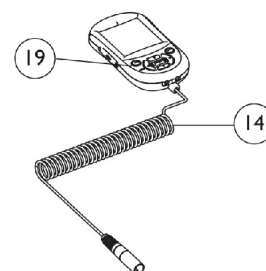
# Controller - Programmer w/ Mtg. Hdwr. - Pronto M61



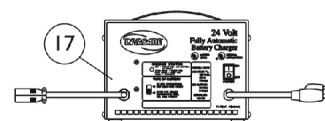
## Controller Connections



## Controller for Elevating Seat



CTE Battery Charger



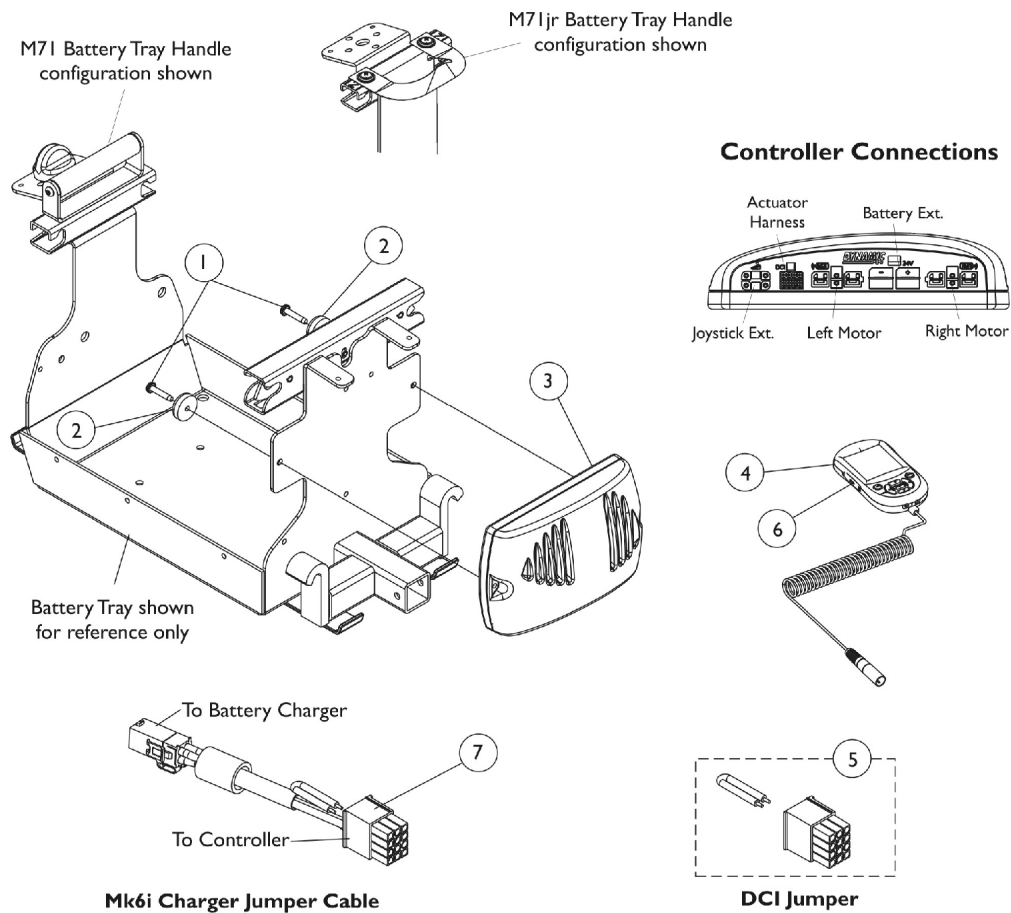
Lester Battery Charger

## Controller - Programmer w/ Mtg. Hdwr. - Pronto M61

Item Number	Note	Part Number	Description	Quantity Per	
				Package	Assembly
1	A	1127302	Kit, Controller Mounting Hardware	1	1
2			Tie Wrap (5-5/8" L)	1	14
3			Locknut (#8-32)	1	2
4			Screw, Phillips Pan Head (#8-32 x 1")	1	2
5			Tie Wrap (17-1/2" L)	1	2
6	G,G1	1127270	Controller, MK5 NX w/ ACC/ MK660 w/ ACC	1	1
7	B	1127301	Kit, Charger Mounting Hardware	1	1
8			Nut, Hex Keps (#4-40)	1	2
9			Screw, Phillips Pan Head Tap (#10-32 x 1/2")	1	3
10			Bracket, Charger Connector, Black	1	1
11			Screw, Phillips Pan Head (#4-40 x 7/16")	1	2
12			Cover, Connector	1	1
13	F	1118923	Charger, Battery with Power Cord 3 Amp, On-Board	1	1
14	H	1139985	Programmer, MK6i	1	1
14	H	1142215	Kit, MK6i Programmer w/ SD Professional Card & Card Holder (1813M6)	1	1
15	C,D	1123249	Battery Charger, 8 Amp. 115vac (Off Board) Single Mode Round Plug w/ AC Power Line Cord, CTE Corp.	1	1
16		1089627	Cord, AC Power Line, 115VAC, 2 Prong Off-Board (11' 6" L)	1	1
17	E	1053161	Charger, Battery, 8 Amp, 115vac, Off Board Dual Mode Round Plug, Lester	1	1
18		1121086	Cord, AC Power Line, 115VAC, 3 Prong On-Board (6' 6-1/2" L)	1	1
19		1139997	Cover, SD Card Slot	1	1
<b>NOTE:</b> A - Includes items 2-5, does not include controller B - Includes items 8-12 C - Used on Gel Cell or AGM (Absorbed Glass Mat) batteries. For wet cell batteries refer to the Lester 8 amp charger D - Includes item 16, AC power cord E - Used on Wet Cell batteries F - On Board charger is included as a standard feature G - The MK5 NX w/ ACC controller was revised to function as a MK660 w/ ACC 10/9/06. a MK660 w/ ACC is backward compatible w/ MK5 electronics. G1 - Any controller in the field manufactured for chairs before 10/9/06 with a controller labeled description MK5 NX w/ ACC "will not" be compatible with MK6i electronics. This note was provided because the part number remained the same. H - The MK6i Programmer Manual (1141471) is not included and is strongly recommended the guide be ordered or downloaded from Literature Fulfillment.					

# Controller - Programmer w/ Mtg. Hdwr. - Pronto M71/Pronto M71jr

MK6i electronics are only used on Pronto M71 chairs with Rehab seats. Chairs that have Van seats use MK5 electronics. See Pronto M71 parts catalog for parts information.



# Controller - Programmer w/ Mtg. Hdwr. - Pronto M71/Pronto M71jr

MK6i electronics are only used on Pronto M71 chairs with Rehab seats. Chairs that have Van seats use MK5 electronics. See Pronto M71 parts catalog for parts information.

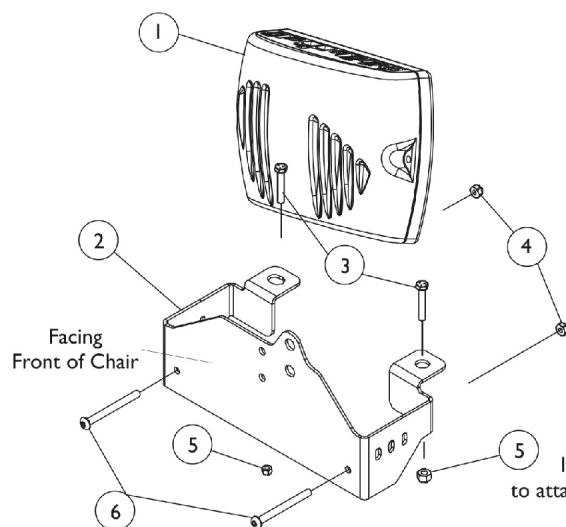
Item Number	Note	Part Number	Description	Quantity Per	
				Package	Assembly
1		1113439	Screw, Phillips Pan Head Tap (#10-32 x 1")	1	2
2		1109471	Bumper with Washer	1	2
3	B,B1,E, E1	1127270	Controller, MK5 NX w/ ACC/ MK660 w/ ACC	1	1
3	F	1148361-NLA	Controller, MK660 w/ ACC	1	1
4	G	1139985	Programmer, MK6i	1	1
4	G	1142215	Kit, MK6i Programmer w/ SD Professional Card & Card Holder (1813M6)	1	1
5	D	1140125	Jumper, DCI	1	1
6		1139997	Cover, SD Card Slot	1	1
7	C	1134169	Cable, MK6i Charger Jumper	1	1
	A	1095502	Package, Cable Tie (11-1/2" L)	10	1

NOTE: A - Not Shown  
 B - The MK5 NX w/ ACC controller was revised to function as a MK660 w/ ACC 10/9/06. A MK660 w/ ACC is backward compatible with MK5 electronics.  
 B1 - Any controller in the field manufactured for chairs before 10/9/06 with a controller label description MK5 NX w/ ACC "will not" be compatible with MK6i electronics. This note was provided because the part number remained the same.  
 C - Jumper Cable used on Pronto M71 (ADJASBA) Seating with an ON-Board Battery Charger and Pronto M71jr. (ASBA) models with an ON-Board Battery Charger and NON-Tilt Seating  
 D - DCI Jumper is used when an MPJ+ Joystick is used  
 E - Part #1148361 controller is no longer required as a replacement for a chair ordered with Manual Tilt Option before 1/19/07.  
 E1 - because the software for part #1127270 was revised 8/31/07 to version 2.61a and now accommodates all Manual Tilt optioned chairs shipped before 1/19/07 as well.  
 F - Used for Chairs with Manual Tilt Option only. Discontinued 8/31/07, see part #1127270 as a direct replacement.  
 G - The MK6i Programmer Manual (1141471) is not included and is strongly recommended the guide be ordered or downloaded from Literature Fulfillment.

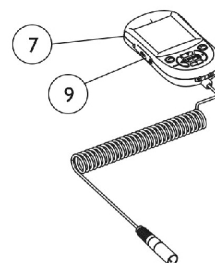
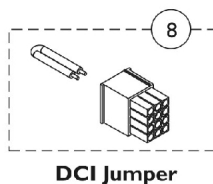
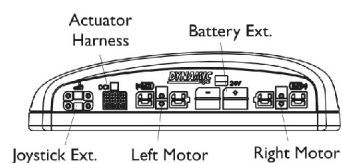


# Controller - Programmer w/ Mtg. Hdw. - Pronto M91/Pronto M94

MK6i electronics are used on Pronto M91 chairs with Rehab seats and all Pronto M94 chairs. Pronto M91 chairs that have Van seats use MK5 electronics. See Pronto M91 parts catalog for parts information.



## Controller Connections

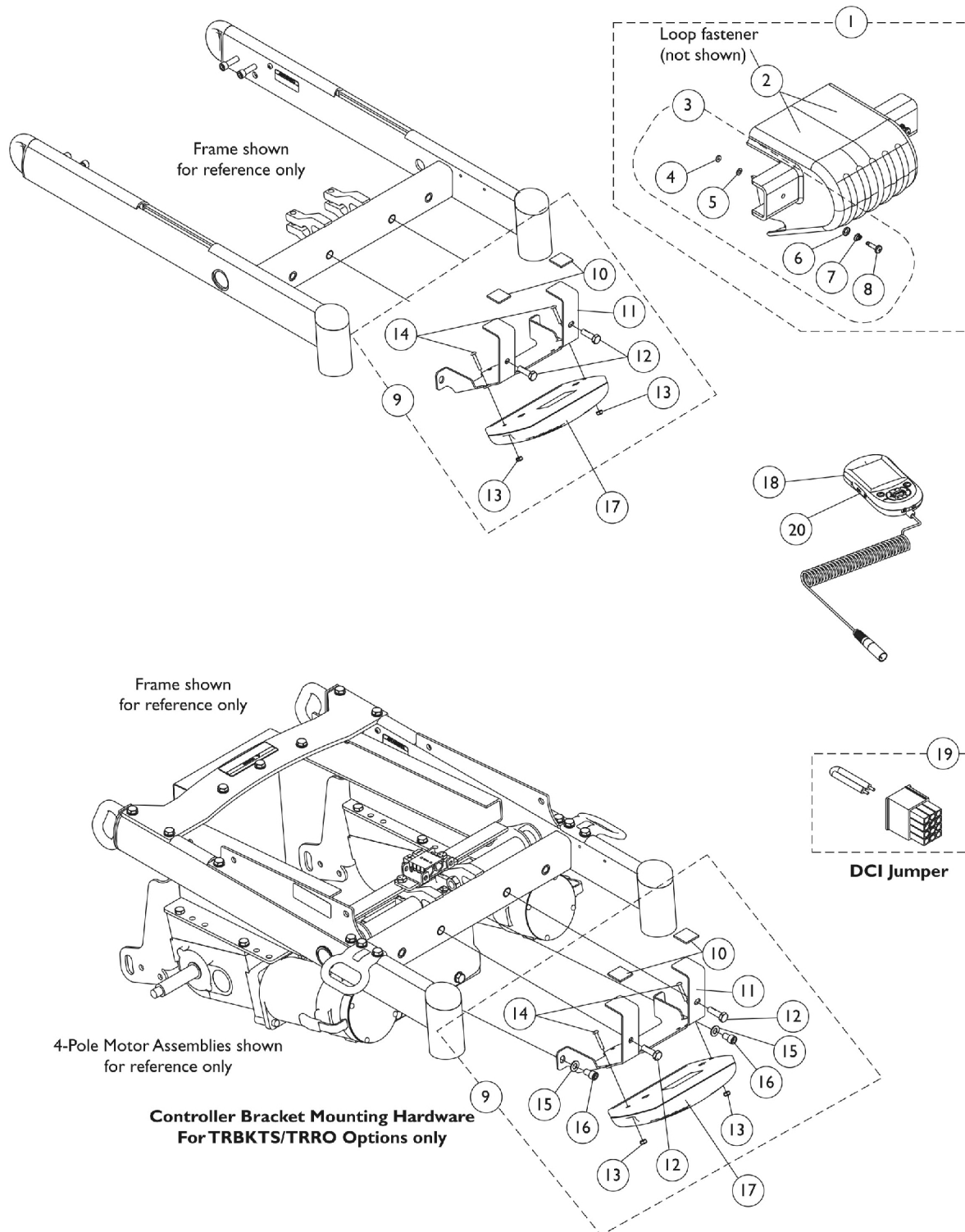


## Controller - Programmer w/ Mtg. Hdwr. - Pronto M91/Pronto M94

**MK6i electronics are used on Pronto M91 chairs with Rehab seats and all Pronto M94 chairs. Pronto M91 chairs that have Van seats use MK5 electronics. See Pronto M91 parts catalog for parts information.**

Item Number	Note	Part Number	Description	Quantity Per	
				Package	Assembly
1		1136897	Controller, MK690	1	1
1	C,C1	1136898	Controller, MK690 w/ ACC	1	1
1	D	1148360-NLA	Controller, MK690 w/ ACC	1	1
2		1110665	Bracket, Controller Mounting, Black	1	1
3		1044939	Screw, Hex Head (5/16-18 x 1-3/4")	1	2
4		1056098	Locknut (#8-32)	1	2
5		1026158	Locknut (5/16-18)	1	2
6		1127352	Screw, Phillips Pan Head (#8-32 x 1")	1	2
7	E	1139985	Programmer, MK6i	1	1
7	E	1142215	Kit, MK6i Programmer w/ SD Professional Card & Card Holder (1813M6)	1	1
8	B	1140125	Jumper, DCI	1	1
9		1139997	Cover, SD Card Slot	1	1
	A	1095502	Package, Cable Tie (11-1/2" L)	10	1
<b>NOTE:</b> A - Not Shown B - DCI Jumper is used when an MPJ+ Joystick is used C - Part # 1136898 is used when a PTO Plus Powered Seating System is ordered and all Base Only orders. When a customer request part # 1136898 for a Base Only order that shipped before 1/19/07, C1 - part #1148360 is no longer required as a replacement because the software for part #1136898 was revised 9/12/07 to version 2.61a and now accommodates all Base Only orders that shipped before 1/19/07 as well. D - Used for all Base Only orders. Discontinued 9/12/07, see part #1136898 as a direct replacement. E - The MK6i Programmer Manual (1141471) is not included and is strongly recommended the guide be ordered or downloaded from Literature Fulfillment.					

# Controller - Programmer - Shroud Cover w/ Mtg. Hdwr. - 3G Storm w/ 4 Pole Motors Non-Powered Seating

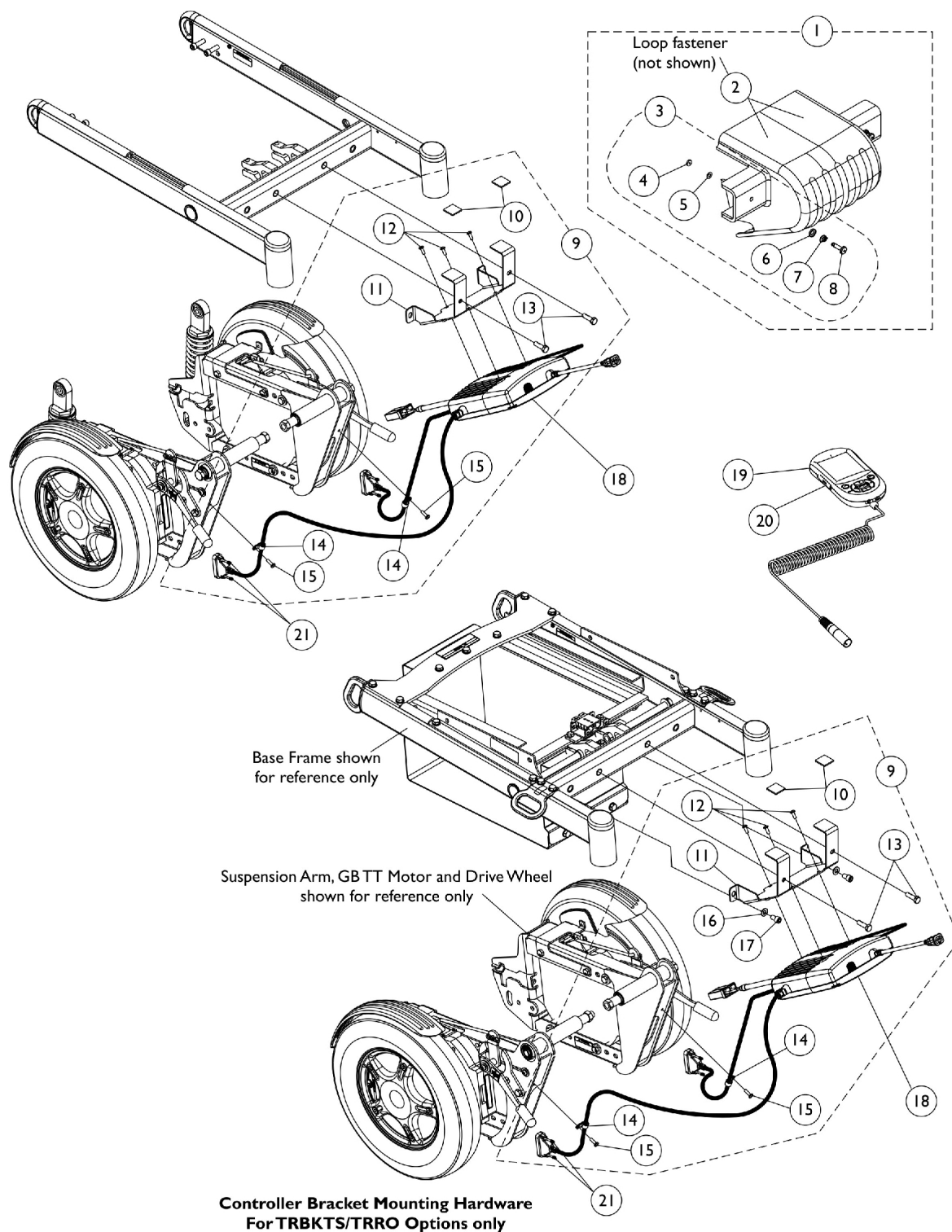


# Controller - Programmer - Shroud Cover w/ Mtg. Hdwr. - 3G Storm w/ 4 Pole Motors Non-Powered Seating

Item Number	Note	Part Number	Description	Quantity Per	
				Package	Assembly
1	A	1104839	Kit, Controller Shroud w/ Hardware	1	1
2		1079246	Fastener, Loop Adhesive Back (1" W x 3" L)	1	2
3	B	1104706	Kit, Controller Shroud Mounting Hardware (Pair)	1	1
4		1110509	Retainer, Stud (1/4" Turn)	1	2
5		1070580	Washer, Nylon Retainer (1/4 x 1/2 x 1/32")	1	2
6		1070581	Washer, Nylon Cupped (9/32 x 19/32 x 3/32")	1	2
7		1093312	Spring, Torsion Ejector	1	2
8		1110508	Stud, Phillips Recess (1/4" Dia. x 1" Long, 1/4 Turn)	1	2
9	C	1145380	Kit, Controller Bracket Mounting Hardware	1	1
10			Fastener, Hook with Adhesive Back (1" W x 1" L)	1	2
11			Bracket, Controller Mounting, Black	1	1
12			Screw, Hex Head w/ Patch (5/16-18 x 1")	1	2
13			Locknut (#8-32)	1	2
14			Screw, Phillips Pan Head (#8-32 x 1")	1	2
9	F	1147373	Kit, Controller Bracket Mounting Hardware (For TRBKTS/TRRO Option)	1	1
10			Fastener, Hook with Adhesive Back (1" W x 1" L)	1	2
11			Bracket, Controller Mounting, Black	1	1
12			Screw, Hex Head w/ Patch (5/16-18 x 1")	1	2
13			Locknut (#8-32)	1	2
14			Screw, Phillips Pan Head (#8-32 x 1")	1	2
15			Washer, Flat (5/16 x 5/8 x 1/16")	1	2
16			Screw, Socket Head Cap (5/16-18 x 1/2")	1	2
17		1136897	Controller, MK690	1	1
17	G,G1	1136898	Controller, MK690 w/ ACC	1	1
17	H	1148360-NLA	Controller, MK690 w/ ACC	1	1
18	I	1139985	Programmer, MK6i	1	1
18	I	1142215	Kit, MK6i Programmer w/ SD Professional Card & Card Holder (1813M6)	1	1
19	E	1140125	Jumper, DCI	1	1
20		1139997	Cover, SD Card Slot	1	1
	D	1095502	Package, Cable Tie (11-1/2" L)	10	1

NOTE: A - Includes shroud cover and items 2-3.  
B - Includes items 4-8.  
C - Includes items 10-14.  
D - Not Shown  
E - DCI Jumper is used when an MPJ+ Joystick is used  
F - Includes items 10-16  
G - Part # 1136898 is used for all Base Only orders. When a customer request part # 1136898 for a Base Only order that shipped before 1/19/07,  
G1 - part #1148360 is no longer required as a replacement because the software for part #1136898 was revised 9/12/07 to version 2.61a and now accommodates all Base Only orders that shipped before 1/19/07 as well.  
H - Used for all Base Only orders. Discontinued 9/12/07, see part #1136898 as a direct replacement.  
I - The MK6i Programmer Manual (1141471) is not included and is strongly recommended the guide be ordered or downloaded from Literature Fulfillment.

# Controller - Programmer - Shroud Cover w/ Mtg. Hdwr. - 3G Storm w/ GB TT Motors Non-Powered Seating

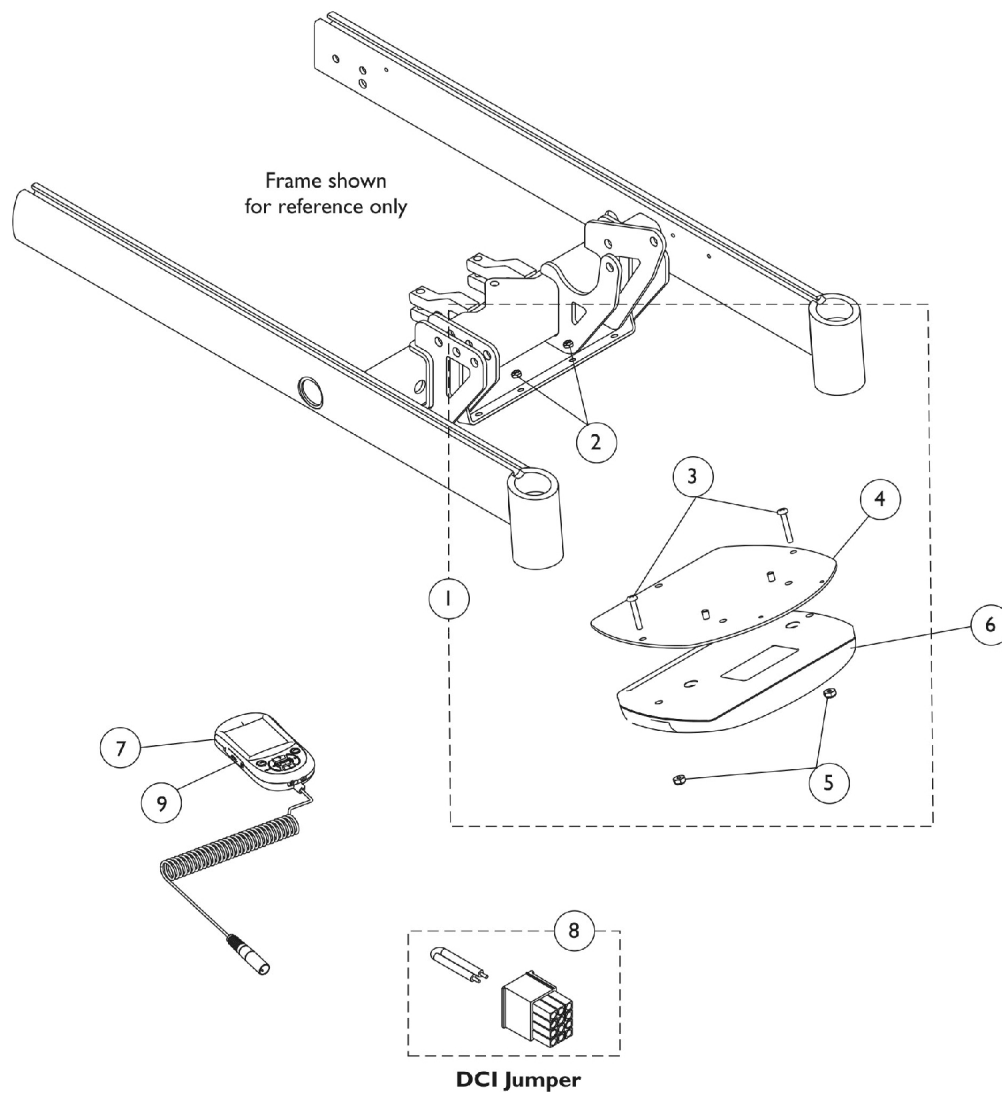


# Controller - Programmer - Shroud Cover w/ Mtg. Hdwr. - 3G Storm w/ GB TT Motors Non-Powered Seating

Item Number	Note	Part Number	Description	Quantity Per	
				Package	Assembly
1	A	1104839	Kit, Controller Shroud w/ Hardware	1	1
2		1079246	Fastener, Loop Adhesive Back (1" W x 3" L)	1	2
3	B	1104706	Kit, Controller Shroud Mounting Hardware (Pair)	1	1
4		1110509	Retainer, Stud (1/4" Turn)	1	2
5		1070580	Washer, Nylon Retainer (1/4 x 1/2 x 1/32")	1	2
6		1070581	Washer, Nylon Cupped (9/32 x 19/32 x 3/32")	1	2
7		1093312	Spring, Torsion Ejector	1	2
8		1110508	Stud, Phillips Recess (1/4" Dia. x 1" Long, 1/4 Turn)	1	2
9	C	1145386	Kit, Controller Bracket Mounting Hardware	1	1
10			Fastener, Hook with Adhesive Back (1" W x 1" L)	1	2
11			Bracket, Controller Mounting, Black	1	1
12			Screw, Phillips Pan Head w/ Patch (#10-32 x 1/2")	1	3
13			Screw, Hex Head w/ Patch (5/16-18 x 1")	1	2
14			Clamp, Cable (9/16")	1	2
15			Screw, Phillips Pan Head (#10-32 x 5/8")	1	2
9	C	1142210	Kit, Controller Bracket Mounting Hardware (For TRRO/TRBKTS Options)	1	1
10			Fastener, Hook with Adhesive Back (1" W x 1" L)	1	2
11			Bracket, Controller Mounting, Black	1	1
12			Screw, Phillips Pan Head w/ Patch (#10-32 x 1/2")	1	3
13			Screw, Hex Head w/ Patch (5/16-18 x 1")	1	2
14			Clamp, Cable (9/16")	1	2
15			Screw, Phillips Pan Head (#10-32 x 5/8")	1	2
16			Washer, Flat (5/16 x 5/8 x 1/16")	1	2
17			Screw, Socket Head Cap (5/16-18 x 1/2")	1	2
18	F	1134213	Controller w/ Gasket Connectors, MK6i GB TT RWD	1	1
19	H	1139985	Programmer, MK6i	1	1
19	H	1142215	Kit, MK6i Programmer w/ SD Professional Card & Card Holder (1813M6)	1	1
20		1139997	Cover, SD Card Slot	1	1
21		1159217	Package, Thumb Screw (1-1/2" L)	10	1
	E	1095502	Package, Cable Tie (11-1/2" L)	10	1
	E,G,G1	1134214	Kit, GB HD Controller Gasket Connector	1	1

NOTE: A - Includes shroud cover and items 2-3  
B - Includes items 4-8  
C - Includes items 10-15  
E - Not Shown  
F - Controller will include Gasket Connectors created 10/26/07 that will be attached to the motor cables. Part number on controller will reference 1140040, always order 1134213 as a service parts replacement  
G - Kit was created 10/26/07 and attaches to the controller motor cables. Includes 2 ea. GB HD Controller Gasket Connectors, 2 ea. Silicon Lubricant Packets, 1 ea. Instruction Sheet. Individual components are non-saleable.  
G1 - The kit can retrofit to existing GB HD controllers in the field  
H - The MK6i Programmer Manual (1141471) is not included and is strongly recommended the guide be ordered or downloaded from Literature Fulfillment.

# Controller - Programmer w/ Mtg. Hdwr. - 3G Storm w/ 4 Pole Motors & PTO Seating

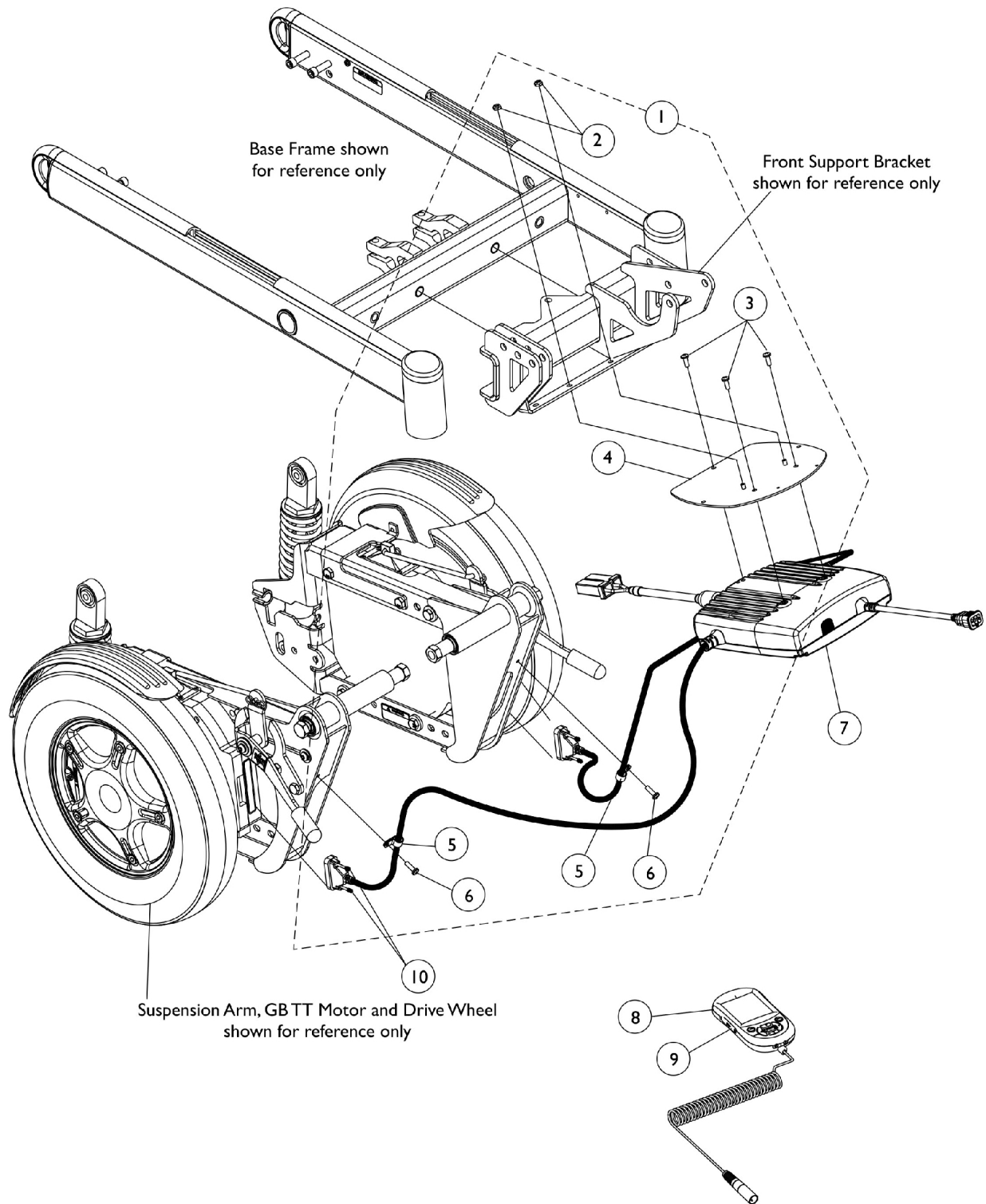


## Controller - Programmer w/ Mtg. Hdwr. - 3G Storm w/ 4 Pole Motors & PTO Seating

Item Number	Note	Part Number	Description	Quantity Per	
				Package	Assembly
1	A	1145384	Kit, Controller Bracket with Hardware	1	1
2			Locknut (#10-32)	1	2
3			Screw, Phillips Pan Head (#8-32 x 1")	1	2
4			Bracket, Controller Mounting, Black	1	1
5			Locknut (#8-32)	1	2
6	D	1136898	Controller, MK690 w/ ACC	1	1
7		1139985	Programmer, MK6i	1	1
7		1142215	Kit, MK6i Programmer w/ SD Professional Card & Card Holder (1813M6)	1	1
8	C	1140125	Jumper, DCI	1	1
9	B	1139997	Cover, SD Card Slot	1	1
		1095502	Package, Cable Tie (11-1/2" L)	10	1
NOTE: A - Inculdes items 2-5. B - Not Shown C - DCI Jumper is used when an MPJ+ Joystick is used D - The MK6i Programmer Manual (1141471) is not included and is strongly recommended the guide be ordered or downloaded from Literature Fulfillment.					



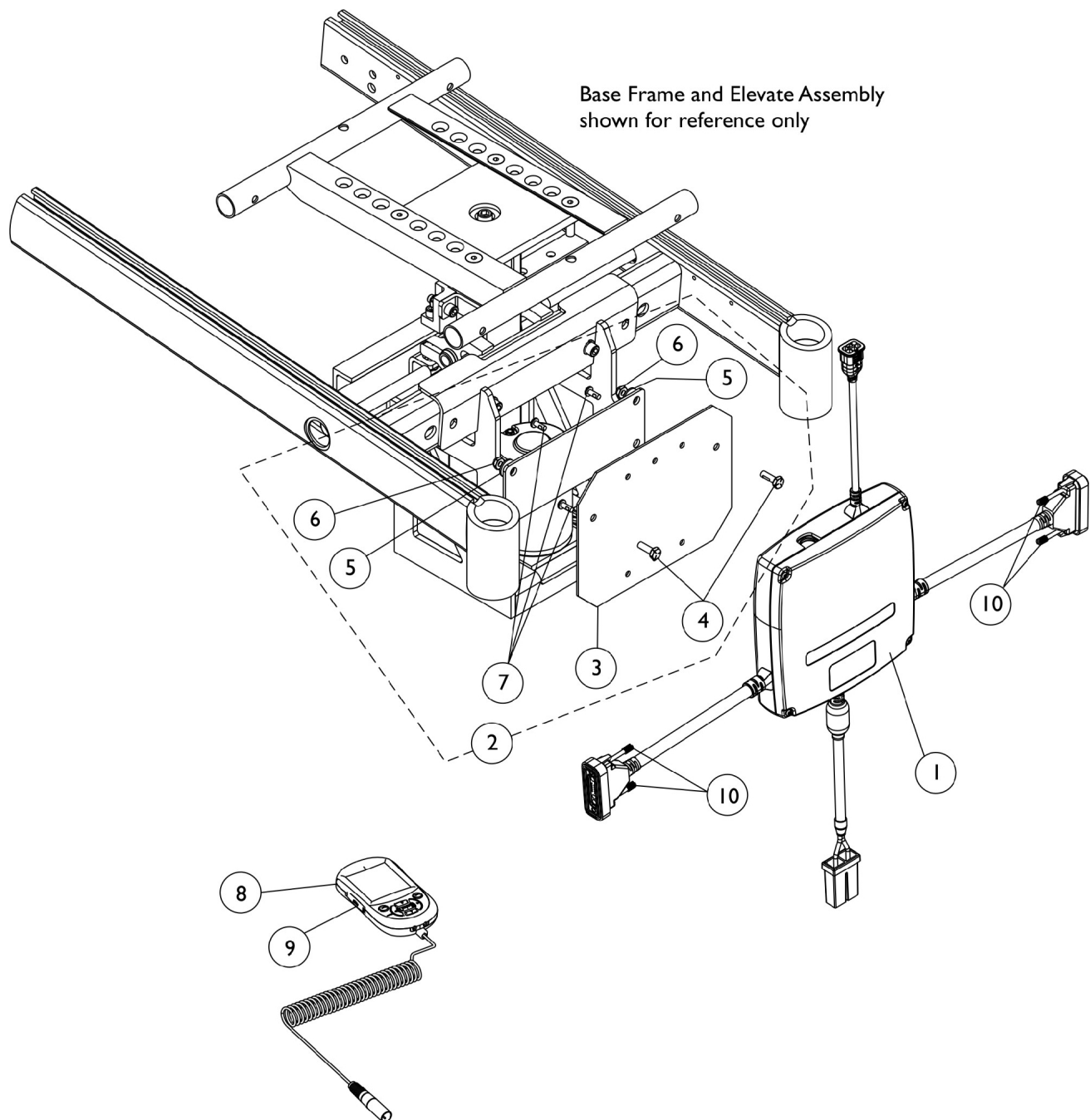
# Controller - Programmer w/ Mtg. Hdwr. - 3G Storm w/ GB TT Motors & PTO Seating



## Controller - Programmer w/ Mtg. Hdwr. - 3G Storm w/ GB TT Motors & PTO Seating

Item Number	Note	Part Number	Description	Quantity Per	
				Package	Assembly
1	A	1145387	Kit, Controller Bracket Mounting Hardware	1	1
2			Locknut (#10-32)	1	2
3			Screw, Phillips Pan Head w/ Patch (#10-32 x 1/2")	1	3
4			Bracket, Controller Mounting, Black	1	1
5			Clamp, Cable (9/16")	1	2
6			Screw, Phillips Pan Head (#10-32 x 5/8")	1	2
7	C	1134213	Controller w/ Gasket Connectors, MK6i GB TT RWD	1	1
8	E	1139985	Programmer, MK6i	1	1
8	E	1142215	Kit, MK6i Programmer w/ SD Professional Card & Card Holder (1813M6)	1	1
9		1139997	Cover, SD Card Slot	1	1
10		1159217	Package, Thumb Screw (1-1/2" L)	10	1
	B	1095502	Package, Cable Tie (11-1/2" L)	10	1
	B,D,D1	1134214	Kit, GB HD Controller Gasket Connector	1	1
NOTE: A - Includes items 2-6 B - Not Shown. C - Controller will include Gasket Connectors created 10/26/07 that will be attached to the motor cables. Part number on controller will reference 1140040, always order 1134213 as a service parts replacement D - Kit was created 10/26/07 and attaches to the controller motor cables. Includes 2 ea. GB HD Controller Gasket Connectors, 2 ea. Silicon Lubricant Packets, 1 ea. Instruction Sheet. Individual components are non-saleable. D1 - The kit can retrofit to existing GB HD controllers in the field E - The MK6i Programmer Manual (1141471) is not included and is strongly recommended the guide be ordered or downloaded from Literature Fulfillment.					

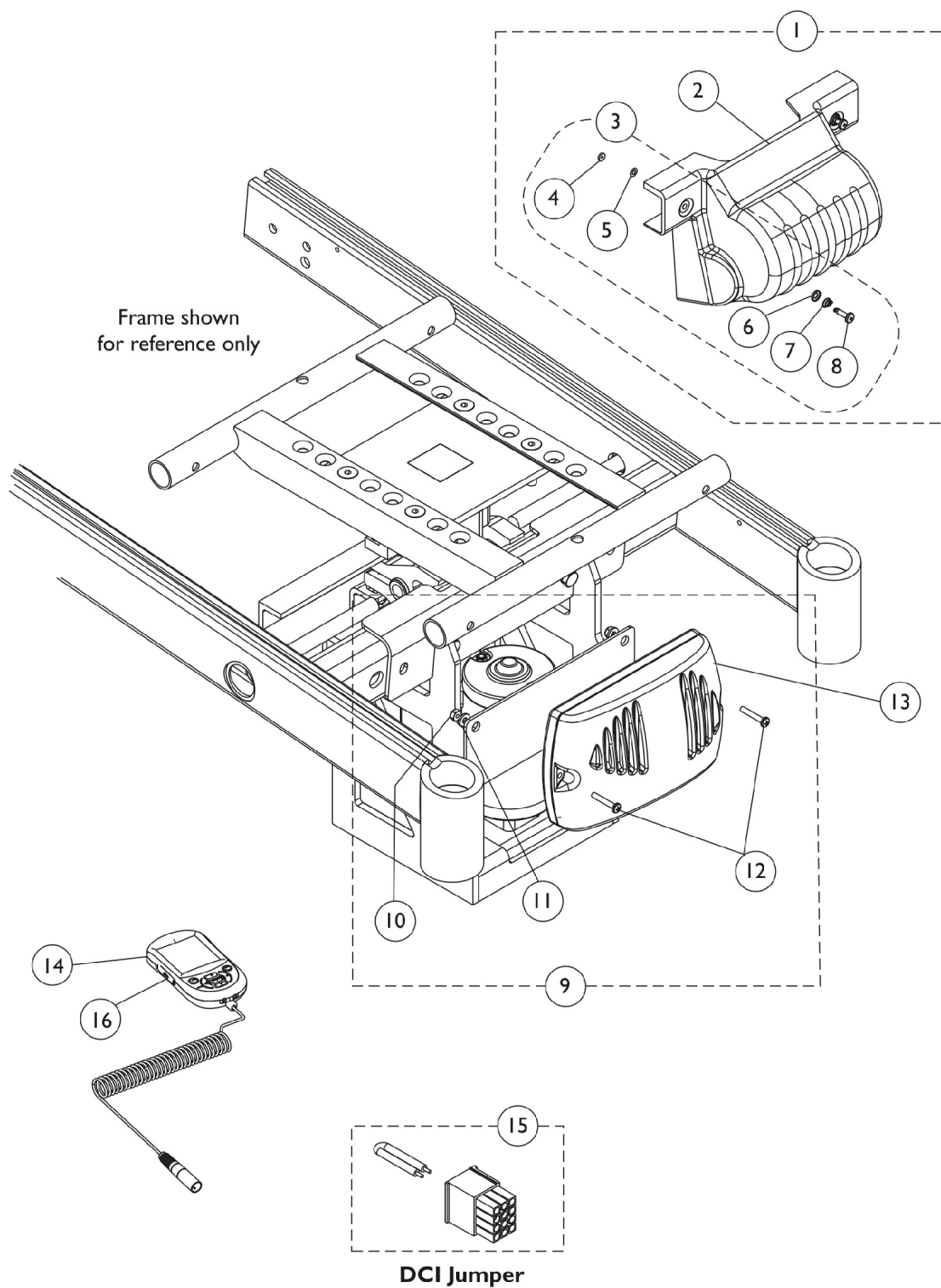
# Controller - Programmer w/ Mtg. Hdwr. - 3G Storm w/ GB TT Motors & Formula CG Elevate



## Controller - Programmer w/ Mtg. Hdwr. - 3G Storm w/ GB TT Motors & Formula CG Elevate

Item Number	Note	Part Number	Description	Quantity Per	
				Package	Assembly
1	A	1134213	Controller w/ Gasket Connectors, MK6i GB TT RWD	1	1
2	B	1151800	Kit, GB HD Controller Mounting Hardware	1	1
3			Plate, GB HD Controller Mounting	1	1
4			Screw, Hex Head w/ Patch (1/4-20 x 3/4")	1	2
5			Washer (1/4 x 23/32 x 1/16")	1	2
6			Locknut (1/4-20)	1	2
7			Screw, Phillips Pan Head w/ Patch (#10-32 x 1/2")	1	3
8	E	1139985	Programmer, MK6i	1	1
8	E	1142215	Kit, MK6i Programmer w/ SD Professional Card & Card Holder (1813M6)	1	1
9		1139997	Cover, SD Card Slot	1	1
10		1159217	Package, Thumb Screw (1-1/2" L)	10	1
	C	1095502	Package, Cable Tie (11-1/2" L)	10	1
	C,D,D1	1134214	Kit, GB HD Controller Gasket Connector	1	1
<b>NOTE:</b> A - Controller will include Gasket Connectors created 10/26/07 that will be attached to the motor cables. Part number on controller will reference 1140040, always order 1134213 as a service parts replacement B - Includes items 3-7 C - Not Shown D - Kit was created 10/26/07 and attaches to the controller motor cables. Includes 2 ea. GB HD Controller Gasket Connectors, 2 ea. Silicon Lubricant Packets, 1 ea. Instruction Sheet. Individual components are non-saleable. D1 - The kit can retrofit to existing GB HD controllers in the field E - The MK6i Programmer Manual (1141471) is not included and is strongly recommended the guide be ordered or downloaded from Literature Fulfillment.					

# Controller - Programmer - Shroud Cover w/ Mtg. Hdw. - 3G Storm w/ 4 Pole Motors & Formula CG Elevate

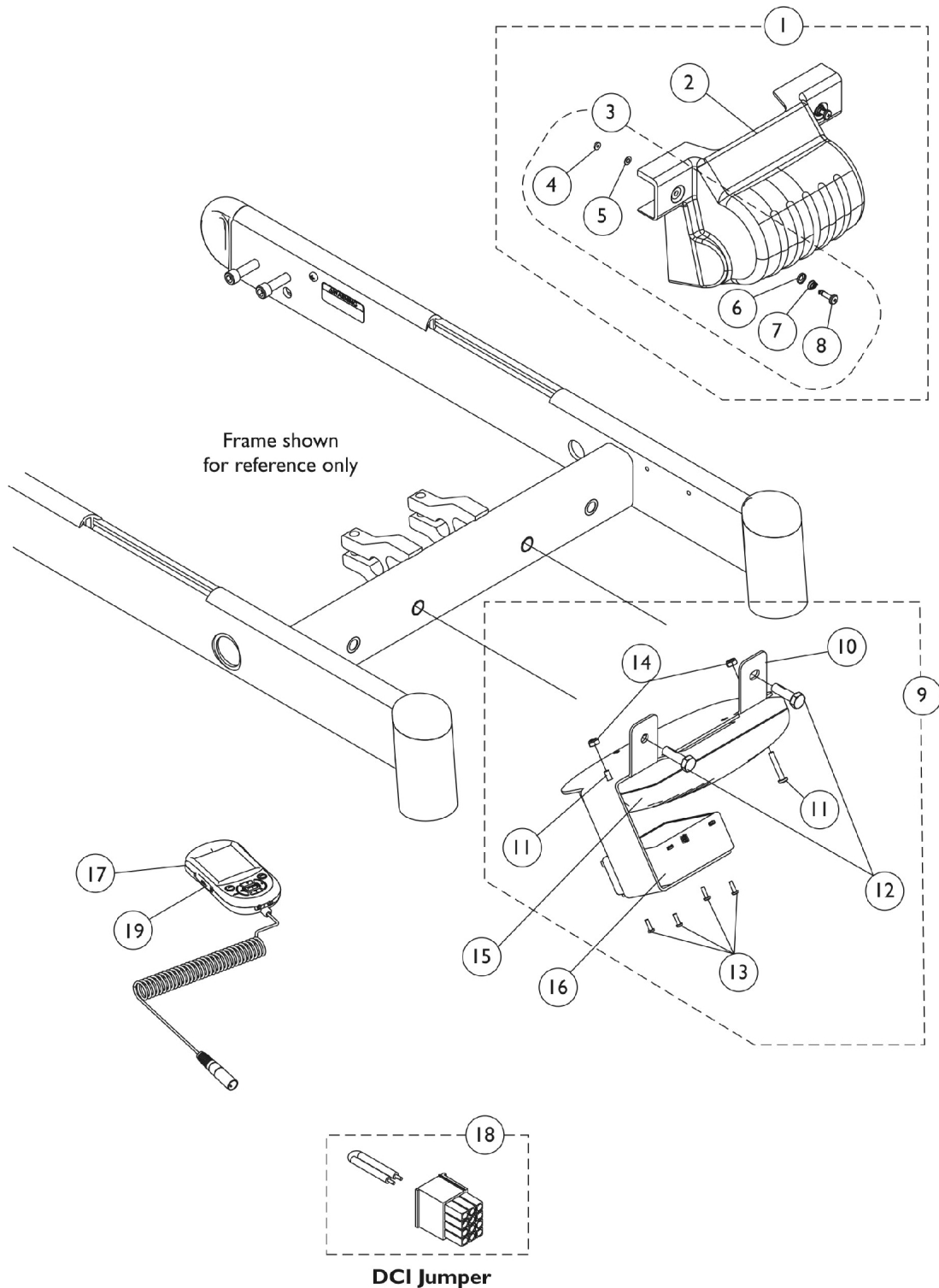


## Controller - Programmer - Shroud Cover w/ Mtg. Hdwr. - 3G Storm w/ 4 Pole Motors & Formula CG Elevate

Item Number	Note	Part Number	Description	Quantity Per	
				Package	Assembly
1	A	1144784	Kit, Controller Shroud with Hardware	1	1
2			Shroud, Controller	1	1
4			Retainer, Stud (1/4" Turn)	1	2
5			Washer, Nylon Retainer (1/4 x 1/2 x 1/32")	1	2
6			Washer, Nylon Cupped (9/32 x 19/32 x 3/32")	1	2
7			Spring, Torsion Ejector	1	2
8			Stud, Phillips Recess (1/4" Dia. x 1" Long, 1/4 Turn)	1	2
3			B	1104706	Kit, Controller Shroud Mounting Hardware (Pair)
4	1110509	Retainer, Stud (1/4" Turn)		1	2
5	1070580	Washer, Nylon Retainer (1/4 x 1/2 x 1/32")		1	2
6	1070581	Washer, Nylon Cupped (9/32 x 19/32 x 3/32")		1	2
7	C	1093312	Spring, Torsion Ejector	1	2
8		1110508	Stud, Phillips Recess (1/4" Dia. x 1" Long, 1/4 Turn)	1	2
9		1145570	Kit, Controller Mounting Hardware	1	1
10		Locknut (#8-32)	1	2	
11		Washer, Steel (3/16 x 7/16 x 1/16")	1	2	
12		Screw, Phillips Pan Head (#8-32 x 1")	1	2	
13		1136898	Controller, MK690 w/ ACC	1	1
14		F	1139985	Programmer, MK6i	1
14	F	1142215	Kit, MK6i Programmer w/ SD Professional Card & Card Holder (1813M6)	1	1
15	E	1140125	Jumper, DCI	1	1
16	D	1139997	Cover, SD Card Slot	1	1
		1095502	Package, Cable Tie (11-1/2" L)	10	1
NOTE: A - Includes items 2 and 3. B - Includes items 4-8. C - Includes items 10-12. D - Not Shown E - DCI Jumper is used when an MPJ+ Joystick is used F - The MK6i Programmer Manual (1141471) is not included and is strongly recommended the guide be ordered or downloaded from Literature Fulfillment.					

# Controller - Programmer - Shroud Cover - MK6i TRAM w/ Mtg. Hdwr. - 3G Storm w/ 4 Pole Motors and Formula CG

NOTE: After 12/9/07 the TRAM Module was relocated next to the Recline Actuator Conventional Motor for Tilt/Recline & Recline Only systems



# Controller - Programmer - Shroud Cover - MK6i TRAM w/ Mtg. Hdwr. - 3G Storm w/ 4 Pole Motors and Formula CG

NOTE: After 12/9/07 the TRAM Module was relocated next to the Recline Actuator Conventional Motor for Tilt/Recline & Recline Only systems

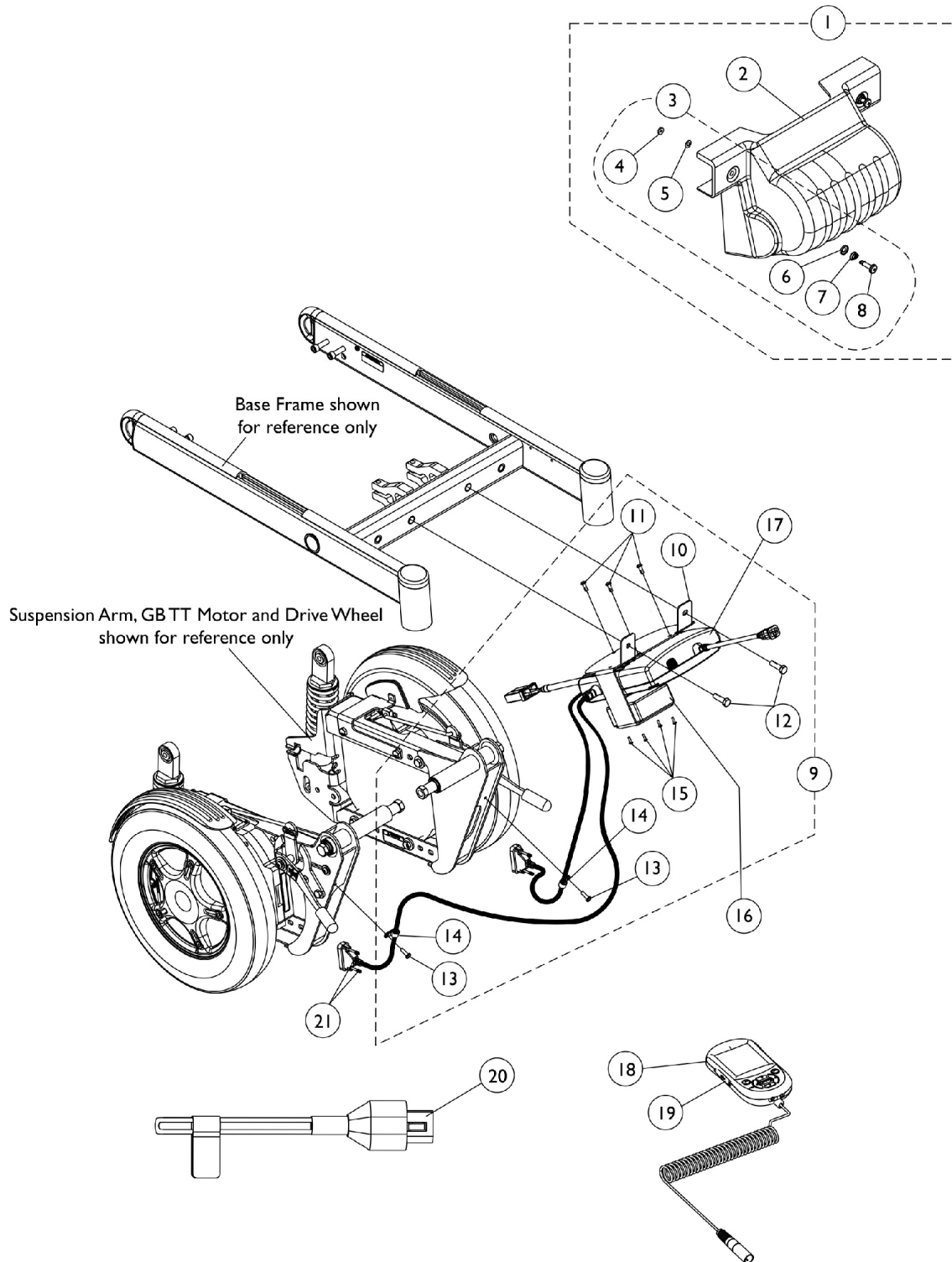
Item Number	Note	Part Number	Description	Quantity Per	
				Package	Assembly
1	A	1144784	Kit, Controller Shroud with Hardware	1	1
2			Shroud, Controller	1	1
4			Retainer, Stud (1/4" Turn)	1	2
5			Washer, Nylon Retainer (1/4 x 1/2 x 1/32")	1	2
6			Washer, Nylon Cupped (9/32 x 19/32 x 3/32")	1	2
7			Spring, Torsion Ejector	1	2
8			Stud, Phillips Recess (1/4" Dia. x 1" Long, 1/4 Turn)	1	2
3	B	1104706	Kit, Controller Shroud Mounting Hardware (Pair)	1	1
4		1110509	Retainer, Stud (1/4" Turn)	1	2
5		1070580	Washer, Nylon Retainer (1/4 x 1/2 x 1/32")	1	2
6		1070581	Washer, Nylon Cupped (9/32 x 19/32 x 3/32")	1	2
7		1093312	Spring, Torsion Ejector	1	2
8		1110508	Stud, Phillips Recess (1/4" Dia. x 1" Long, 1/4 Turn)	1	2
9	C	1145381	Kit, Controller Bracket with Hardware	1	1
10			Bracket, Controller Mounting, Black	1	1
11			Locknut (#8-32)	1	2
12			Screw, Hex Head w/ Patch (5/16-18 x 1")	1	2
13			Screw, Phillips Pan Head (#4-40 x 3/8")	1	4
14			Locknut (#8-32)	1	2
15		1136898	Controller, MK690 w/ ACC	1	1
16		1140098	Module, Tilt Recline Actuator (TRAM) - MK6i	1	1
17	G	1139985	Programmer, MK6i	1	1
17	G	1142215	Kit, MK6i Programmer w/ SD Professional Card & Card Holder (1813M6)	1	1
18	E	1140125	Jumper, DCI	1	1
19		1139997	Cover, SD Card Slot	1	1
	D	1095502	Package, Cable Tie (11-1/2" L)	10	1
	F	1101400	Harness, ELRPW Power Legrest - Right	1	1

NOTE: A - Includes items 2 and 3.  
 B - Includes items 4-8.  
 C - Includes items 10-14.  
 D - Not Shown  
 E - DCI Jumper is used when an MPJ+ Joystick is used  
 F - Not Shown. ELRPW Power Legrest Harness part #1101400 is used to connect between the TRAM Module and the Tilt Actuator as well  
 G - The MK6i Programmer Manual (1141471) is not included and is strongly recommended the guide be ordered or downloaded from Literature Fulfillment.



# Controller - Programmer - Shroud Cover - MK6i TRAM w/ Mtg. Hdwr. - 3G Storm w/ GB TT Motors and Formula CG

NOTE: After 12/9/07 the TRAM Module was relocated next to the Recline Actuator Conventional Motor for Tilt/Recline & Recline Only systems. Tilt Only Systems with Conventional Tilt Actuator Motors use a GTAM module in place of the TRAM module also.



# Controller - Programmer - Shroud Cover - MK6i TRAM w/ Mtg. Hdwr. - 3G Storm w/ GB TT Motors and Formula CG

**NOTE: After 12/9/07 the TRAM Module was relocated next to the Recline Actuator Conventional Motor for Tilt/Recline & Recline Only systems. Tilt Only Systems with Conventional Tilt Actuator Motors use a GTAM module in place of the TRAM module also.**

Item Number	Note	Part Number	Description	Quantity Per	
				Package	Assembly
1	A	1144784	Kit, Controller Shroud with Hardware	1	1
2			Shroud, Controller	1	1
4			Retainer, Stud (1/4" Turn)	1	2
5			Washer, Nylon Retainer (1/4 x 1/2 x 1/32")	1	2
6			Washer, Nylon Cupped (9/32 x 19/32 x 3/32")	1	2
7			Spring, Torsion Ejector	1	2
8			Stud, Phillips Recess (1/4" Dia. x 1" Long, 1/4 Turn)	1	2
3	B	1104706	Kit, Controller Shroud Mounting Hardware (Pair)	1	1
4		1110509	Retainer, Stud (1/4" Turn)	1	2
5		1070580	Washer, Nylon Retainer (1/4 x 1/2 x 1/32")	1	2
6		1070581	Washer, Nylon Cupped (9/32 x 19/32 x 3/32")	1	2
7		1093312	Spring, Torsion Ejector	1	2
8		1110508	Stud, Phillips Recess (1/4" Dia. x 1" Long, 1/4 Turn)	1	2
9	C	1145385	Kit, Controller Bracket Mounting Hardware	1	1
10			Bracket, Controller Mounting, Black	1	1
11			Screw, Phillips Pan Head w/ Patch (#10-32 x 1/2")	1	3
12			Screw, Hex Head w/ Patch (5/16-18 x 1")	1	2
13			Screw, Phillips Pan Head (#10-32 x 5/8")	1	2
14			Clamp, Cable (9/16")	1	2
15			Screw, Phillips Pan Head (#4-40 x 3/8")	1	4
16	D,D1	1140098	Module, Tilt Recline Actuator (TRAM) - MK6i	1	1
17	F	1134213	Controller w/ Gasket Connectors, MK6i GB TT RWD	1	1
18	I	1139985	Programmer, MK6i	1	1
18	I	1142215	Kit, MK6i Programmer w/ SD Professional Card & Card Holder (1813M6)	1	1
19		1139997	Cover, SD Card Slot	1	1
20	D	1142223	Plug Assembly, Max Angle Shorting	1	1
21		1159217	Package, Thumb Screw (1-1/2" L)	10	1
		1095502	Package, Cable Tie (11-1/2" L)	10	1
	E,G	1134214	Kit, GB HD Controller Gasket Connector	1	1
	H	1101400	Harness, ELRPW Power Legrest - Right	1	1

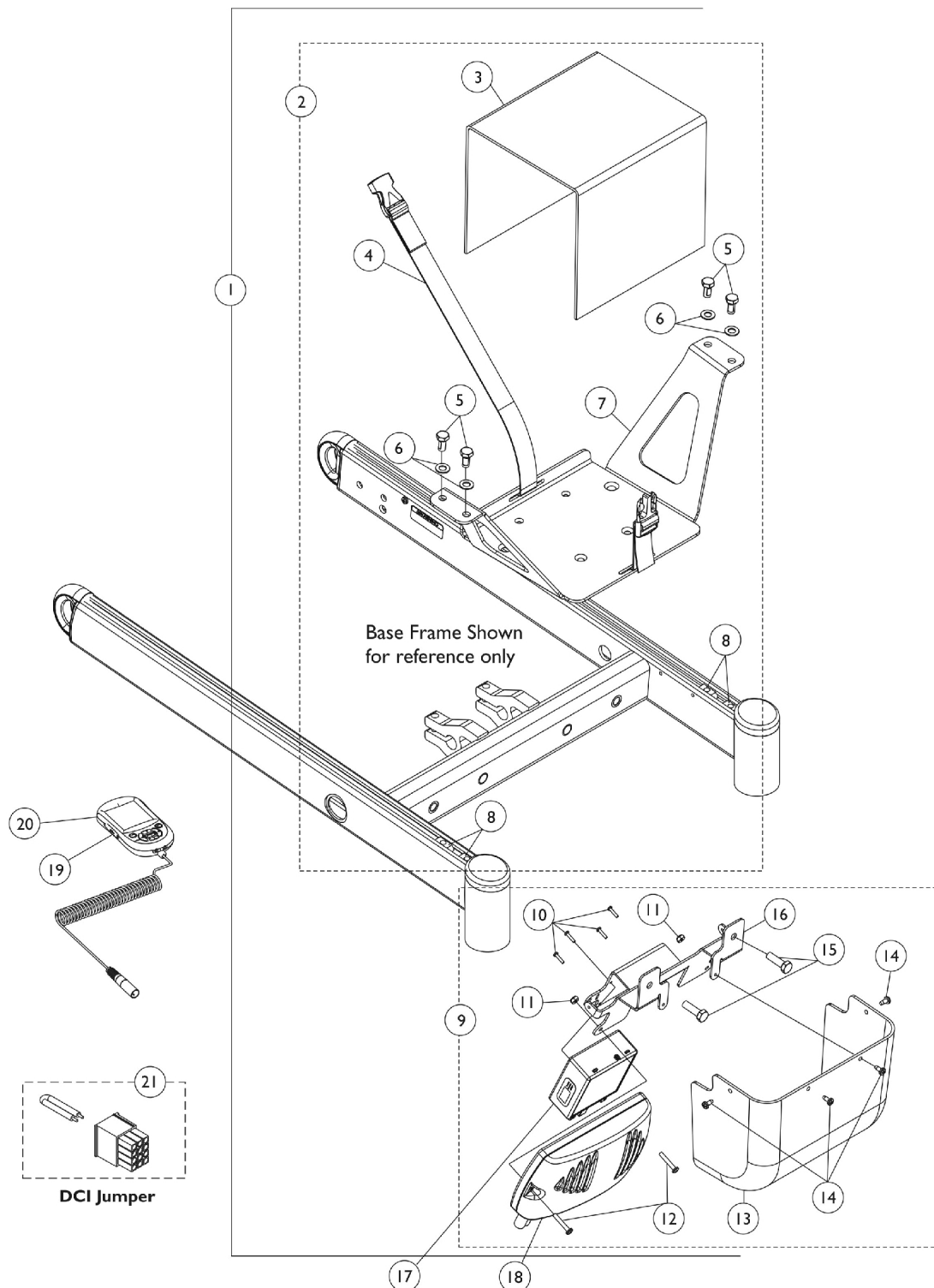
# **Controller - Programmer - Shroud Cover - MK6i TRAM w/ Mtg. Hdwr. - 3G Storm w/ GB TT Motors and Formula CG**

**NOTE: After 12/9/07 the TRAM Module was relocated next to the Recline Actuator Conventional Motor for Tilt/Recline & Recline Only systems. Tilt Only Systems with Conventional Tilt Actuator Motors use a GTAM module in place of the TRAM module also.**

NOTE:	A - Includes items 2 and 3
	B - Includes items 4-8
	C - Includes items 10-15
	D - Max Angle Shorting Plug Assembly plugs into the Max Angle Connector on the TRAM module to close the circuit. Only the Tilt Sensor Connector is used. This applies to a Conventional Tilt Actuator only.
	D1 - Max Angle Shorting Plug is not used with the GTAM that replaced the TRAM for (CGT) with GB motors.
	E - Not Shown
	F - Controller will include Gasket Connectors created 10/26/07 that will be attached to the motor cables. Part number on controller will reference 1140040, always order 1134213 as a service parts replacement
	G - Kit was created 10/26/07 and attaches to the controller motor cables. Includes 2 ea. GB HD Controller Gasket Connectors, 2 ea. Silicon Lubricant Packets, 1 ea. Instruction Sheet. Individual components are non-saleable.
	H - Not Shown. ELRPW Power Legrest Harness part #1101400 is used to connect between the TRAM Module and a Conventional Tilt Actuator as well.
	I - The MK6i Programmer Manual (1141471) is not included and is strongly recommended the guide be ordered or downloaded from Literature Fulfillment.

# Controller - Programmer - Shroud Cover - MK6i TRAM w/ Mtg. Hdwr. - 3G Storm w/ 4 Pole Motors & Formula CG w/ Vent

**NOTE:** After 12/9/07 the TRAM Module was relocated next to the Recline Actuator Conventional Motor for Tilt/Recline & Recline Only systems



# Controller - Programmer - Shroud Cover - MK6i TRAM w/ Mtg. Hdwr. - 3G Storm w/ 4 Pole Motors & Formula CG w/ Vent

**NOTE: After 12/9/07 the TRAM Module was relocated next to the Recline Actuator Conventional Motor for Tilt/Recline & Recline Only systems**

Item Number	Note	Part Number	Description	Quantity Per	
				Package	Assembly
1	A	1146618	Kit, Vent Battery Tray, MK690 w/ ACC Controller & MK6i TRAM Mtg Hdwr	1	1
3			Shroud, Vent Battery	1	1
4			Battery Strap Assembly	1	1
5			Screw, Hex Head w/ Patch (5/16-18 x 5/8")	1	4
6			Washer, Flat (5/16 x 5/8 x 1/16")	1	4
7			Tray, Vent Battery	1	1
8			T-Nut (5/16-18)	1	4
10			Screw, Phillips Pan Head (#4-40 x 1/2")	1	4
11			Locknut (#8-32)	1	2
12			Screw, Phillips Pan Head (#8-32 x 1")	1	2
13			Shroud, Controller Cover (for Vent Option)	1	1
14			Screw, Phillips Pan Head Tap (#8-32 x 3/8")	1	4
15			Screw, Hex Head w/ Patch (5/16-18 x 1")	1	2
16			Bracket, Mounting, Black (For Vent Option)	1	1
2	B	1148656	Kit, Vent Battery Tray w/ Hardware	1	1
3			Shroud, Vent Battery	1	1
4			Battery Strap Assembly	1	1
5			Screw, Hex Head w/ Patch (5/16-18 x 5/8")	1	4
6			Washer, Flat (5/16 x 5/8 x 1/16")	1	4
7			Tray, Vent Battery	1	1
8	C	1148655	T-Nut (5/16-18)	1	4
9			Kit, MK690 w/ ACC Controller/TRAM Mounting Bracket, Shroud Cover and Mounting Hardware	1	1
10			Screw, Phillips Pan Head (#4-40 x 1/2")	1	4
11			Locknut (#8-32)	1	2
12			Screw, Phillips Pan Head (#8-32 x 1")	1	2
13			Shroud, Controller Cover (for Vent Option)	1	1
14			Screw, Phillips Pan Head Tap (#8-32 x 3/8")	1	4
15			Screw, Hex Head w/ Patch (5/16-18 x 1")	1	2
16			Bracket, Mounting, Black (For Vent Option)	1	1
17		1140098	Module, Tilt Recline Actuator (TRAM) - MK6i	1	1
18		1136898	Controller, MK690 w/ ACC	1	1
19	F	1139985	Programmer, MK6i	1	1
19	F	1142215	Kit, MK6i Programmer w/ SD Professional Card & Card Holder (1813M6)	1	1
20	D E	1139997	Cover, SD Card Slot	1	1
21		1140125	Jumper, DCI	1	1
		1101400	Harness, ELRPW Power Legrest - Right	1	1

# **Controller - Programmer - Shroud Cover - MK6i TRAM w/ Mtg. Hdwr. - 3G Storm w/ 4 Pole Motors & Formula CG w/ Vent**

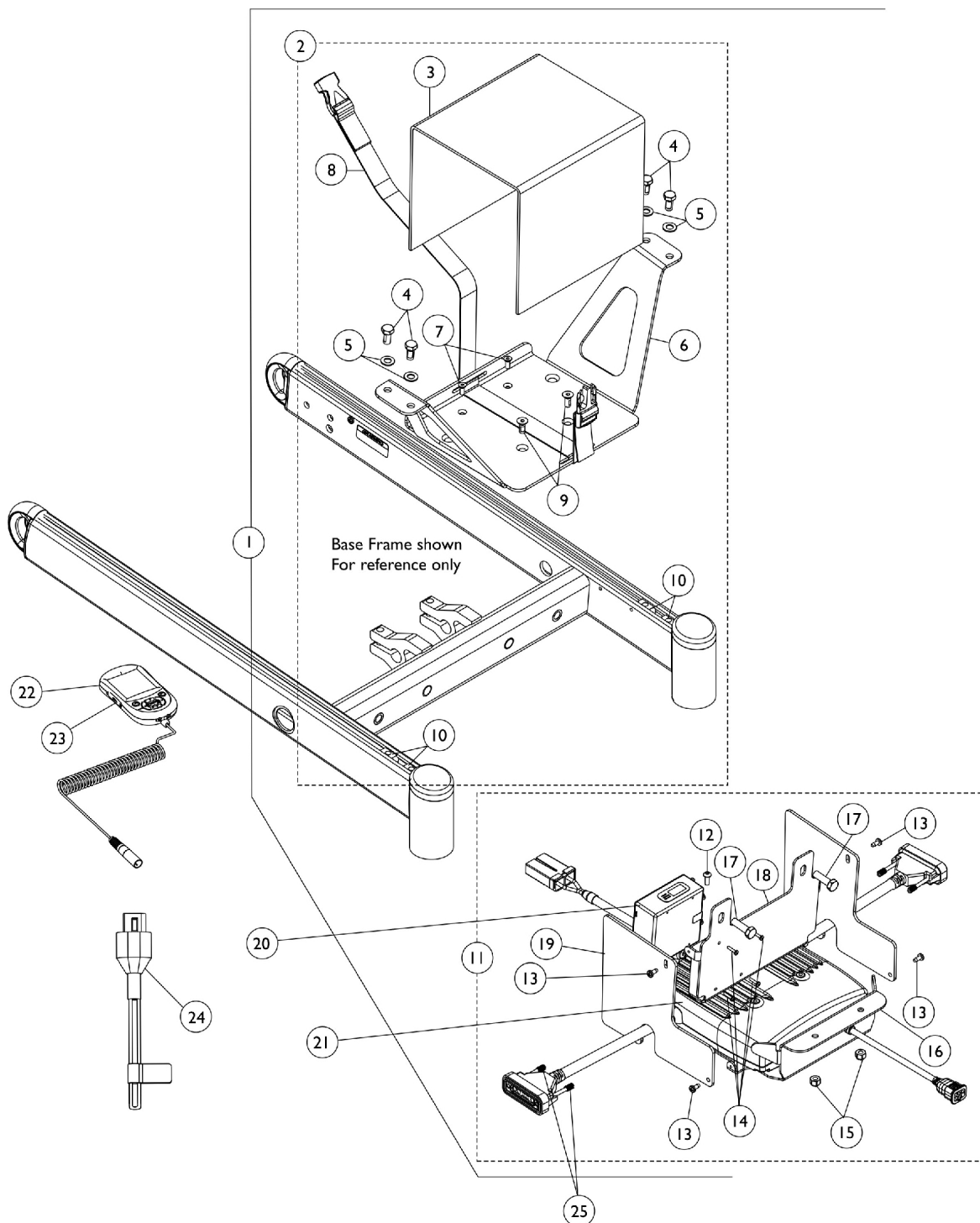
**NOTE: After 12/9/07 the TRAM Module was relocated next to the Recline Actuator Conventional Motor for  
Tilt/Recline & Recline Only systems**

NOTE: A - Includes items 3-8 and 10-16  
B - Includes items 3-8  
C - Includes items 10-16  
D - A DCI Jumper is used when an MPJ+ Joystick is used  
E - Not Shown. ELRPW Power Legrest Harness part #1101400 is used to connect between the TRAM Module and the Tilt  
Actuator as well  
F - The MK6i Programmer Manual (1141471) is not included and is strongly recommended the guide be ordered or  
downloaded from Literature Fulfillment.

# Controller - Programmer - Shrouds - MK6i TRAM w/ Mtg. Hdw.

## 3G Storm w/GB TT Motors and Formula CG w/ Vent

**NOTE:** After 12/9/07 the TRAM Module was relocated next to the Recline Actuator Conventional Motor for Tilt/Recline & Recline Only systems. Tilt Only Systems with Conventional Tilt Actuator Motors use a GTAM module in place of the TRAM module also.



# Controller - Programmer - Shrouds - MK6i TRAM w/ Mtg. Hdw.

## 3G Storm w/GB TT Motors and Formula CG w/ Vent

**NOTE: After 12/9/07 the TRAM Module was relocated next to the Recline Actuator Conventional Motor for Tilt/Recline & Recline Only systems. Tilt Only Systems with Conventional Tilt Actuator Motors use a GTAM module in place of the TRAM module also.**

Item Number	Note	Part Number	Description	Quantity Per	
				Package	Assembly
1	A	1146625	Kit, Vent Battery Tray MK6i GB TT RWD Controller Mounting Hardware	1	1
3			Shroud, Vent Battery	1	1
4			Screw, Hex Head w/ Patch (5/16-18 x 5/8")	1	4
5			Washer, Flat (5/16 x 5/8 x 1/16")	1	4
6			Tray, Vent Battery	1	1
7			Screw, Socket Flat Head (#10-32 x 1/2")	1	2
8			Battery Strap Assembly	1	1
9			Screw, Socket Flat Head w/ Patch (1/4-20 x 5/8")	1	2
10			T-Nut (5/16-18)	1	4
12			Screw, Socket Button Head (#10-32 x 1/2")	1	1
13			Screw, Phillips Pan Head Tap (#8-32 x 3/8")	1	4
14			Screw, Phillips Pan Head (#4-40 x 1/2")	1	4
15			Locknut (1/4-20)	1	2
16			Bracket, MK6i GB TT RWD Controller Mounting, Black (for Vent Option)	1	1
17			Screw, Hex Head w/ Patch (5/16-18 x 1")	1	2
18			Bracket, MK6i GB TT RWD TRAM Mounting, Black (for Vent Option)	1	1
19			Shroud, MK6i GB TT RWD Controller/TRAM, Black (Vent Options)	1	2
2	B	1148657	Kit, Vent Battery Tray w/ Hardware - MK6i GB TT RWD	1	1
3			Shroud, Vent Battery	1	1
4			Screw, Hex Head w/ Patch (5/16-18 x 5/8")	1	4
5			Washer, Flat (5/16 x 5/8 x 1/16")	1	4
6			Tray, Vent Battery	1	1
7			Screw, Socket Flat Head (#10-32 x 1/2")	1	2
8			Battery Strap Assembly	1	1
9			Screw, Socket Flat Head w/ Patch (1/4-20 x 5/8")	1	2
10			T-Nut (5/16-18)	1	4
11			Kit, MK6i GB TT RWD Controller/TRAM Mounting Bracket, Shroud Covers and Mounting Hardware	1	1
12	C	1148658	Screw, Socket Button Head (#10-32 x 1/2")	1	1
13			Screw, Phillips Pan Head Tap (#8-32 x 3/8")	1	4
14			Screw, Phillips Pan Head (#4-40 x 1/2")	1	4
15			Locknut (1/4-20)	1	2
16			Bracket, MK6i GB TT RWD Controller Mounting, Black (for Vent Option)	1	1
17			Screw, Hex Head w/ Patch (5/16-18 x 1")	1	2



# Controller - Programmer - Shrouds - MK6i TRAM w/ Mtg. Hdw.

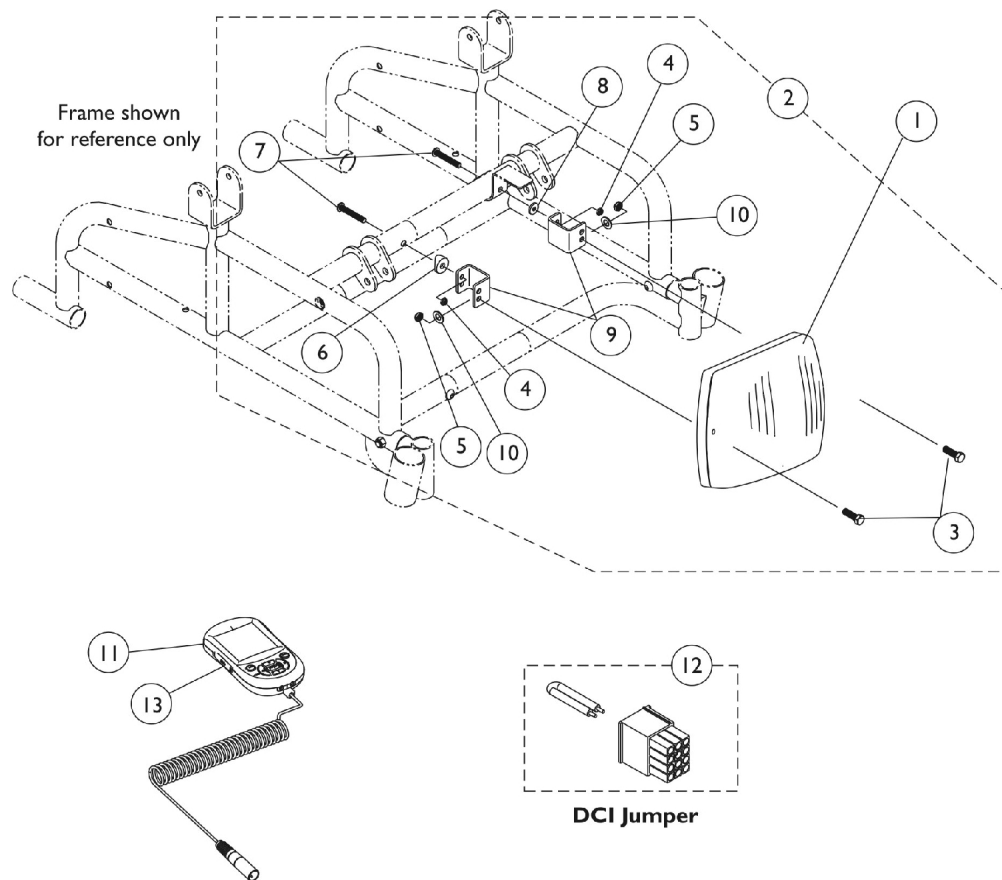
## 3G Storm w/GB TT Motors and Formula CG w/ Vent

**NOTE: After 12/9/07 the TRAM Module was relocated next to the Recline Actuator Conventional Motor for Tilt/Recline & Recline Only systems. Tilt Only Systems with Conventional Tilt Actuator Motors use a GTAM module in place of the TRAM module also.**

Item Number	Note	Part Number	Description	Quantity Per	
				Package	Assembly
18			Bracket, MK6i GB TT RWD TRAM Mounting, Black (for Vent Option)	1	1
19			Shroud, MK6i GB TT RWD Controller/TRAM, Black (Vent Options)	1	2
20		1140098	Module, Tilt Recline Actuator (TRAM) - MK6i	1	1
21	D	1134213	Controller w/ Gasket Connectors, MK6i GB TT RWD	1	1
22	I	1139985	Programmer, MK6i	1	1
22	I	1142215	Kit, MK6i Programmer w/ SD Professional Card & Card Holder (1813M6)	1	1
23		1139997	Cover, SD Card Slot	1	1
24	H,H1	1142223	Plug Assembly, Max Angle Shorting	1	1
25		1159217	Package, Thumb Screw (1-1/2" L)	10	1
	E,E1,F	1134214	Kit, GB HD Controller Gasket Connector	1	1
	G	1101400	Harness, ELRPW Power Legrest - Right	1	1

**NOTE:** A - Includes items 3-10 and 12-19  
 B - Includes items 3-10  
 C - Includes items 12-19  
 D - Controller will include Gasket Connectors created 10/26/07 that will be attached to the motor cables. Part number on controller will reference 1140040, always order 1134213 as a service parts replacement  
 E - Kit was created 10/26/07 and attaches to the controller motor cables. Includes 2 ea. GB HD Controller Gasket Connectors, 2 ea. Silicon Lubricant Packets, 1 ea. Instruction Sheet. Individual components are non-saleable.  
 E1 - The kit can retrofit to existing GB HD controllers in the field  
 F - Not Shown  
 G - Not Shown. ELRPW Power Legrest Harness part #1101400 is used to connect between the TRAM Module and a Conventional Tilt Actuator as well  
 H - Max Angle Shorting Plug Assembly plugs into the Max Angle Connector on the TRAM module to close the circuit. Only the Tilt Sensor Connector is used. This applies to a Conventional Tilt Actuator only.  
 H1 - Max Angle Shorting Plug is not used with the GTAM that replaced the TRAM for (CGT) with GB motors.  
 I - The MK6i Programmer Manual (1141471) is not included and is strongly recommended the guide be ordered or downloaded from Literature Fulfillment.

# Controller, Programmer, and Mounting Hardware - Power Tiger

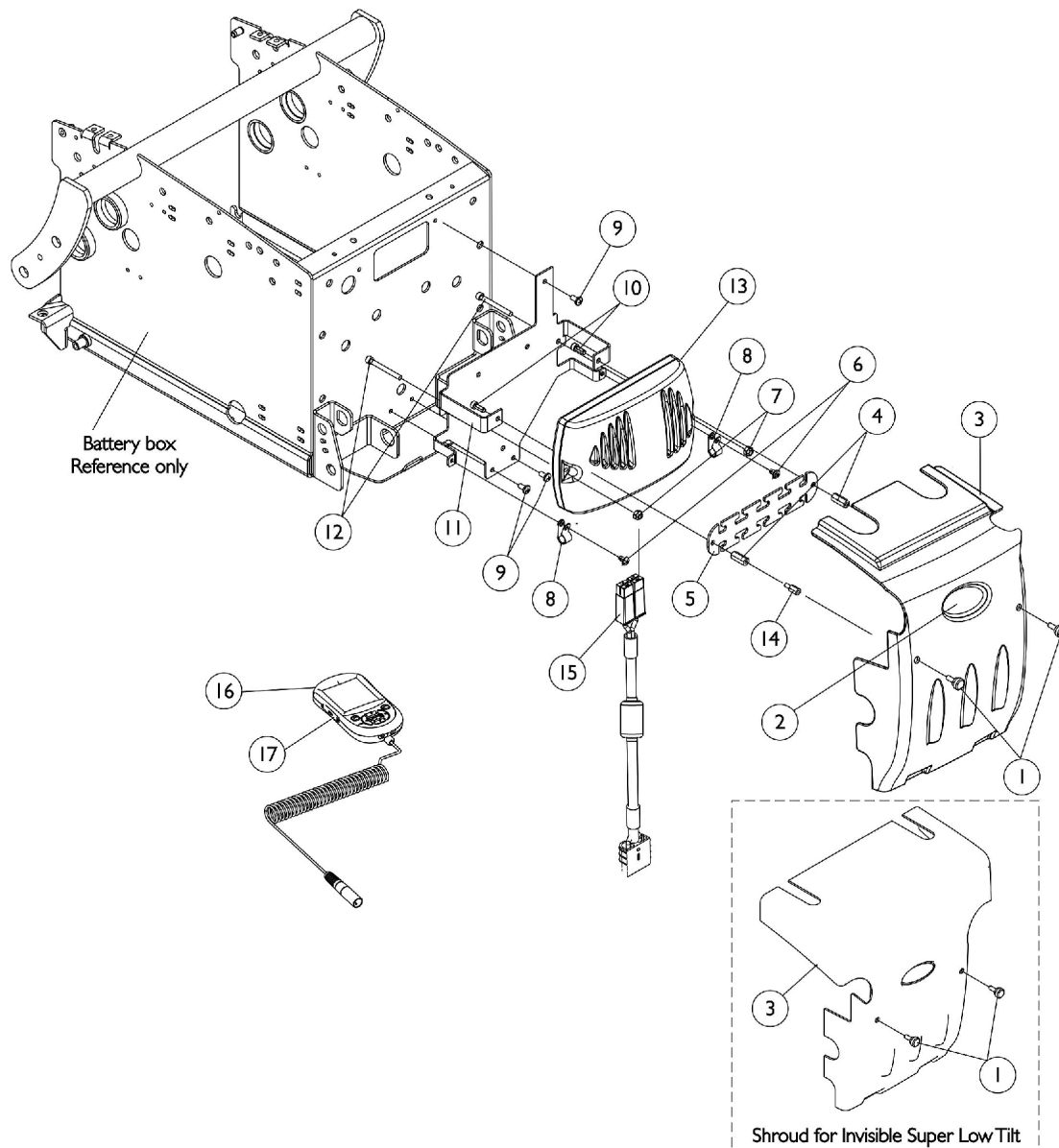


# Controller, Programmer, and Mounting Hardware - Power Tiger

Item Number	Note	Part Number	Description	Quantity Per	
				Package	Assembly
1	B,B1,D, D1	1127270	Controller, MK5 NX w/ ACC/ MK660 w/ ACC	1	1
1	E	1148361-NLA	Controller, MK660 w/ ACC	1	1
2	A	1146608	Kit, Controller Mounting Hardware	1	1
3			Screw, Phillips Pan Head (#8-32 x 1")	1	2
4			Locknut (1/4-20)	1	2
5			Locknut (#8-32)	1	2
6			Spacer, Coved (1/4 x 7/8 x 7/16")	1	1
7			Screw, Socket Button Head (1/4-20 x 1-1/2")	1	2
8			Washer (1/4 x 5/8 x 3/32")	1	1
9			Bracket, Controller Mounting, Black	1	2
10			Washer, Flat (3/16 x 5/8 x 1/16")	1	2
11	F	1139985	Programmer, MK6i	1	1
11	F	1142215	Kit, MK6i Programmer w/ SD Professional Card & Card Holder (1813M6)	1	1
12	C	1140125	Jumper, DCI	1	1
13		1139997	Cover, SD Card Slot	1	1

NOTE: A - Includes items 3-10  
 B - The MK5 NX w/ ACC controller was revised to function as a MK660 w/ ACC 10/9/06. A MK660 w/ ACC is backward compatible with MK5 electronics.  
 B1 - Any controller in the field manufactured for chairs before 10/9/06 with a controller label description MK5 NX w/ ACC "will not" be compatible with MK6i electronics. This note was provided because the part number remained the same.  
 C - DCI Jumper is used when an MPJ+ Joystick is used  
 D - Part #1148361 controller is no longer required as a replacement for a chair ordered with Manual Tilt Option before 1/19/07.  
 D1 - because the software for part #1127270 was revised 8/31/07 to version 2.61a and now accommodates all Manual Tilt optioned chairs shipped before 1/19/07 as well.  
 E - Used for Chairs with Manual Tilt Option only. Discontinued 8/31/07, see part #1127270 as a direct replacement.  
 F - The MK6i Programmer Manual (1141471) is not included and is strongly recommended the guide be ordered or downloaded from Literature Fulfillment.

# Controller, Programmer, Shroud Cover & Mounting Hardware - TDX 3, 3 SE, 4 & 5

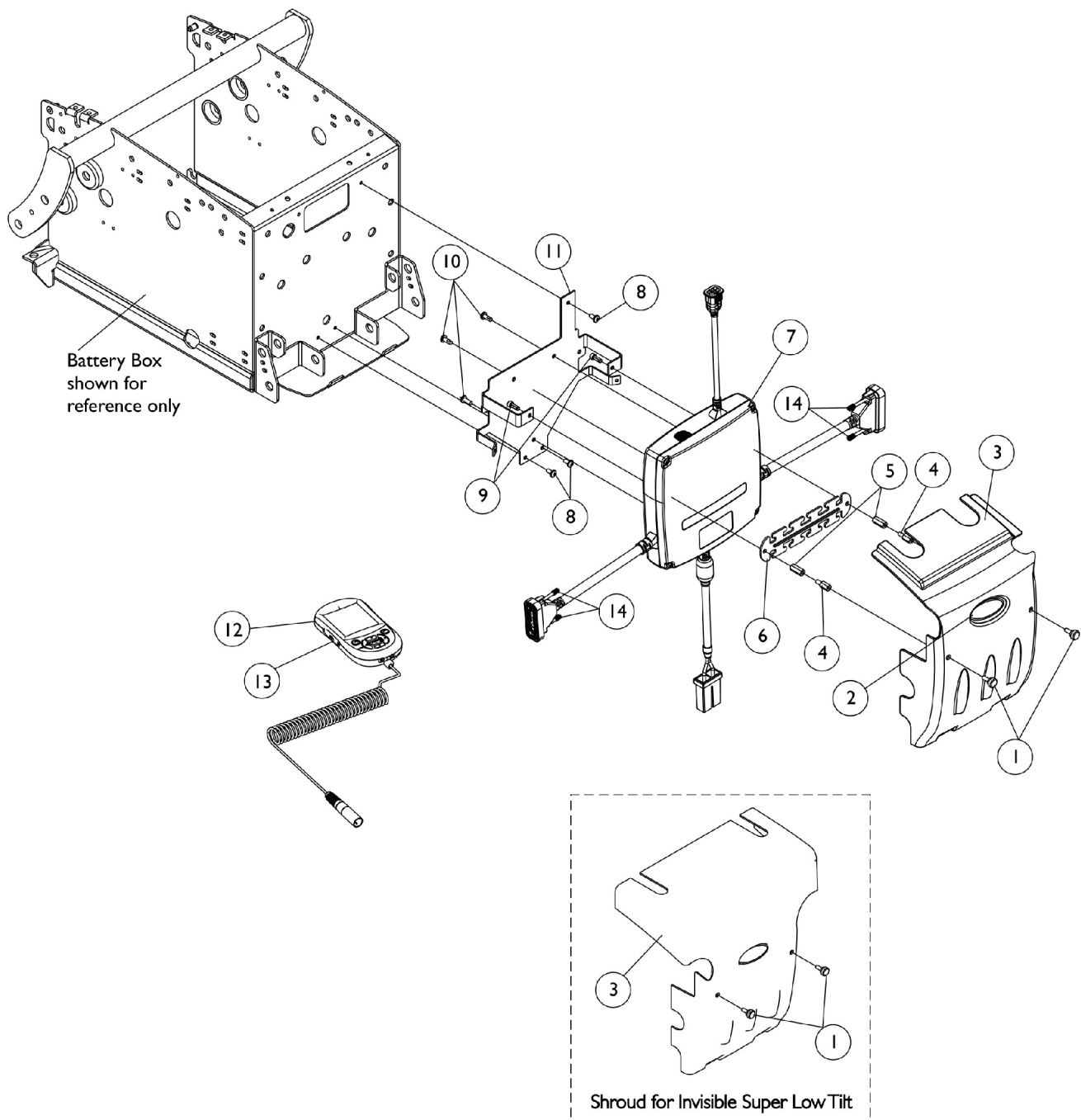


# Controller, Programmer, Shroud Cover & Mounting Hardware - TDX 3, 3 SE, 4 & 5

Item Number	Note	Part Number	Description	Quantity Per	
				Package	Assembly
1		1117240	Screw, Thumb (#10-32 x 1/2")	1	2
2		1095489	Decal, Invacare 3-D Logo (2-1/2" L)	1	1
3		1113214	Cover with Decal, Controller Shroud	1	1
3	A	1120240	Cover with Decal, Controller Shroud	1	1
4		1113342	Stand-Off (#10-32 x 3/4")	1	2
5		1117194	Strip, Wiring	1	1
6		90017X000	Screw, Phillips Pan Head (#10-32 x 5/16")	1	2
7		1056098	Locknut (#8-32)	1	2
8		1079245	Clamp, Cable	1	2
9		1022597	Screw, Phillips Pan Head Tap (#10-32 x 3/8")	1	3
10		1113438	Screw, Socket Head (#10-32 x 1/2")	1	2
11		1115829	Bracket, TDX Controller, Black	1	1
12		1127352	Screw, Phillips Pan Head (#8-32 x 1")	1	2
13	C	1136897	Controller, MK690	1	1
13	D,D1,D2	1136898	Controller, MK690 w/ ACC	1	1
13	E	1148360-NLA	Controller, MK690 w/ ACC	1	1
14	B	1120258	Stand-Off (10-32 x 1/2")	1	2
15		1119449	Cable, Battery Extension	1	1
16	F	1139985	Programmer, MK6i	1	1
16	F	1142215	Kit, MK6i Programmer w/ SD Professional Card & Card Holder (1813M6)	1	1
17		1139997	Cover, SD Card Slot	1	1

NOTE: A - Used on Super Low Tilt system  
B - Item 14 is increased to a quantity of 4 when an Invisible Super Low Tilt is present  
C - MK690 Controller used for All Non-Powered Seating except for the Formula TRE Powered Seating Systems. Used for Manual Recline Backs also.  
D - MK690 w/ ACC used for Formula CG , Formula Invisible Super Low Tilt and Formula PTO Plus Powered Seating Systems.  
D1 - part #1148360 is no longer required as a replacement for Base Only orders that shipped before 1/19/07,  
D2 - because the software for part #1136898 was revised 9/12/07 to version 2.61a and now accommodates all Base Only orders that shipped before 1/19/07 as well.  
E - Used for all Base Only orders. Discontinued 9/12/07, see part #1136898 as a direct replacement.  
F - The MK6i Programmer Manual (1141471) is not included and is strongly recommended the guide be ordered or downloaded from Literature Fulfillment.

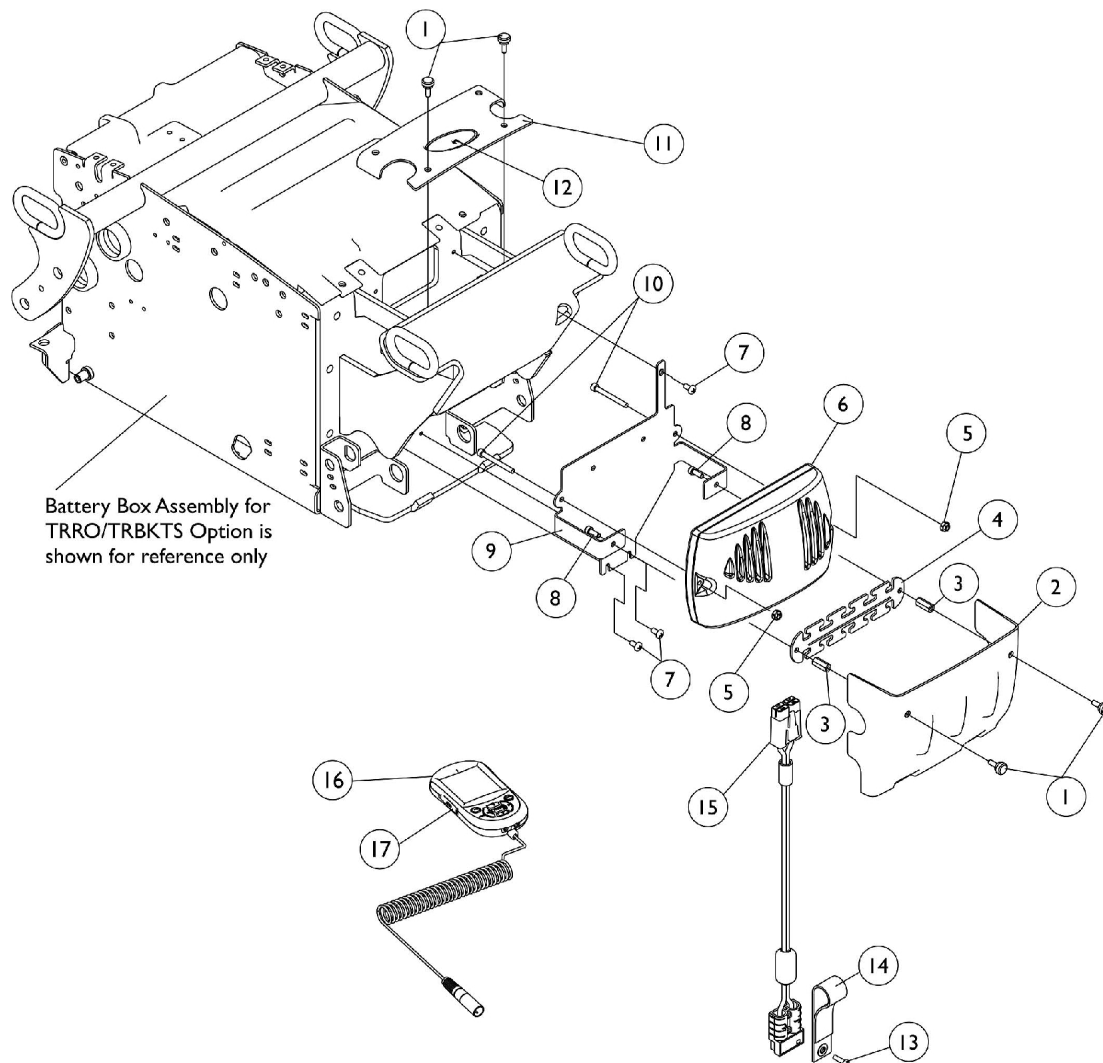
# Controller, Programmer, Shroud Cover & Mounting Hardware - TDX 3, 3 SE, 4, & 5 w/ GB TT Motors



## Controller, Programmer, Shroud Cover & Mounting Hardware - TDX 3, 3 SE, 4, & 5 w/ GB TT Motors

Item Number	Note	Part Number	Description	Quantity Per	
				Package	Assembly
1		1117240	Screw, Thumb (#10-32 x 1/2")	1	2
2		1095489	Decal, Invacare 3-D Logo (2-1/2" L)	1	1
3		1113214	Cover with Decal, Controller Shroud	1	1
3	A	1120240	Cover with Decal, Controller Shroud	1	1
4		1120258	Stand-Off (10-32 x 1/2")	1	2
5		1113342	Stand-Off (#10-32 x 3/4")	1	2
6		1117194	Strip, Wiring	1	1
7	C	1134212	Controller w/ Gasket Connectors, MK6i GB TT CWD	1	1
8		1022597	Screw, Phillips Pan Head Tap (#10-32 x 3/8")	1	3
9		1113438	Screw, Socket Head (#10-32 x 1/2")	1	2
10		1104259	Screw, Phillips Pan Head w/ Patch (#10-32 x 1/2")	1	3
11		1115829	Bracket, TDX Controller, Black	1	1
12	E	1139985	Programmer, MK6i	1	1
12	E	1142215	Kit, MK6i Programmer w/ SD Professional Card & Card Holder (1813M6)	1	1
13		1139997	Cover, SD Card Slot	1	1
14		1159217	Package, Thumb Screw (1-1/2" L)	10	1
	B	1095502	Package, Cable Tie (11-1/2" L)	10	1
	B,D,D1	1134214	Kit, GB HD Controller Gasket Connector	1	1
<b>NOTE:</b> A - Used on Formula Super Low Tilt systems B - Not Shown C - Controller will include Gasket Connectors created 10/26/07 that will be attached to the motor cables. Part number on controller will reference 1136899, always order 1134212 as a service parts replacement D - Kit was created 10/26/07 and attaches to the controller motor cables. Includes 2 ea. GB HD Controller Gasket Connectors, 2 ea. Silicon Lubricant Packets, 1 ea. Instruction Sheet. Individual components are non-saleable. D1 - The kit can retrofit to existing GB HD controllers in the field E - The MK6i Programmer Manual (1141471) is not included and is strongly recommended the guide be ordered or downloaded from Literature Fulfillment.					

# Controller, Programmer, Shroud Cover & Mounting Hardware - TDX 3, 3 SE, 4 & 5 with TRRO/TRBKTS Option



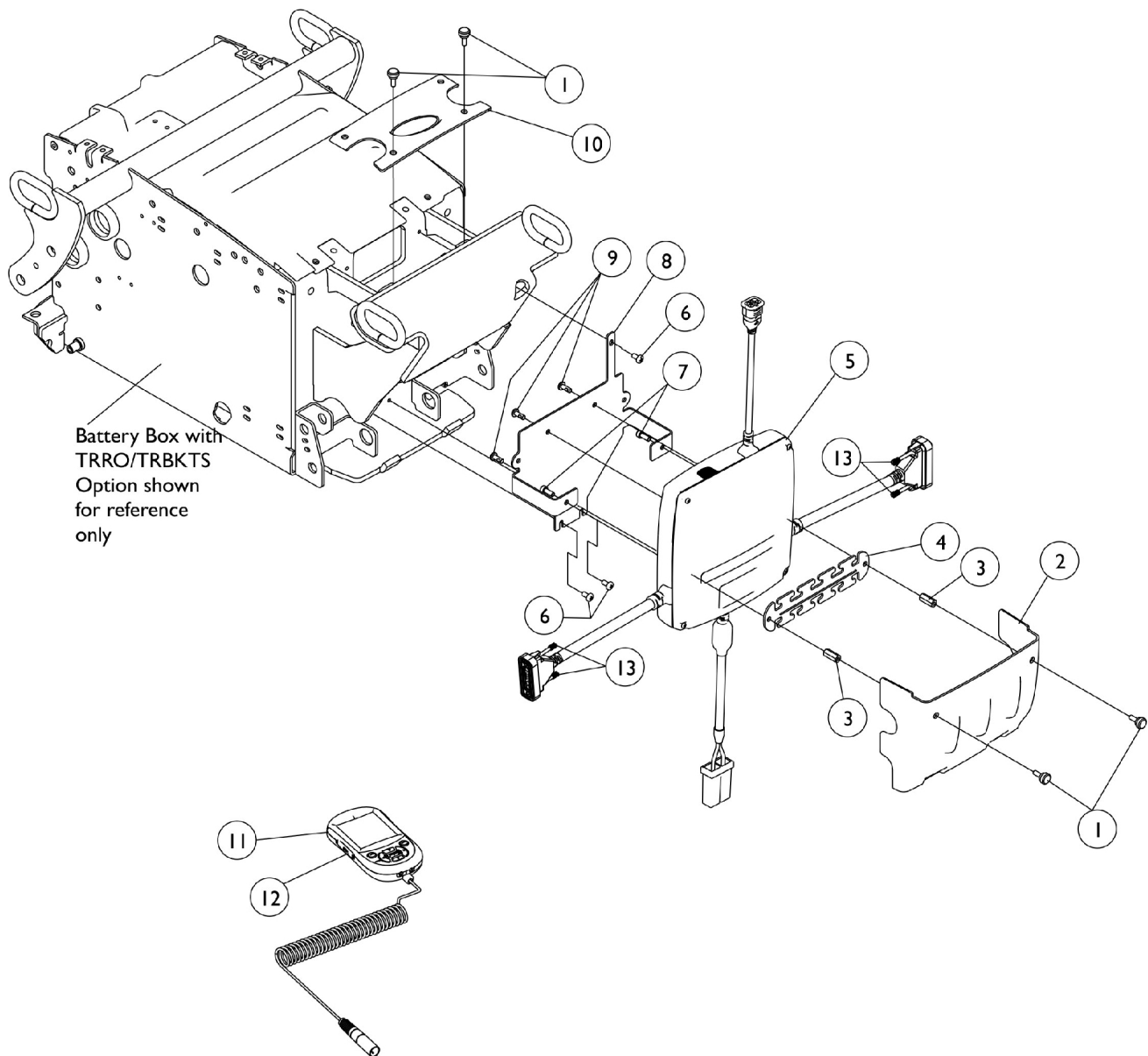


# Controller, Programmer, Shroud Cover & Mounting Hardware - TDX 3, 3 SE, 4 & 5 with TRRO/TRBKTS Option

Item Number	Note	Part Number	Description	Quantity Per	
				Package	Assembly
1		1117240	Screw, Thumb (#10-32 x 1/2")	1	4
2		1137243	Cover, Controller Rear Shroud TRRO/TRBKTS	1	1
3		1113342	Stand-Off (#10-32 x 3/4")	1	2
4		1117194	Strip, Wiring	1	1
5		1056098	Locknut (#8-32)	1	2
6	A	1136897	Controller, MK690	1	1
6	B,B1	1136898	Controller, MK690 w/ ACC	1	1
6	C	1148360-NLA	Controller, MK690 w/ ACC	1	1
7		1022597	Screw, Phillips Pan Head Tap (#10-32 x 3/8")	1	3
8		1113438	Screw, Socket Head (#10-32 x 1/2")	1	2
9		1133754	Bracket, Controller Mounting, Black	1	1
10		1127352	Screw, Phillips Pan Head (#8-32 x 1")	1	2
11		1139532	Cover, Controller Top Shroud	1	1
12		1095489	Decal, Invacare 3-D Logo (2-1/2" L)	1	1
13		1114276	Screw, Phillips Pan Head (#8-16 x 5/8")	1	1
14		1113331	Strap, Battery Plug Pull	1	1
15		1119449	Cable, Battery Extension	1	1
16	D	1139985	Programmer, MK6i	1	1
16	D	1142215	Kit, MK6i Programmer w/ SD Professional Card & Card Holder (1813M6)	1	1
17		1139997	Cover, SD Card Slot	1	1

NOTE: A - MK690 Controller used for All Non-Powered Seating except for the Formula TRE Powered Seating Systems.  
B - MK690 w/ ACC used for Formula CG , Formula Invisible Super Low Tilt and Formula PTO Plus Powered Seating Systems.  
B1 - part #1148360 is no longer required as a replacement for Base Only orders shipped before 1/19/06 because the software for part #1136898 was revised 9/12/07 to version 2.61a and now accommodates all Base Only orders that shipped before 1/19/07 as well.  
C - Used for all Base Only orders. Discontinued 9/12/07, see part #1136898 as a direct replacement.  
D - The MK6i Programmer Manual (1141471) is not included and is strongly recommended the guide be ordered or downloaded from Literature Fulfillment.

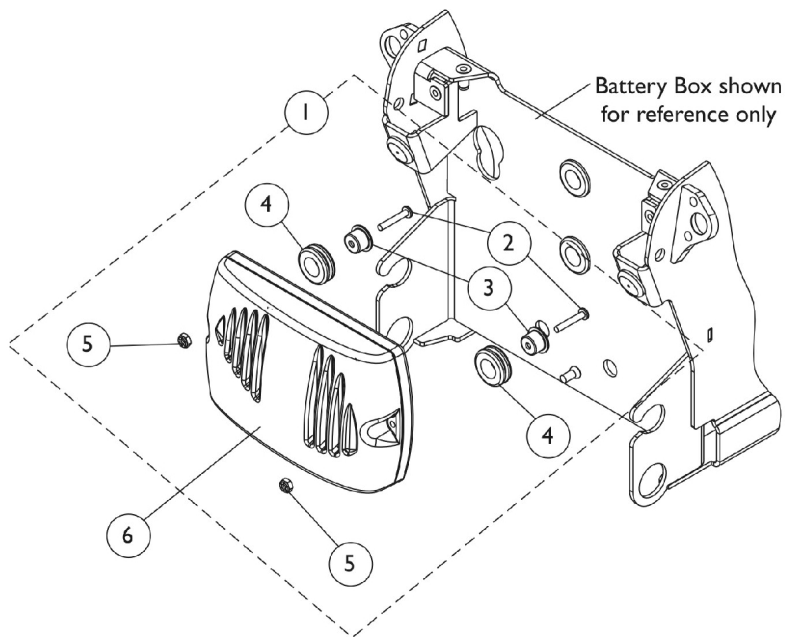
# Controller, Programmer, Shroud Cover & Mounting Hardware - TDX 3, 3 SE, 4, & 5 w/ GB TT Motors & TRRO/TRBKTS Option



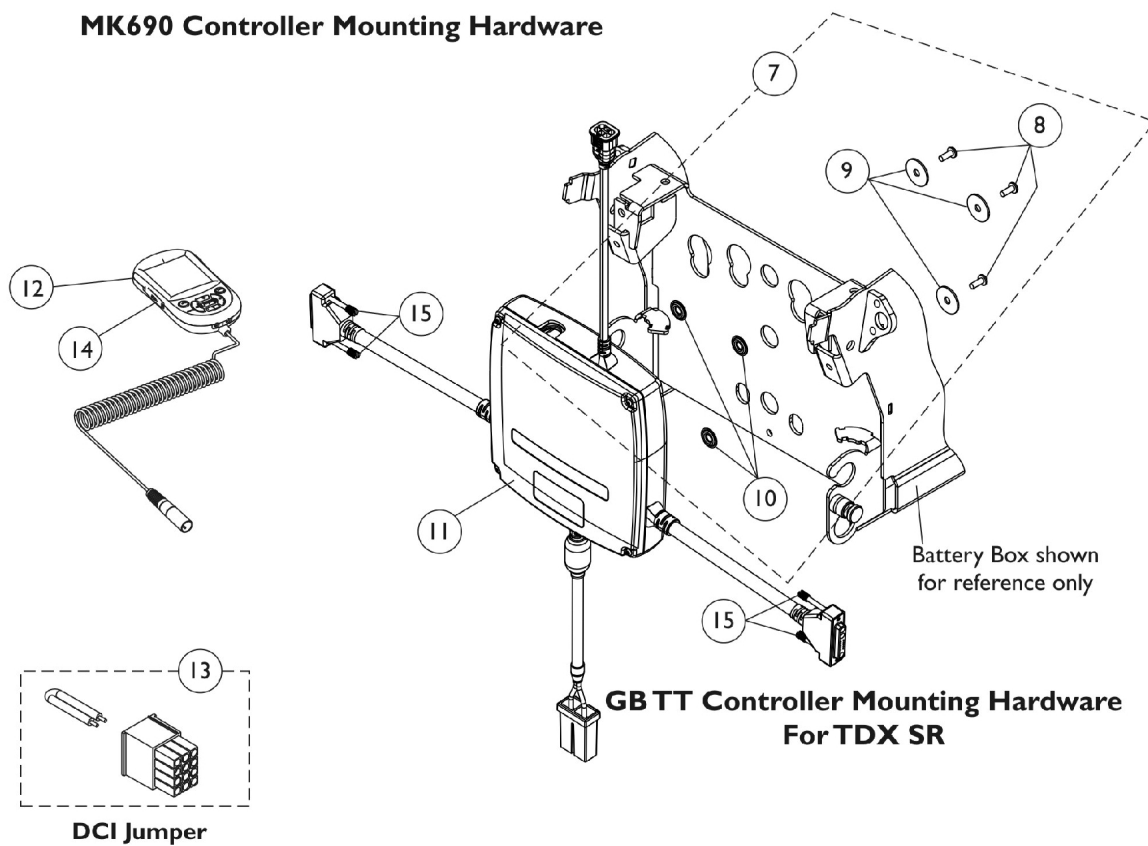
## Controller, Programmer, Shroud Cover & Mounting Hardware - TDX 3, 3 SE, 4, & 5 w/ GB TT Motors & TRRO/TRBKTS Option

Item Number	Note	Part Number	Description	Quantity Per	
				Package	Assembly
1		1117240	Screw, Thumb (#10-32 x 1/2")	1	4
2		1137243	Cover, Controller Rear Shroud TRRO/TRBKTS	1	1
3		1113342	Stand-Off (#10-32 x 3/4")	1	2
4		1117194	Strip, Wiring	1	1
5	B	1134212	Controller w/ Gasket Connectors, MK6i GB TT CWD	1	1
6		1022597	Screw, Phillips Pan Head Tap (#10-32 x 3/8")	1	3
7		1113438	Screw, Socket Head (#10-32 x 1/2")	1	2
8		1133754	Bracket, Controller Mounting, Black	1	1
9		1104259	Screw, Phillips Pan Head w/ Patch (#10-32 x 1/2")	1	3
10		1139532	Cover, Controller Top Shroud	1	1
11	D	1139985	Programmer, MK6i	1	1
11	D	1142215	Kit, MK6i Programmer w/ SD Professional Card & Card Holder (1813M6)	1	1
12		1139997	Cover, SD Card Slot	1	1
13		1159217	Package, Thumb Screw (1-1/2" L)	10	1
	A	1095502	Package, Cable Tie (11-1/2" L)	10	1
	A,C,C1	1134214	Kit, GB HD Controller Gasket Connector	1	1
<b>NOTE:</b> A - Not Shown B - Controller will include Gasket Connectors created 10/26/07 that will be attached to the motor cables. Part number on controller will reference 1136899, always order 1134212 as a service parts replacement C - Kit was created 10/26/07 and attaches to the controller motor cables. Includes 2 ea. GB HD Controller Gasket Connectors, 2 ea. Silicon Lubricant Packets, 1 ea. Instruction Sheet. Individual components are non-saleable. C1 - The kit can retrofit to existing GB HD controllers in the field D - The MK6i Programmer Manual (1141471) is not included and is strongly recommended the guide be ordered or downloaded from Literature Fulfillment.					

# Controller, Programmer, and Mounting Hardware - TDX SP/SR



**MK690 Controller Mounting Hardware**

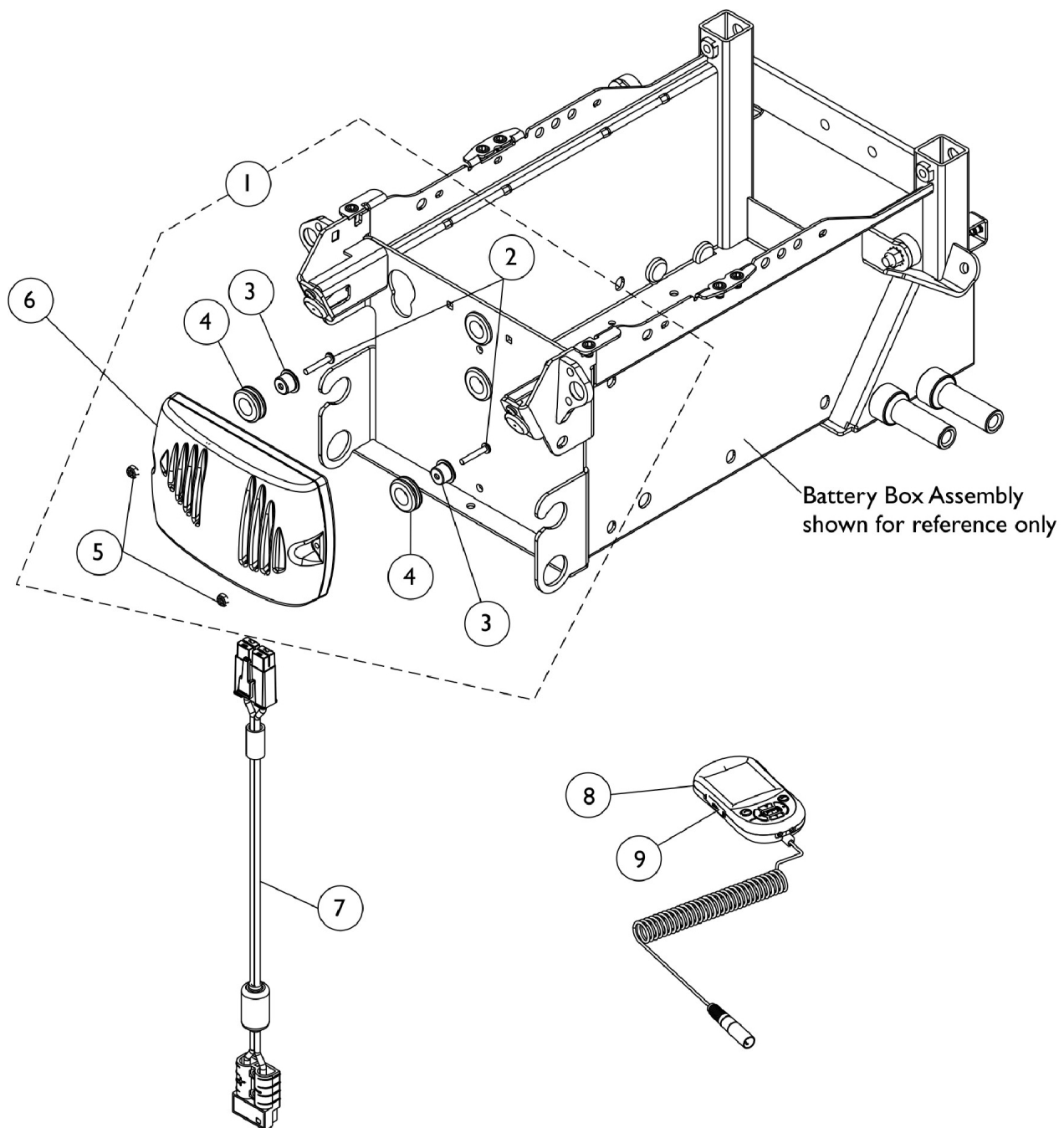


# Controller, Programmer, and Mounting Hardware - TDX SP/SR

Item Number	Note	Part Number	Description	Quantity Per	
				Package	Assembly
1	A	1145070	Kit, Controller Mounting Hardware	1	1
2			Screw, Phillips Pan Head (#8-32 x 1")	1	2
3			Bushing	1	2
4			Grommet, Rubber (9/16 ID x 11/16 OD x 3/8")	1	2
5			Locknut (#8-32)	1	2
6	C	1136897	Controller, MK690	1	1
6	D,D1	1136898	Controller, MK690 w/ ACC	1	1
6	F	1148360-NLA	Controller, MK690 w/ ACC	1	1
7	G	1149352	Kit, GB TT CWD Controller Mounting Hardware	1	1
8			Screw, Phillips Pan Head (#10-32 x 1/2")	1	3
9			Washer, Plain (1/4 x 7/8 x 1/16")	1	3
10			Washer (1/4 x 3/4 x 3/32")	1	3
11	H,J	1134213	Controller w/ Gasket Connectors, MK6i GB TT RWD	1	1
12	K	1139985	Programmer, MK6i	1	1
12	K	1142215	Kit, MK6i Programmer w/ SD Professional Card & Card Holder (1813M6)	1	1
13	E	1140125	Jumper, DCI	1	1
14		1139997	Cover, SD Card Slot	1	1
15		1159217	Package, Thumb Screw (1-1/2" L)	10	1
	B	1095502	Package, Cable Tie (11-1/2" L)	10	1
	B,I	1134214	Kit, GB HD Controller Gasket Connector	1	1

NOTE: A - Includes items 2-5.  
 B - Not Shown  
 C - MK690 Controller used with all Non-Powered Seating Systems. Used for Manual Recline Backs also  
 D - MK690 w/ ACC used with Formula CG Powered Seating Systems. Part #1148360 is no longer required as a replacement for a Base Only order that shipped before 1/19/07,  
 D1 - because the software for part #1136898 was revised 9/12/07 to version 2.61a and now accommodates all Base Only orders that shipped before 1/19/07 as well.  
 E - DCI Jumper is used when an MPJ+ Joystick is used  
 F - Used for all Base Only orders. Discontinued 9/12/07, see part #1136898 as a direct replacement.  
 G - Includes items 8-10  
 H - Controller will include Gasket Connectors that attach to the motor cables. Part number on controller will reference 1140040, always order 1134213 as a service parts replacement  
 I - Kit includes 2 ea. GB HD Controller Gasket Connectors, 2 ea. Silicon Lubricant Packets, 1 ea. Instruction Sheet. Individual components are non-saleable.  
 J - The MK6i GB TT RWD controller is used for TDX SR models because of the longer motor leads that are required.  
 K - The MK6i Programmer Manual (1141471) is not included and is strongly recommended the guide be ordered or downloaded from Literature Fulfillment.

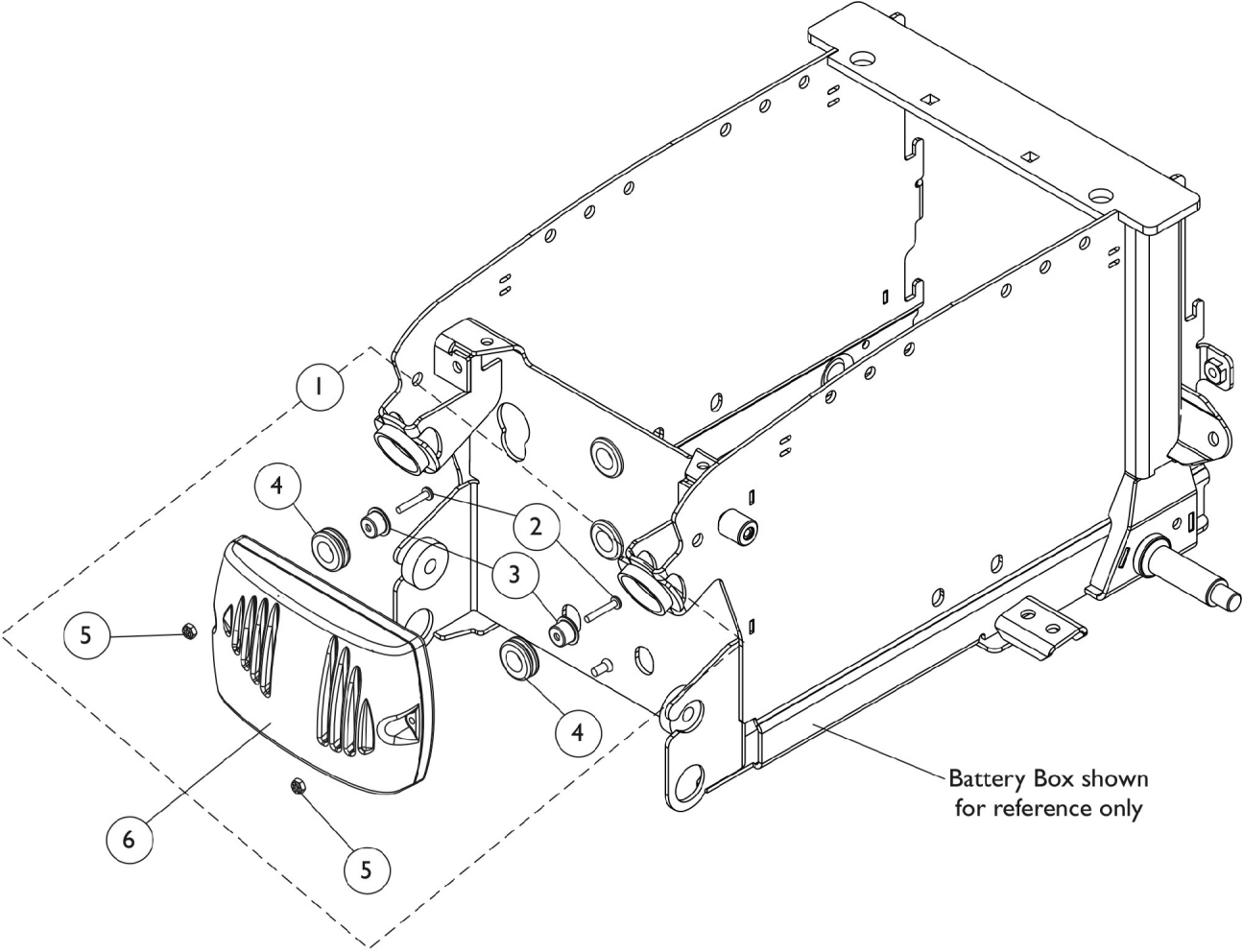
# Controller, Programmer, and Mounting Hardware - TDX SC and SPREE



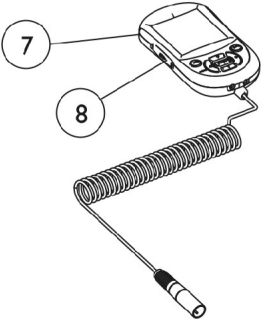
## Controller, Programmer, and Mounting Hardware - TDX SC and SPREE

Item Number	Note	Part Number	Description	Quantity Per	
				Package	Assembly
1	A	1145070	Kit, Controller Mounting Hardware	1	1
2			Screw, Phillips Pan Head (#8-32 x 1")	1	2
3			Bushing	1	2
4			Grommet, Rubber (9/16 ID x 11/16 OD x 3/8")	1	2
5			Locknut (#8-32)	1	2
6	C	1127270	Controller, MK5 NX w/ ACC/ MK660 w/ ACC	1	1
7		1119449	Cable, Battery Extension	1	1
8		1139985	Programmer, MK6i	1	1
8		1142215	Kit, MK6i Programmer w/ SD Professional Card & Card Holder (1813M6)	1	1
9		1139997	Cover, SD Card Slot	1	1
	B	1095502	Package, Cable Tie (11-1/2" L)	10	1
NOTE: A - Includes items 2-5. B - Not Shown C - The MK6i Programmer Manual (1141471) is not included and is strongly recommended the guide be ordered or downloaded from Literature Fulfillment.					

# Controller, Programmer, and Mounting Hardware - TDX SI/ TDX SI Heavy Duty



## MK660 w/ ACC Controller Mounting Hardware

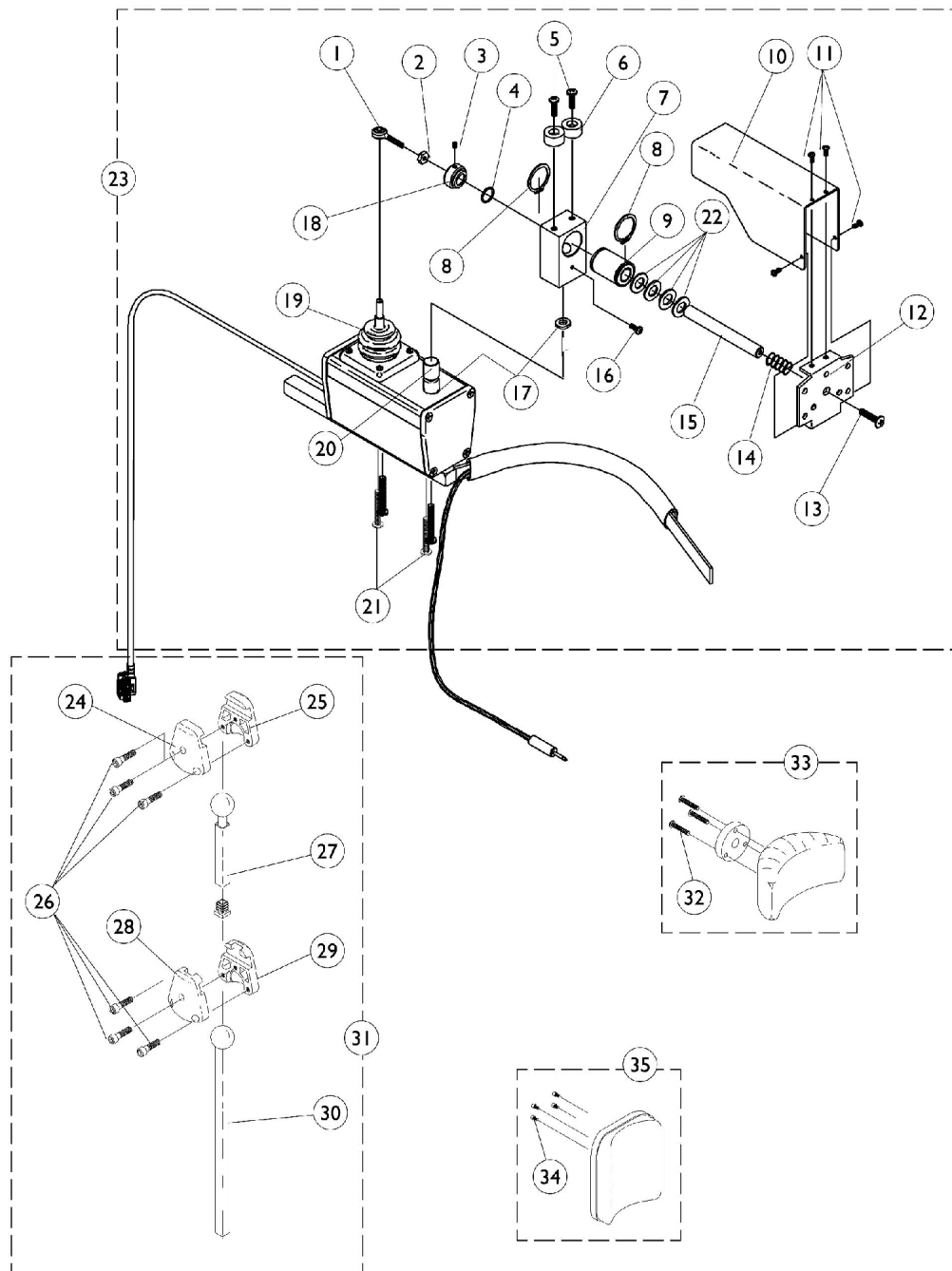




## Controller, Programmer, and Mounting Hardware - TDX SI/ TDX SI Heavy Duty

Item Number	Note	Part Number	Description	Quantity Per	
				Package	Assembly
1	A	1145070	Kit, Controller Mounting Hardware	1	1
2			Screw, Phillips Pan Head (#8-32 x 1")	1	2
3			Bushing	1	2
4			Grommet, Rubber (9/16 ID x 11/16 OD x 3/8")	1	2
5			Locknut (#8-32)	1	2
6	D	1157825	Controller, MK660-2 w/ ACC	1	1
6	E	1161957	Controller, MK690-2	1	1
7	C	1139985	Programmer, MK6i	1	1
7	C	1142215	Kit, MK6i Programmer w/ SD Professional Card & Card Holder (1813M6)	1	1
8		1139997	Cover, SD Card Slot	1	1
	B	1095502	Package, Cable Tie (11-1/2" L)	10	1
NOTE: A - Includes items 2-5 B - Not Shown C - The MK6i Programmer Manual (1141471) is not included and is strongly recommended the guide be ordered or downloaded from Literature Fulfillment. D - For use on Non-Heavy Duty chairs. E - For use on Heavy Duty chairs.					

# R.I.M. Head Control Assembly (1500M6)

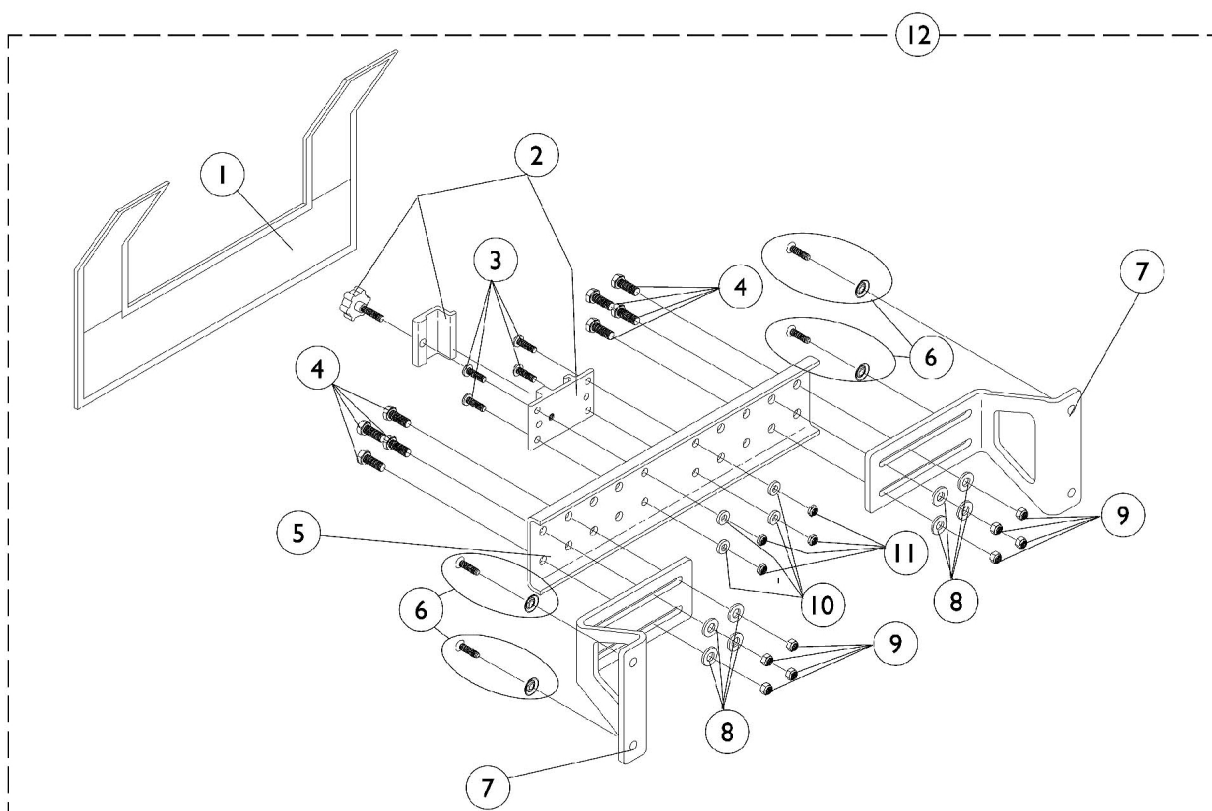


## R.I.M. Head Control Assembly (1500M6)

Item Number	Note	Part Number	Description	Quantity Per	
				Package	Assembly
1		1001625	Tie Rod End	1	1
2		48095X000	Locknut (#10-32)	1	1
3		1025275	Screw, Set w/ Patch (#8-32 x 1/4")	1	1
4		2001139	O-Ring (1/2" I.D.)	1	1
5		1028529	Screw, Phillips Pan Head (#8-32 x 3/8")	1	2
6		1055002	Washer, Nylon	1	2
7		1056206	Block, Pivot	1	1
8		1054939	Ring, Snap	1	2
9		1018113	Bearing, Linear	1	1
10		1055014	Shield, Push Rod	1	1
11		1021742	Screw, Phillips Pan Head (#4-40 x 1/2")	1	4
12		1055031	Bracket, Headrest Mounting, Black	1	1
13		40127X002	Screw, Phillips Oval Head (#10-32 x 3/4")	1	1
14		1055145	Spring, Compression (19/32 x 1-1/4 x 1/32")	1	1
15		1055016	Rod, Push	1	1
16		1026728	Screw, Phillips Pan Head (#6-32 x 1/4")	1	1
17		1010398	Washer, Nylon (1/4 x 1/2 x 1/16")	1	2
18		1025236	Collar, Shoulder	1	1
19		50000X364	Boot, Joystick	1	1
20		1055017	Rod, Pivot	1	1
21		11008X014	Screw, Phillips Round Head (#10-32 x 1")	1	1
22		1003766	Washer, Plain (1/2 x 1 x 1/8")	1	4
23	A	1136889	Joystick, Remote Head MK6i	1	1
24		1055023	Clamp, Horizontal Pivot	1	1
25		1055024	Clamp, Threaded, Horizontal Pivot	1	1
26		1055144	Screw, Socket Head (M6 x 25)	1	6
27		1055028	Tube, Slide, Square, Short	1	1
28		1055025	Clamp, Vertical Pivot	1	1
29		1055026	Clamp, Threaded, Vertical Pivot	1	1
30		1055027	Tube, Slide, Square, Long	1	1
31	B	1056213	Hardware, Adjustment	1	1
32		1005383	Screw, Socket Button Head (#10-32 x 1")	1	3
33		1056211	Kit, Headrest with Hardware, Otto Bock, Small	1	1
34		1005310	Screw, Socket Head (#10-32 x 3/8")	1	4
35		1056212	Kit, Headrest with Hardware, La Bac, Large	1	1

NOTE: A - Includes items 1-22  
B - Includes items 24-30

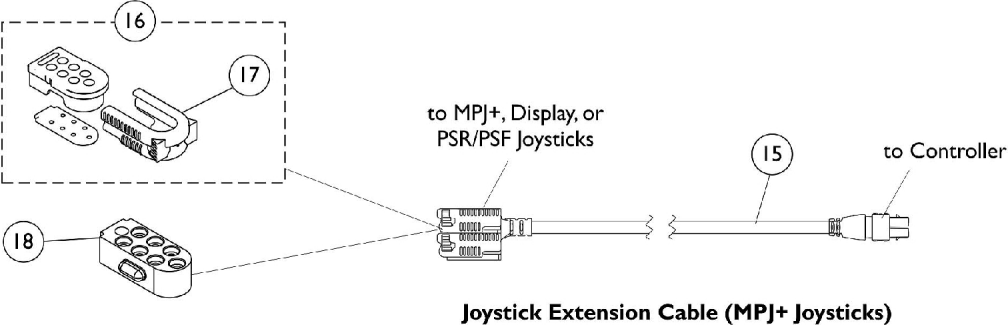
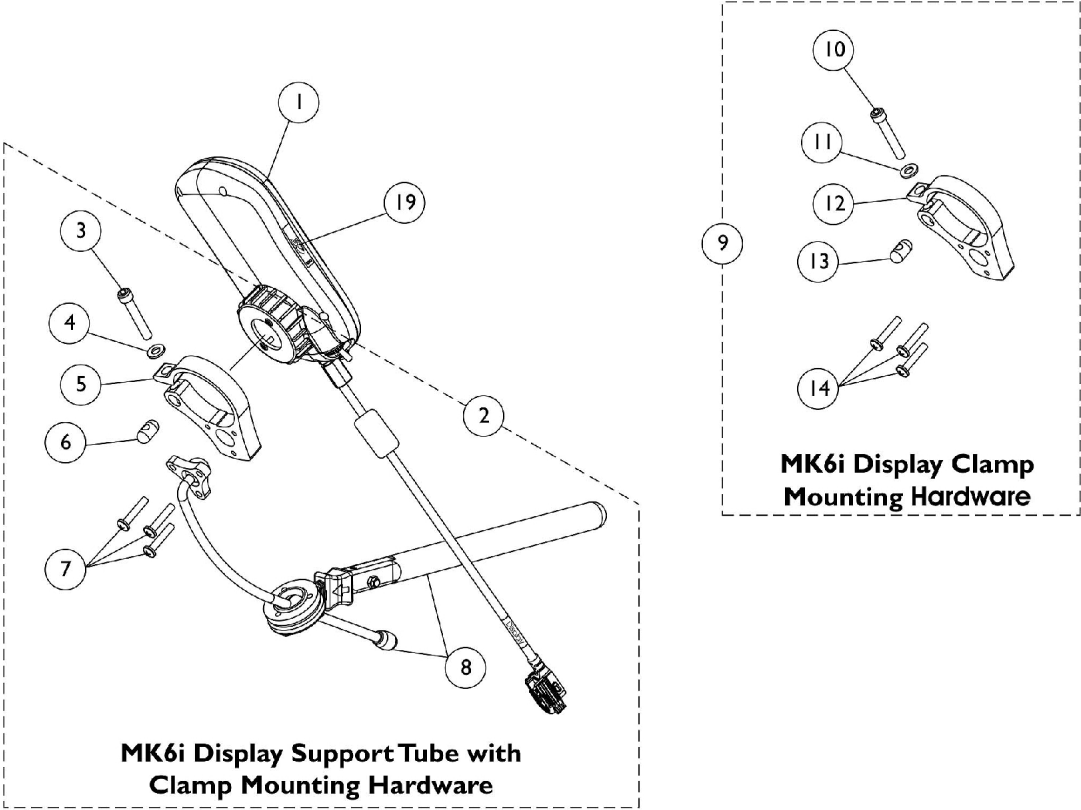
# R.I.M. Head Control Mounting Hardware (RIMHW)



## R.I.M. Head Control Mounting Hardware (RIMHW)

Item Number	Note	Part Number	Description	Quantity Per	
				Package	Assembly
1	B	1055149	Cover, Nylon	1	1
1	C	1055151	Cover, Nylon	1	1
2		1055148	Clamp with Knob, Two-Piece	1	1
3		1003645	Screw, Socket Button Head (#10-32 x 3/4")	1	4
4		7930326	Package, Screw, Hex Head (1/4-20 x 3/4")	25	8
5	B	1054931	Bracket, Attaching, Black (12 - 18" W)	1	1
5	C	1054933	Bracket, Attaching, Black (19 - 24" W)	1	1
6		1031095	Screws with Washers (#10-16 x 7/8")	4	1
6		1076284	Screw w/ Washer (#10 x 7/8")	1	4
7		1054929	Bracket, Wing, Black	1	2
8		1026907	Washer (1/4 x 1/2 x 1/16")	1	8
9		7930333	Locknut (1/4-20)	25	8
10		1026034	Washer, Nylon (3/16 x 7/16 x 1/8")	1	4
11		7930332-NLA	Locknut, High Profile (#10-32)	25	4
12	B,A	1056347	Hardware, Rim Control Mounting (RIMHW) (12-18" W)	1	1
12	C,A	1056348	Hardware, Rim Control Mounting (RIMHW) (19-24" W)	1	1
NOTE: A - Includes items 1-11 B - For 12-18" wide chairs C - For 19-24" wide chairs					

# Display (ASLRDYM6)

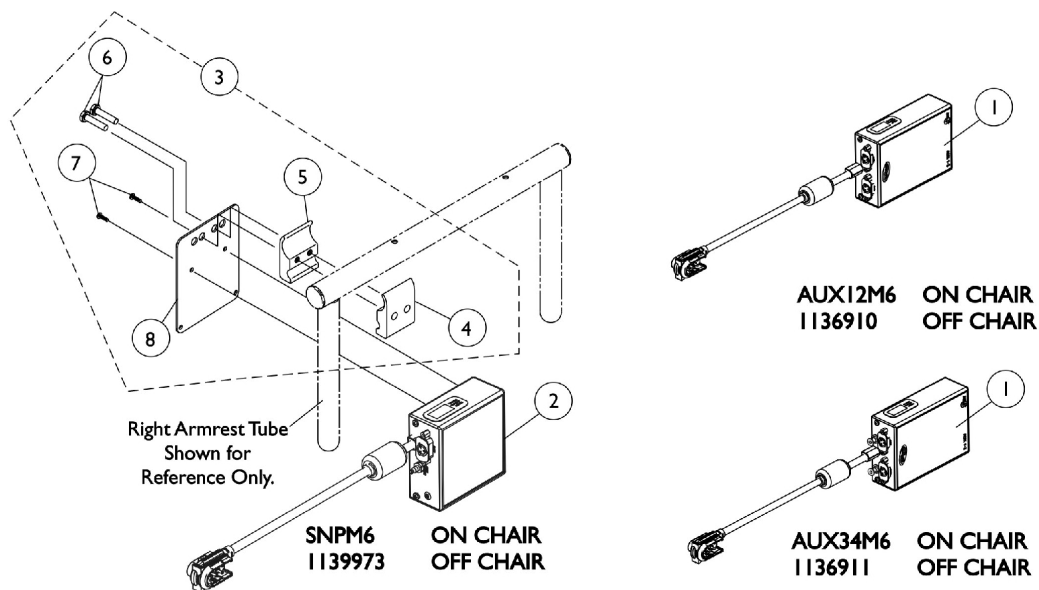


## Display (ASLRDYM6)

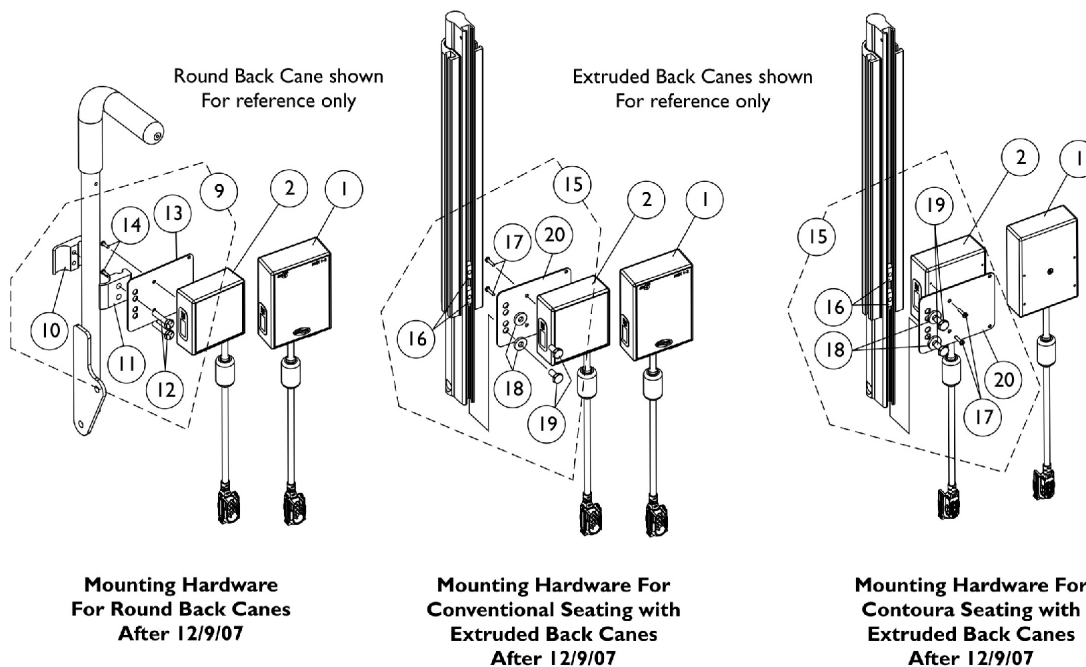
Item Number	Note	Part Number	Description	Quantity Per	
				Package	Assembly
1	A	1136880	Display, MK6i (ASLRDYM6)	1	1
2		1144857	Kit, MK6i Display Support Tube with Clamp Mounting Hardware	1	1
3			Screw, Socket Head (1/4-28 x 1-1/2")	1	1
4			Washer (1/4 x 1/2 x 1/16")	1	1
5			Clamp, Display	1	1
6			Pin, Threaded (3/8" x 3/4")	1	1
7			Screw, Phillips Pan Head (#10-32 x 1")	1	3
8	B		Display Support Tube Assembly	1	1
9		1144594	Kit, Display Joystick Clamp Mounting Hardware	1	1
10			Screw, Socket Head (1/4-28 x 1-1/2")	1	1
11			Washer (1/4 x 1/2 x 1/16")	1	1
12			Clamp, Display	1	1
13			Pin, Threaded (3/8" x 3/4")	1	1
14			Screw, Phillips Pan Head (#10-32 x 1")	1	3
15	C	1133180	Cable, MK6i Joystick Extension (16" L)	1	1
15	D	1140038	Cable, MK6i Joystick Extension (34" L)	1	1
15	E	1140039	Cable, MK6i Joystick Extension (58" L)	1	1
16	F	1133182	Cap, Top Connector, 7 Pin, Black	1	1
17		1145408	Latch, Top Connector, Black	1	1
18		1133183	Cap, Bottom Connector, 7 Pin	1	1
19		1139997	Cover, SD Card Slot	1	1
NOTE: A - Includes items 3-8. B - Includes items 10-14. C - Used on Non-Elevate 3G Storm chairs. D - Used on Non-Elevate TDX, M71, and M91 chairs. E - Used on Elevating TDX and Storm chairs. F - Includes Main Body, Gasket, and Latch. Latch is the only item offered individually.					

# Sip-N-Puff / Digital Interface SNPM6 and AUX12M6 and AUX34M6

**NOTE:** Currently the Formula (CGT) on Pronto M51 base still uses the mounting hardware that attaches to the Arm Tube.



**Mounting Hardware Before 12/10/07**





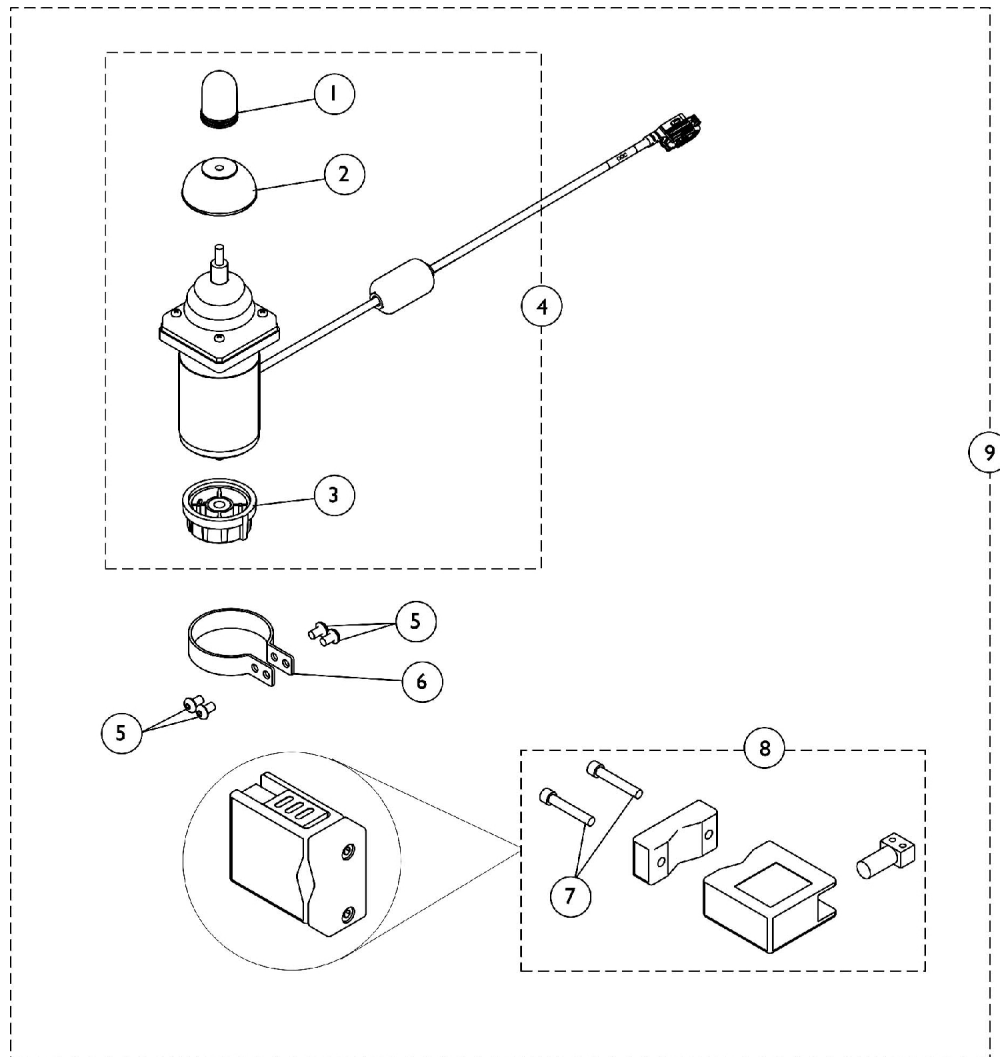
# Sip-N-Puff / Digital Interface SNPM6 and AUX12M6 and AUX34M6

**NOTE: Currently the Formula (CGT) on Pronto M51 base still uses the mounting hardware that attaches to the Arm Tube.**

Item Number	Note	Part Number	Description	Quantity Per	
				Package	Assembly
1		1136910	Module, Communication, AUX12M6	1	1
1		1136911	Module, Communication, AUX34M6	1	1
2		1139973	Sip-N-Puff w/ Digital Interface - SNPM6	1	1
3	B,A,A2,A1	1049593	Kit, SNP/DI, MK5 SAC, 4WSB, S4WSB, GTAM, AUX12M6, AUX34M6 Mtg. Hdw.	1	1
4			Half Clamp, Threaded Holes	1	1
5			Half Clamp, Non-Threaded Holes	1	1
6			Screw, Hex Head (1/4-20 x 1-1/8")	1	2
7			Screw, Phillips Pan Head (#4-40 x 3/8")	1	2
8			Plate, Mounting	1	1
9	C	1142226	Kit, SNP/DI, 4WSB, S4WSB, GTAM, AUX12M6, AUX34M6 Mounting Hardware For Round Back Canes	1	1
10			Half Clamp, Threaded Holes	1	1
11			Half Clamp, Non-Threaded Holes	1	1
12			Screw, Hex Head (1/4-20 x 1-1/8")	1	2
13			Plate, Mounting	1	1
14			Screw, Phillips Pan Head (#4-40 x 3/8")	1	2
			Tie Wrap (5-5/8" L)	1	5
15	D	1142227	Kit, SNP/DI, 4WSB, S4WSB, GTAM, AUX12M6, AUX34M6 Mounting Hardware For Extruded Back Canes	1	1
16			T-Nut (1/4-20)	1	2
17			Screw, Phillips Pan Head (#4-40 x 1/2")	1	2
18			Washer (1/4 x 5/8 x 3/32")	1	2
19			Screw, Hex Head (1/4-20 x 1-1/2")	1	2
20			Plate, Mounting	1	1
			Tie Wrap (5-5/8" L)	1	5
	E	1095503	Package, Cable Tie (5-5/8" L)	10	1

**NOTE:** A - Includes items 4-8. As of 5/22/07 the mounting plates holes and orientation of the hardware was revised to attach the electronics closer to the chair.  
A1 - The mounting plate was revised again 12/10/07 by making the plate longer to accommodate relocation of the electronics to the back canes. The mounting plate is backward compatible for using under the armrest tube.  
A2 - When both the SNPM6 & Communication Module is ordered together, the Communication Module will be mounted on the left side of the chair using additional item #3 hardware.  
B - Before 12/10/07  
C - After 12/9/07 and includes items 10-14 and (Cable Ties not shown)  
D - After 12/9/07 and includes items 16-20 and (Cable Ties not shown)  
E - Not Shown

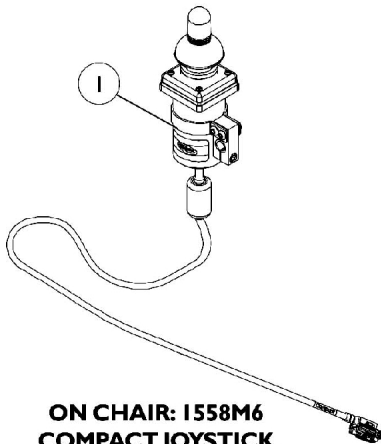
# Proportional Attendant Control Joystick (PACM6)



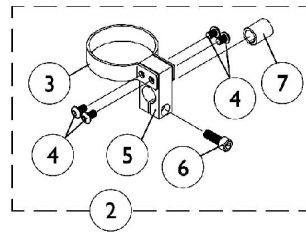
## Proportional Attendant Control Joystick (PACM6)

Item Number	Note	Part Number	Description	Quantity Per	
				Package	Assembly
1	A	1040217	Knob, Joystick, Black	1	1
2		1040218	Skirt, Joystick	1	1
3		1114232	Knob, Control	1	1
4		1136888	Joystick, Proportional Attendant Control (PACM6)	1	1
5		1021460	Screw, Socket Button Head (#10-32 x 5/16")	1	4
6		1025048	Clamp	1	1
7		0140406	Screw, Socket Head, Cap (5/16-18 x 1-1/2")	1	2
8		1123244	Bracket Assembly	1	1
9	B	1147097	Kit, Proportional Attendant Control Joystick w/ Bracket & Clamp - MK6i (PACM6)	1	1
NOTE: A - Includes Joystick plus items 1-3 B - Includes items 4-8					

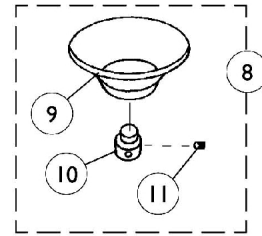
# Joystick Options



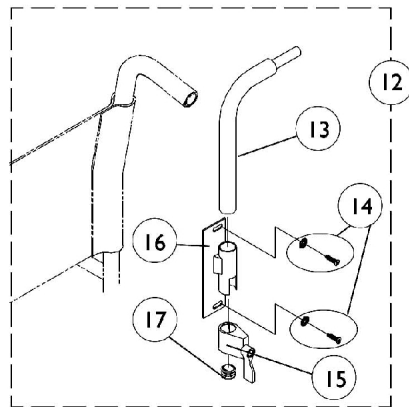
**ON CHAIR: I558M6  
COMPACT JOYSTICK  
W/ MTG. HARDWARE**  
Used with MK6i display or MPJM6 joystick



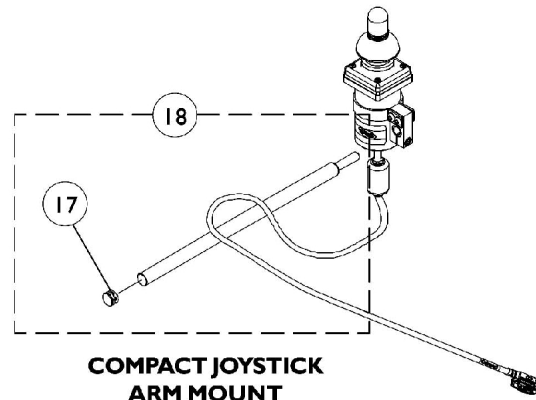
**COMPACT JOYSTICK  
MOUNTING HARDWARE**



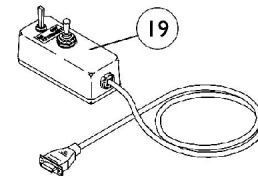
**ON CHAIR: I826  
CHIN CUP ASSEMBLY**



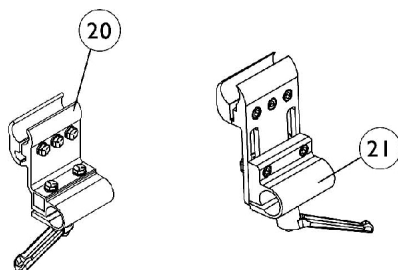
**ON CHAIR: RCM  
REAR CANE MOUNT**



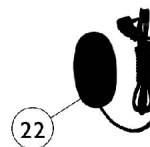
**COMPACT JOYSTICK  
ARM MOUNT**



**ON CHAIR: I552M  
ATTENDANT CONTROL  
JOYSTICK**  
Used with SNPM6  
Sip-N-Puff/Digital interface



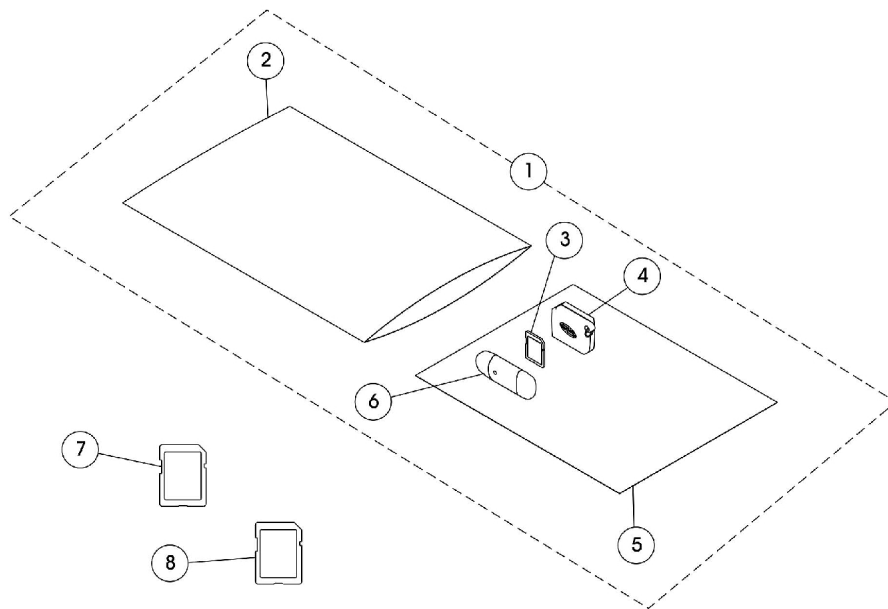
**ON CHAIR: EGSBLK  
Reset Switch**  
May be required for joystick options listed



## Joystick Options

Item Number	Note	Part Number	Description	Quantity Per	
				Package	Assembly
1		1136887	Joystick, MK6 Compact with Mounting Hardware (1558M6)	1	1
2	A	1108012	Hardware, Dual/Compact Joystick Clamp Mounting	1	1
3		1025048	Clamp	1	1
4		1021460	Screw, Socket Button Head (#10-32 x 5/16")	1	4
5		1025045	Clamp, Mounting	1	1
6	B	1027089	Screw, Socket Head (#10-24 x 1/2")	1	1
7		1026273	Spacer, Split (3/8" I.D.)	1	1
8		1020392	Chin Cup Assembly - 1826	1	1
9		1017545	Cup, Chin	1	1
10	C	1017612	Screw, Adaptor	1	1
11		90032X000	Screw, Set Socket Cup Point (#8-32 x 1/4")	1	1
12		1044917	Hardware, Rear Cane Mount (1673/RCM)	1	1
13		1044918	Tube, Joystick	1	1
14	D	1026298	Package, Screw with Washer (#10 x 7/8") (Pair)	1	2
15		1027274	Adjustment Lock Assemnbly, Black	1	1
16		1025245	Bracket, Upright, Black -Right	1	1
17		1027095	Plug Button, Black (7/8")	1	1
18		1052309	Tube, Arm Mount with Plug Button, Black	1	1
19		1025590	Joystick, Attendant Control (1552M)	1	1
20		1093071	Clamp, Fixed Height Joystick Tube	1	1
21		1139422	Clamp, Height Adjustable Joystick Tube (ARM250)	1	1
22		1123276	Kit, Switch, Black Egg Reset w/ Hook/Loop Adhesive Back Fastener & Attaching Screws (EGSBLK)	1	1
NOTE: A - Includes items 3-7 B - Includes items 9-11 C - Includes items 13-17 D - Includes item 17					

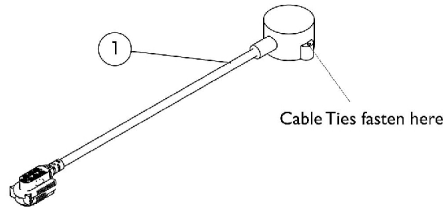
# SD Memory Card and Reader (USB Ready) (1813SD)



Item Number	Note	Part Number	Description	Quantity Per	
				Package	Assembly
1	A	1145396	Kit, SD Card Professional (USB Ready) (1813SD)	1	1
2			Bag, Poly Zip-Lip (13" L x 9" W)	1	1
3			Card, SD Professional	1	1
4			Holder, Card Memory	1	1
5			Instruction Sheet, Memory Card	1	1
6			Drive, Flash Memory Removable	1	1
5		1143175	Instruction Sheet, Memory Card	1	1
7		1144515	Card, SD Basic	1	1
8		1144516	Card, SD Professional	1	1
NOTE: A - Includes items 2-6.					

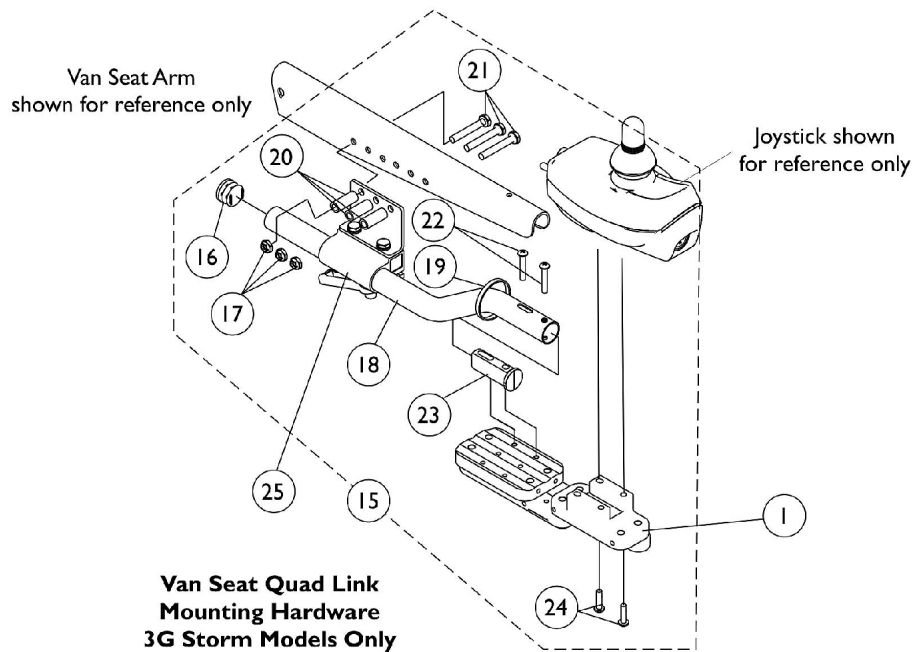
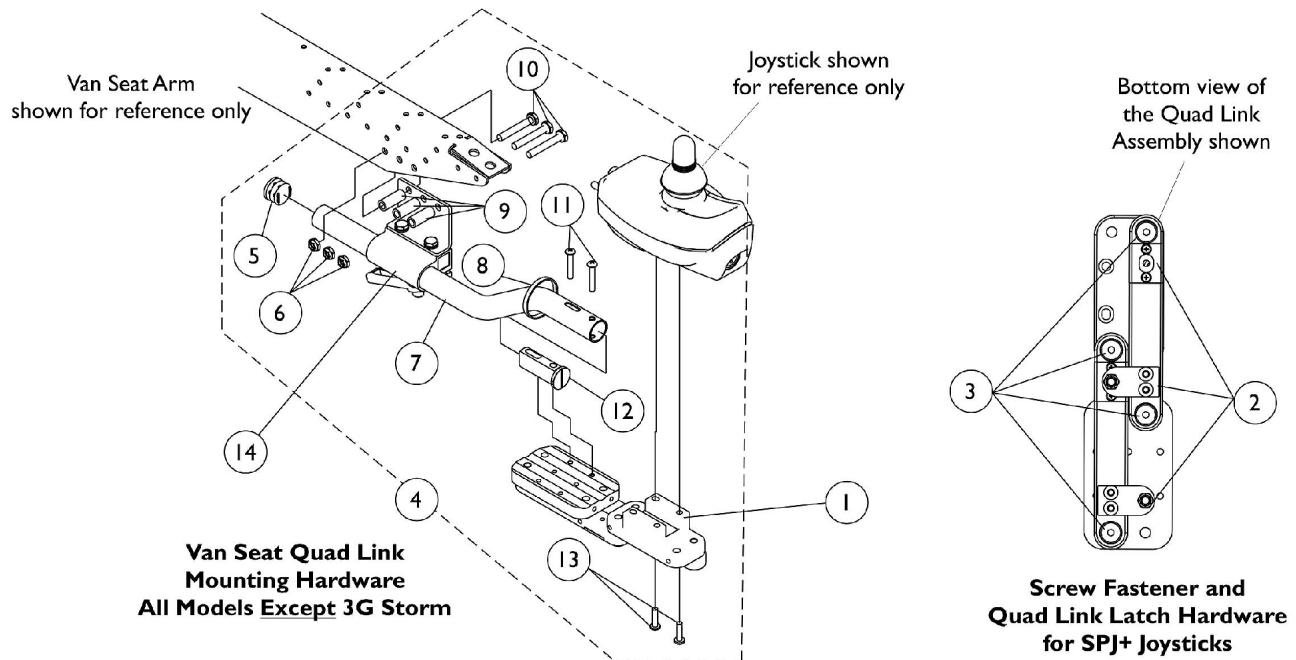
# Sanode

Required for "single" actuator operation through the driver control - multiple drive systems (MPJ+, PSR, PSF, or Display).



Item Number	Note	Part Number	Description	Quantity Per	
				Package	Assembly
1	A	1140045	Sanode, MK6i	1	1
		1095502	Package, Cable Tie (11-1/2" L)	10	1
NOTE: A - Not Shown					

# Quad Link (QL) - Van Seats with SPJ+ Joysticks

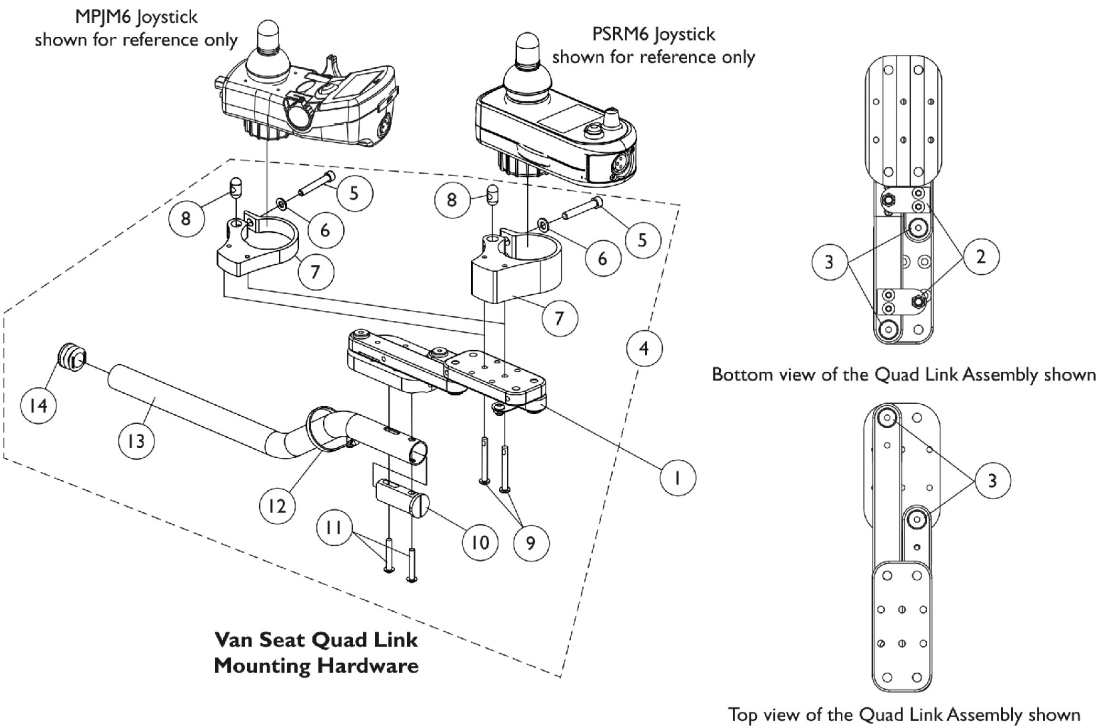




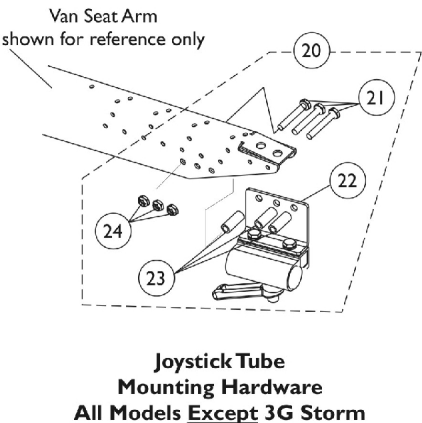
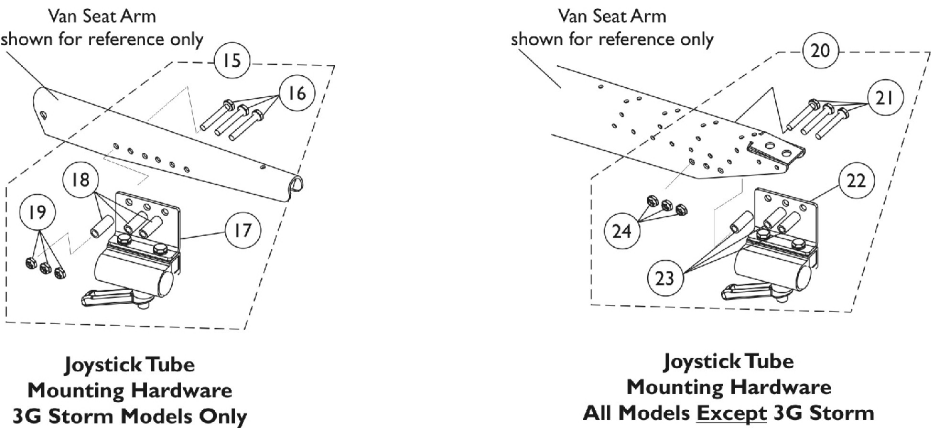
## Quad Link (QL) - Van Seats with SPJ+ Joysticks

Item Number	Note	Part Number	Description	Quantity Per	
				Package	Assembly
1		1140898	Quad Link (QL) with Instruction Sheet - Right	1	1
1		1140899	Quad Link (QL) with Instruction Sheet - Left	1	1
	E	1134844	Instruction Sheet, Quad Link	1	1
2	A	1140425	Kit, Quad Link Latch Hardware	1	1
3	B	1140424	Kit, Quad Link Screw Fastener Hardware	1	1
4	C	1143042	Kit, Quad Link Mounting Hardware - Van Seat	1	1
5			Plug Button, Black (7/8")	1	1
6			Locknut (1/4-20)	1	3
7			Tube, Joystick Offset (2")	1	1
8			Tie Wrap (11-1/2" L)	1	1
9			Spacer (1/4 x 3/8 x 1")	1	3
10			Screw, Hex Head (1/4-20 x 1-5/8")	1	3
11			Screw, Phillips Pan Head (#10-32 x 1-1/8")	1	2
12			Spacer, Joystick Tube, Black	1	1
13			Screw, Phillips Pan Head w/ Patch (#10-32 x 3/4")	1	2
13		1105414	Screw, Phillips Pan Head w/ Patch (#10-32 x 3/4")	1	2
14		1139681	Clamp, Van Seat Arm Joystick Tube	1	1
15	D	1143041	Kit, Quad Link Mounting Hardware - Van Seat	1	1
16			Plug Button, Black (7/8")	1	1
17			Locknut (1/4-20)	1	3
18			Tube, Joystick Offset (2")	1	1
19			Tie Wrap (11-1/2" L)	1	1
20			Spacer (1/4 x 7/16 x 5/8")	1	3
21			Screw, Hex Head (1/4-20 x 1-1/4")	1	3
22			Screw, Phillips Pan Head (#10-32 x 1-1/8")	1	2
23			Spacer, Joystick Tube, Black	1	1
24			Screw, Phillips Pan Head w/ Patch (#10-32 x 3/4")	1	2
24		1105414	Screw, Phillips Pan Head w/ Patch (#10-32 x 3/4")	1	2
25		1105049	Clamp Assembly, Captain/ Van Seat	1	1
NOTE: A - Latch Kit includes 4 ea. Button Head Cap Screws (10-32 x 3/8"), 2 ea. Latch Spring Assembly, 4 ea. Phillips Flat C'Sunk Head Screws, 2 ea. Spring Catch Plates, 2 ea. Socket Head Set Screws (10-32 x 3/8") B - Screw Fastener Kit includes 4 ea. Socket Head Shoulder Screws (3/8 x 3/8"), 2 ea. Socket Head Cap Screws (1/4-20 x 3/8"), 2 ea. Socket Head Set Screws (1/4-20 x 1/2"), 4 ea. Socket Head Set Screws (10-32 x 1/8") C - Includes items 5-13. D - Includes items 16-24. E - Not Shown					

# Quad Link (QLM6) - Van Seats with MPJM6/PSRM6/PSFM6 Joysticks



**Screw Fastener and Quad Link Latch Hardware  
For MPJM6/PSRM6/PSFM6 Joysticks**



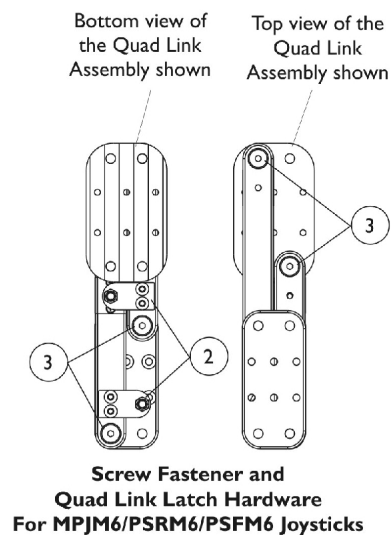
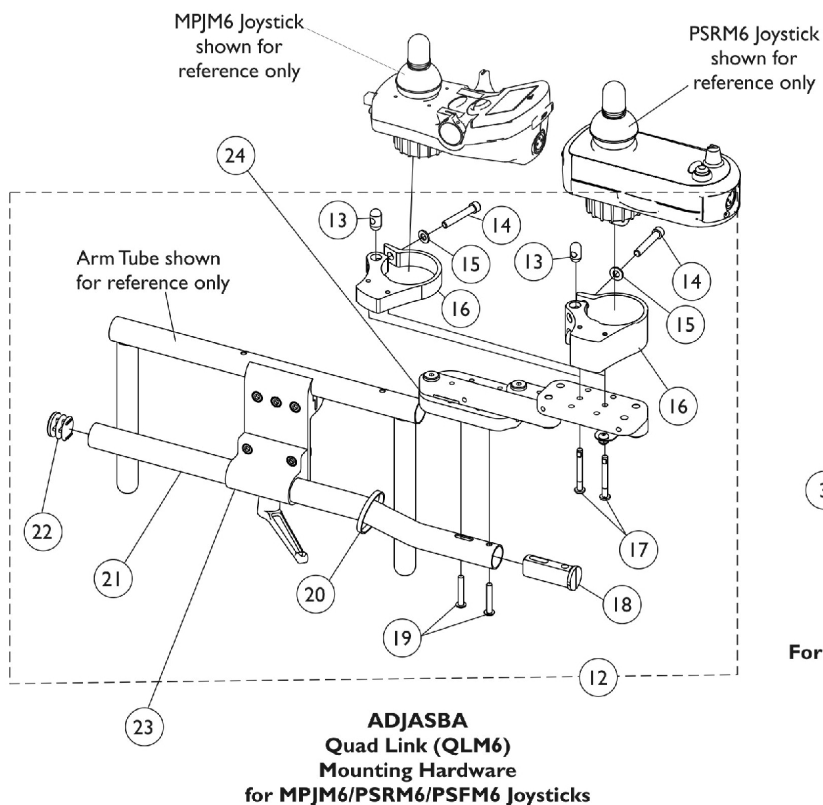
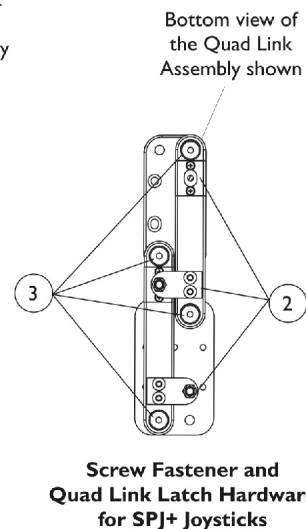
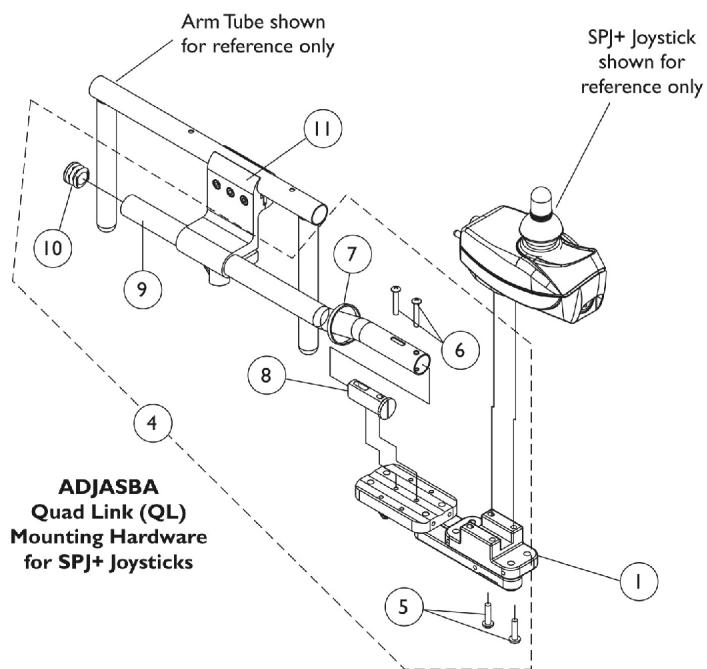
# Quad Link (QLM6) - Van Seats with MPJM6/PSRM6/PSFM6 Joysticks

Item Number	Note	Part Number	Description	Quantity Per	
				Package	Assembly
1		1145397	Quad Link (QLM6/QLAM6) - Right	1	1
1		1145398	Quad Link (QLM6/QLAM6) - Left	1	1
	C	1134844	Instruction Sheet, Quad Link	1	1
2	A	1140425	Kit, Quad Link Latch Hardware	1	1
3	B	1140424	Kit, Quad Link Screw Fastener Hardware	1	1
4	I	1154077	Kit, Quad Link Mounting Hardware - Van Seat w/ MPJM6 Joystick	1	1
5			Screw, Socket Head (1/4-28 x 1-1/2")	1	1
6			Washer (1/4 x 1/2 x 1/16")	1	1
7			Clamp, Joystick MK6 Quad Link MPJM6	1	1
8			Pin, Threaded (3/8" x 3/4")	1	1
9			Screw, Phillips Pan Head w/Patch (#10-32 x 7/8")	1	2
10			Spacer, Joystick Tube, Black	1	1
11			Screw, Phillips Pan Head (#10-32 x 1-1/8")	1	2
12			Tie Wrap (11-1/2" L)	1	1
13			Tube, Joystick Offset (2")	1	1
14			Plug Button, Black (7/8")	1	1
4	D,D1	1152661	Kit, Quad Link Mounting Hardware - Van Seat w/ PSRM6/PSFM6 Joystick	1	1
5			Screw, Socket Head (1/4-28 x 1-1/2")	1	1
6			Washer (1/4 x 1/2 x 1/16")	1	1
7			Clamp, Joystick (1-1/4" Thick Material)	1	1
8			Pin, Threaded (3/8" x 3/4")	1	1
9			Screw, Phillips Pan Head w/ Patch (#10-32 x 1-5/8")	1	2
10			Spacer, Joystick Tube, Black	1	1
11			Screw, Phillips Pan Head (#10-32 x 1-1/8")	1	2
12			Tie Wrap (11-1/2" L)	1	1
13			Tube, Joystick Offset (2")	1	1
14			Plug Button, Black (7/8")	1	1
7	I	1153820	Clamp, Joystick MK6 Quad Link MPJM6	1	1
7	F	1152026	Clamp, Joystick (1-1/4" Thick Material)	1	1
9	G	1139677	Screw, Phillips Pan Head (#10-32 x 1")	1	2
9	H	1025723	Screw, Phillips Pan Head w/ Patch (#10-32 x 1-5/8")	1	2
9	J	1029157	Screw, Phillips Pan Head w/Patch (#10-32 x 7/8")	1	2
15		1105050	Kit, Joystick Tube Mounting Hardware - Captain/ Van Seat	1	1
16		1057955	Screw, Hex Head (1/4-20 x 1-1/4")	1	3
17		1105049	Clamp Assembly, Captain/ Van Seat	1	1
18		1101524	Spacer (1/4 x 7/16 x 5/8")	1	3
19		1025195	Locknut (1/4-20)	1	3
20	E	1142480	Kit, Joystick Tube Mounting Hardware - Captain/Van Seat	1	1
21			Screw, Hex Head (1/4-20 x 1-5/8")	1	3
22			Clamp, Van Seat Arm Joystick Tube	1	1

# Quad Link (QLM6) - Van Seats with MPJM6/PSRM6/PSFM6 Joysticks

Item Number	Note	Part Number	Description	Quantity Per	
				Package	Assembly
23			Spacer (1/4 x 3/8 x 1")	1	3
24			Locknut (1/4-20)	1	3
21		1037610	Screw, Hex Head (1/4-20 x 1-5/8")	1	3
22		1139681	Clamp, Van Seat Arm Joystick Tube	1	1
23		1087219	Spacer (1/4 x 3/8 x 1")	1	3
24		1025195	Locknut (1/4-20)	1	3
<p>NOTE: A - Latch Kit includes 4 ea. Button Head Cap Screws (#10-32 x 3/8"), 2 ea. Latch Spring Assembly, 4 ea. Phillips Flat C'Sunk Head Screws, 2 ea. Spring Catch Plates, 2 ea. Socket Head Set Screws (10-32 x 3/8")</p> <p>B - Screw Fastener Kit includes 4 ea. Socket Head Shoulder Screws (3/8 x 3/8"), 2 ea. Socket Head Cap Screws (1/4-20 x 3/8"), 2 ea. Socket Head Set Screws (1/4-20 x 1/2"), 4 ea. Socket Head Set Screws (#10-32 x 1/8")</p> <p>C - Not Shown</p> <p>D - Includes items 5-14. Joystick Clamp was revised from 5/8" to 1-1/4" material 10/31/07 to accommodate not only the MPJM6 but the PSFM6/PSRM6 Joysticks also.</p> <p>D1 - As of 3/13/08 the 1-1/4" thick Joystick Clamp is no longer used for MPJM6 Joysticks and used exclusively for PSRM6/PSFM6 only. See item 4 pt# 1154077 for "all" MPJM6 Joysticks.</p> <p>E - Includes items 21-24</p> <p>F - As of 3/13/08 the 1-1/4" thick Joystick Clamp is used exclusively for PSRM6/PSFM6. See item 7 pt# 1153820 Joystick Clamp and item 9 pt # 1029157 Screws for "all" MPJM6 Joysticks.</p> <p>G - Before 10/31/07. Used with Joystick Clamp 5/8" thick material.</p> <p>H - After 10/30/07. Used with Joystick Clamp 1-1/4" thick material.</p> <p>I - As of 3/13/08 a new Quad Link Joystick Clamp and Mounting Hardware was created exclusively for MPJM6 Joysticks. The new Quad Link Clamp is backward compatible for all MPJM6 Joysticks in the field.</p> <p>J - After 3/12/08 used with MPJM6 Quad Joystick Clamp pt # 1153820 only.</p>					

# Quad Link (QL) and (QLM6) - ADJASBA Seats



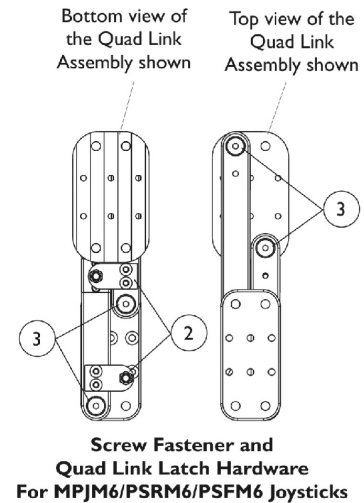
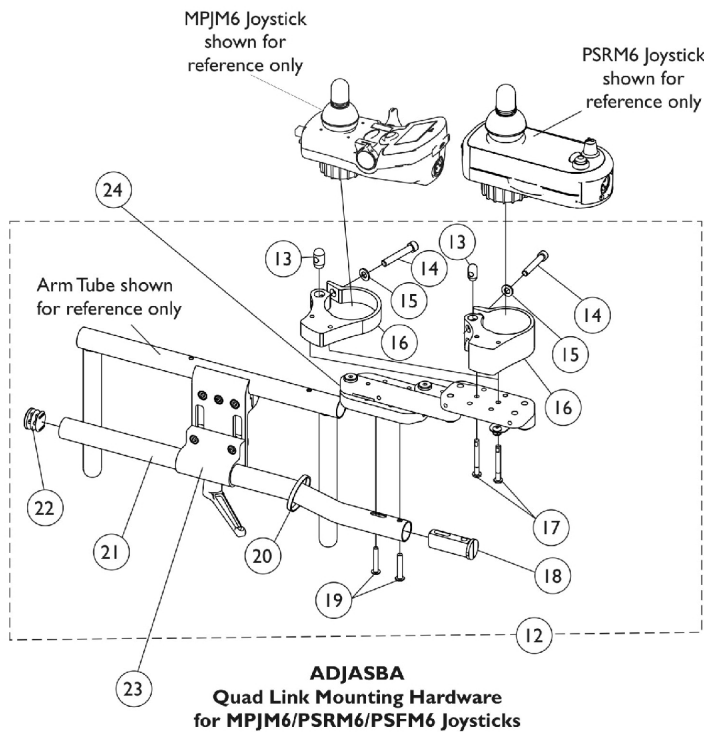
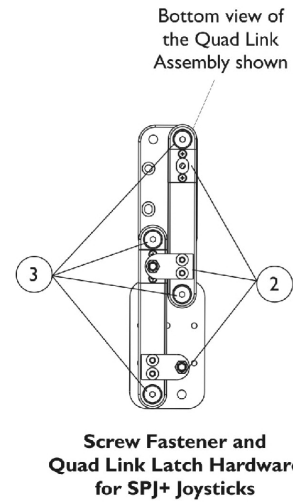
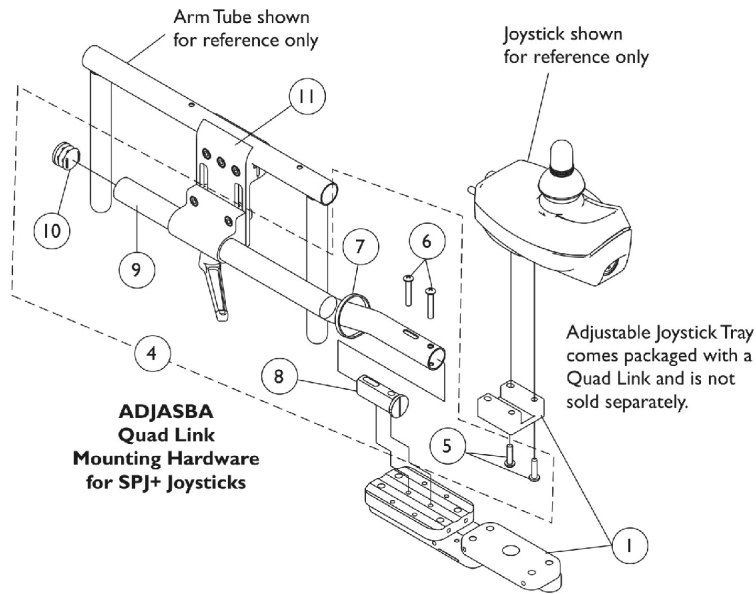
## Quad Link (QL) and (QLM6) - ADJASBA Seats

Item Number	Note	Part Number	Description	Quantity Per	
				Package	Assembly
1	D	1140898	Quad Link (QL) with Instruction Sheet - Right	1	1
1	D	1140899	Quad Link (QL) with Instruction Sheet - Left	1	1
	G	1134844	Instruction Sheet, Quad Link	1	1
2	A	1140425	Kit, Quad Link Latch Hardware	1	1
3	B	1140424	Kit, Quad Link Screw Fastener Hardware	1	1
4	C	1142937	Kit, ASBA/ADJASBA Quad Link Mounting Hardware	1	1
5			Screw, Phillips Pan Head w/ Patch (#10-32 x 3/4")	1	2
6			Screw, Phillips Pan Head (#10-32 x 1-1/8")	1	2
7			Tie Wrap (11-1/2" L)	1	1
8			Spacer, Joystick Tube, Black	1	1
9			Tube, Joystick Offset (2")	1	1
10			Plug Button, Black (7/8")	1	1
5		1105414	Screw, Phillips Pan Head w/ Patch (#10-32 x 3/4")	1	2
11		1093071	Clamp, Fixed Height Joystick Tube	1	1
12	K	1154076	Kit, Quad Link Mounting Hardware - MPJM6 Joysticks	1	1
13			Pin, Threaded (3/8" x 3/4")	1	1
14			Screw, Socket Head (1/4-28 x 1-1/2")	1	1
15			Washer (1/4 x 1/2 x 1/16")	1	1
16			Clamp, Joystick MK6 Quad Link MPJM6	1	1
17			Screw, Phillips Pan Head w/Patch (#10-32 x 7/8")	1	2
18			Spacer, Joystick Tube, Black	1	1
19			Screw, Phillips Pan Head (#10-32 x 1-1/8")	1	2
20			Tie Wrap (11-1/2" L)	1	1
21			Tube, Joystick Offset (1/2")	1	1
22			Plug Button, Black (7/8")	1	1
12	F,F1	1152027	Kit, Quad Link Mounting Hardware - PSRM6/PSFM6 Joysticks	1	1
13			Pin, Threaded (3/8" x 3/4")	1	1
14			Screw, Socket Head (1/4-28 x 1-1/2")	1	1
15			Washer (1/4 x 1/2 x 1/16")	1	1
16			Clamp, Joystick (1-1/4" Thick Material)	1	1
17			Screw, Phillips Pan Head w/ Patch (#10-32 x 1-5/8")	1	2
18			Spacer, Joystick Tube, Black	1	1
19			Screw, Phillips Pan Head (#10-32 x 1-1/8")	1	2
20			Tie Wrap (11-1/2" L)	1	1
21			Tube, Joystick Offset (1/2")	1	1
22			Plug Button, Black (7/8")	1	1
16	K	1153820	Clamp, Joystick MK6 Quad Link MPJM6	1	1
16	H	1152026	Clamp, Joystick (1-1/4" Thick Material)	1	1
17	I	1139677	Screw, Phillips Pan Head (#10-32 x 1")	1	2
17	J	1025723	Screw, Phillips Pan Head w/ Patch (#10-32 x 1-5/8")	1	2
17	L	1029157	Screw, Phillips Pan Head w/Patch (#10-32 x 7/8")	1	2
23		1093071	Clamp, Fixed Height Joystick Tube	1	1
24	E	1145397	Quad Link (QLM6/QLAM6) - Right	1	1

## Quad Link (QL) and (QLM6) - ADJASBA Seats

Item Number	Note	Part Number	Description	Quantity Per	
				Package	Assembly
24	E	1145398	Quad Link (QLM6/QLAM6) - Left	1	1
<p>NOTE: A - Latch Kit includes 4 ea. Button Head Cap Screws (#10-32 x 3/8"), 2 ea. Latch Spring Assembly, 4 ea. Phillips Flat C'Sunk Head Screws, 2 ea. Spring Catch Plates, 2 ea. Socket Head Set Screws (10-32 x 3/8")</p> <p>B - Screw Fastener Kit includes 4 ea. Socket Head Shoulder Screws (3/8 x 3/8"), 2 ea. Socket Head Cap Screws (1/4-20 x 3/8"), 2 ea. Socket Head Set Screws (1/4-20 x 1/2"), 4 ea. Socket Head Set Screws (#10-32 x 1/8")</p> <p>C - Includes items 5-10.</p> <p>D - For use with SPJ+ Joysticks.</p> <p>E - For use with MPJM6/PSRM6/PSFM6 Joysticks.</p> <p>F - Includes items 13-22. Joystick Clamp was revised from 5/8" to 1-1/4" material 10/31/07 to accommodate not only the MPJM6 but the PSFM6/PSRM6 Joysticks also.</p> <p>F1 - As of 3/13/08 the 1-1/4" thick Joystick Clamp is no longer used for MPJM6 Joysticks and used exclusively for PSRM6/PSFM6 only. See item 12 pt# 1154076 for "all" MPJM6 Joysticks.</p> <p>G - Not Shown</p> <p>H - As of 3/13/08 the 1-1/4" thick Joystick Clamp is used exclusively for PSRM6/PSFM6. See item 16 pt# 1153820 Joystick Clamp and item 17 pt # 1029157 Screws for "all" MPJM6 Joysticks.</p> <p>I - Before 10/31/07. Used with Joystick Clamp 5/8" thick material.</p> <p>J - After 10/30/07. Used with Joystick Clamp 1-1/4" thick material.</p> <p>K - As of 3/13/08 a new Quad Link Joystick Clamp and Mounting Hardware was created exclusively for MPJM6 Joysticks. The new Quad Link Clamp is backward compatible for all MPJM6 Joysticks in the field.</p> <p>L - After 3/12/08 used with MPJM6 Quad Joystick Clamp pt # 1153820 only.</p>					

# Quad Link (QLA) and (QLAM6)





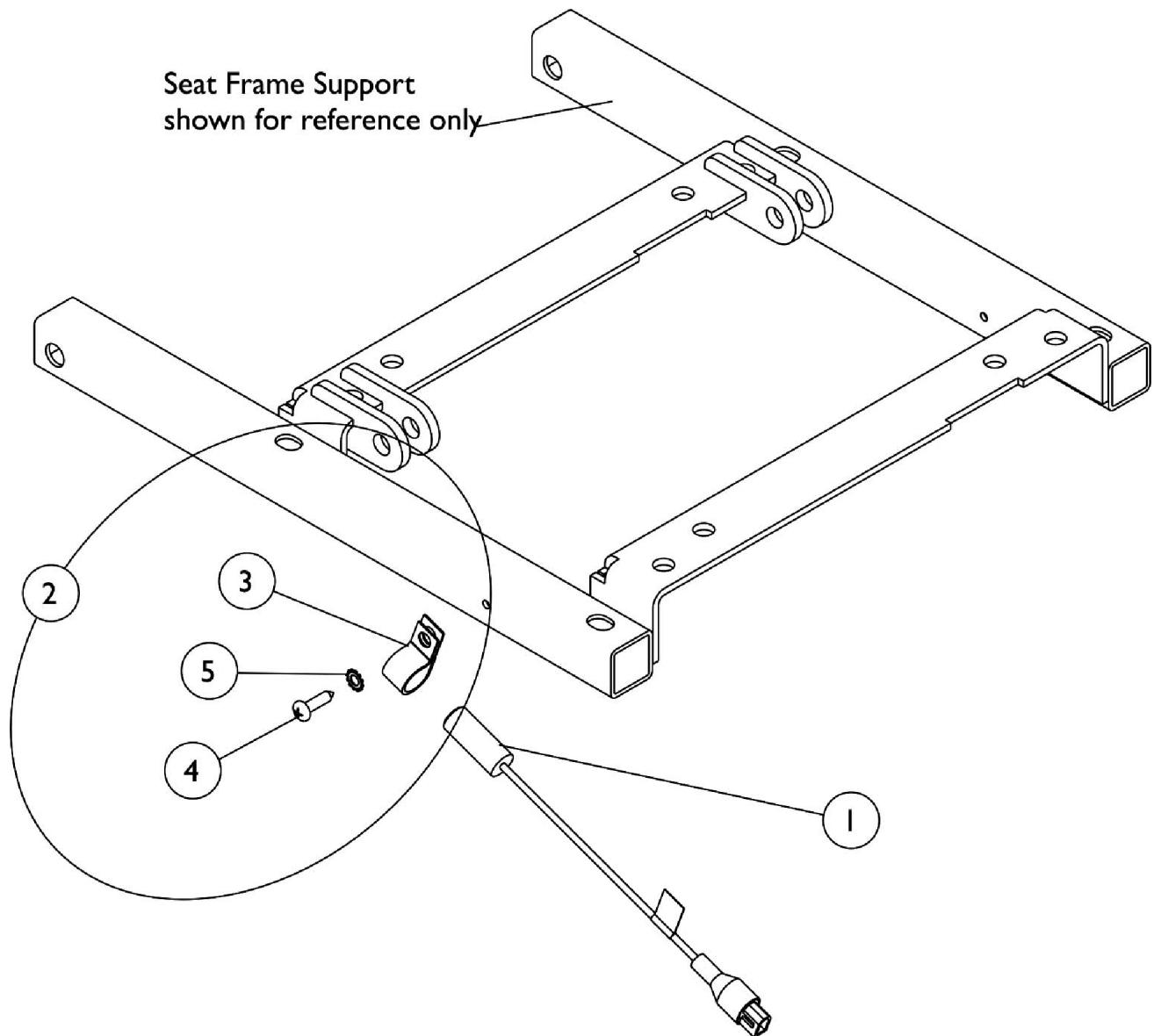
## Quad Link (QLA) and (QLAM6)

Item Number	Note	Part Number	Description	Quantity Per	
				Package	Assembly
1	D	1140896	Quad Link w/ Adjustable Joystick Tray (QLA) and Instruction Sheet - Right	1	1
1	D	1140897	Quad Link w/ Adjustable Joystick Tray (QLA) and Instruction Sheet - Left	1	1
	G	1134844	Instruction Sheet, Quad Link	1	1
2	A	1140425	Kit, Quad Link Latch Hardware	1	1
3	B	1140424	Kit, Quad Link Screw Fastener Hardware	1	1
4	C	1139416	Kit, ASBA/ADJASBA Quad Link Mounting Hardware	1	1
5			Screw, Phillips Pan Head w/ Patch (#10-32 x 3/4")	1	2
6			Screw, Phillips Pan Head (#10-32 x 1-1/8")	1	2
7			Tie Wrap (11-1/2" L)	1	1
8			Spacer, Joystick Tube, Black	1	1
9			Tube, Joystick Offset (1/2")	1	1
10			Plug Button, Black (7/8")	1	1
5		1105414	Screw, Phillips Pan Head w/ Patch (#10-32 x 3/4")	1	2
11		1139422	Clamp, Height Adjustable Joystick Tube (ARM250)	1	1
12	K	1154076	Kit, Quad Link Mounting Hardware - MPJM6 Joysticks	1	1
13			Pin, Threaded (3/8" x 3/4")	1	1
14			Screw, Socket Head (1/4-28 x 1-1/2")	1	1
15			Washer (1/4 x 1/2 x 1/16")	1	1
16			Clamp, Joystick MK6 Quad Link MPJM6	1	1
17			Screw, Phillips Pan Head w/Patch (#10-32 x 7/8")	1	2
18			Spacer, Joystick Tube, Black	1	1
19			Screw, Phillips Pan Head (#10-32 x 1-1/8")	1	2
20			Tie Wrap (11-1/2" L)	1	1
21			Tube, Joystick Offset (1/2")	1	1
22			Plug Button, Black (7/8")	1	1
12	F1,F	1152027	Kit, Quad Link Mounting Hardware - PSRM6/PSFM6 Joysticks	1	1
13			Pin, Threaded (3/8" x 3/4")	1	1
14			Screw, Socket Head (1/4-28 x 1-1/2")	1	1
15			Washer (1/4 x 1/2 x 1/16")	1	1
16			Clamp, Joystick (1-1/4" Thick Material)	1	1
17			Screw, Phillips Pan Head w/ Patch (#10-32 x 1-5/8")	1	2
18			Spacer, Joystick Tube, Black	1	1
19			Screw, Phillips Pan Head (#10-32 x 1-1/8")	1	2
20			Tie Wrap (11-1/2" L)	1	1
21			Tube, Joystick Offset (1/2")	1	1
22			Plug Button, Black (7/8")	1	1
16	K	1153820	Clamp, Joystick MK6 Quad Link MPJM6	1	1
16	H	1152026	Clamp, Joystick (1-1/4" Thick Material)	1	1
17	I	1139677	Screw, Phillips Pan Head (#10-32 x 1")	1	2
17	J	1025723	Screw, Phillips Pan Head w/ Patch (#10-32 x 1-5/8")	1	2
17	L	1029157	Screw, Phillips Pan Head w/Patch (#10-32 x 7/8")	1	2

## Quad Link (QLA) and (QLAM6)

Item Number	Note	Part Number	Description	Quantity Per	
				Package	Assembly
23		1139422	Clamp, Height Adjustable Joystick Tube (ARM250)	1	1
24	E	1145397	Quad Link (QLM6/QLAM6) - Right	1	1
24	E	1145398	Quad Link (QLM6/QLAM6) - Left	1	1
<p>NOTE: A - Latch Kit includes 4 ea. Button Head Cap Screws (#10-32 x 3/8"), 2 ea. Latch Spring Assembly, 4 ea. Phillips Flat C'Sunk Head Screws, 2 ea. Spring Catch Plates, 2 ea. Socket Head Set Screws (10-32 x 3/8")</p> <p>B - Screw Fastener Kit includes 4 ea. Socket Head Shoulder Screws (3/8 x 3/8"), 2 ea. Socket Head Cap Screws (1/4-20 x 3/8"), 2 ea. Socket Head Set Screws (1/4-20 x 1/2"), 4 ea. Socket Head Set Screws (#10-32 x 1/8")</p> <p>C - Includes items 5-10.</p> <p>D - For use with SPJ+ Joysticks.</p> <p>E - For use with MPJM6/PSRM6/PSFM6 Joysticks.</p> <p>F - Includes items 13-22. Joystick Clamp was revised from 5/8" to 1-1/4" material 10/31/07 to accommodate not only the MPJM6 but the PSFM6/PSRM6 Joysticks also.</p> <p>F1 - As of 3/13/08 the 1-1/4" thick Joystick Clamp is no longer used for MPJM6 Joysticks and used exclusively for PSRM6/PSFM6 only. See item 12 pt# 1154076 for "all" MPJM6 Joysticks.</p> <p>G - Not Shown</p> <p>H - As of 3/13/08 the 1-1/4" thick Joystick Clamp is used exclusively for PSRM6/PSFM6. See item 16 pt# 1153820 Joystick Clamp and item 17 pt # 1029157 Screws for "all" MPJM6 Joysticks.</p> <p>I - Before 10/31/07. Used with Joystick Clamp 5/8" thick material.</p> <p>J - After 10/30/07. Used with Joystick Clamp 1-1/4" thick material.</p> <p>K - As of 3/13/08 a new Quad Link Joystick Clamp and Mounting Hardware was created exclusively for MPJM6 Joysticks. The new Quad Link Clamp is backward compatible for all MPJM6 Joysticks in the field.</p> <p>L - After 3/12/08 used with MPJM6 Quad Joystick Clamp pt # 1153820 only.</p>					

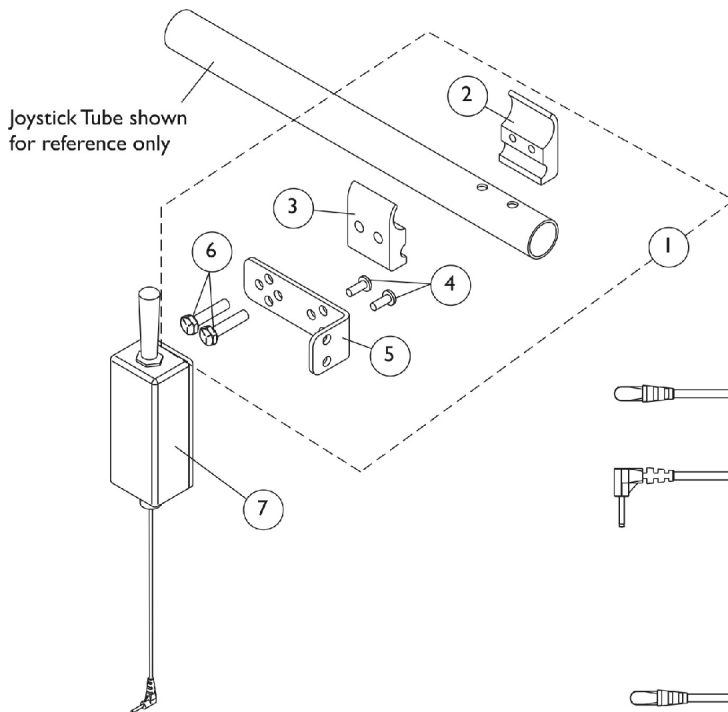
# Switch, Drive Lockout Mercury (MK6i) For PTO on 3G Storm



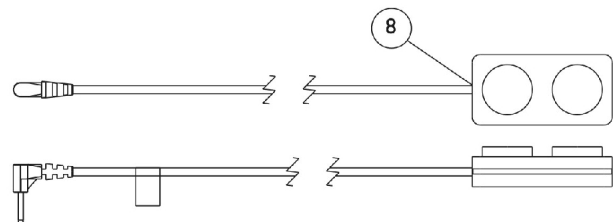
## Switch, Drive Lockout Mercury (MK6i) For PTO on 3G Storm

Item Number	Note	Part Number	Description	Quantity Per	
				Package	Assembly
1	A	1140099	Switch, Drive Lockout Mercury (MK6i)	1	1
2		1106544	Kit, Switch Clip with Mounting Hardware	1	1
3			Bracket, Cable/Wire Mounting, Black	1	1
4			Screw, Phillips Pan Head Tap (#10-16 x 3/4")	1	1
5			Lockwasher, External Tooth (#10)	1	1
NOTE: A - Includes items 3-5					

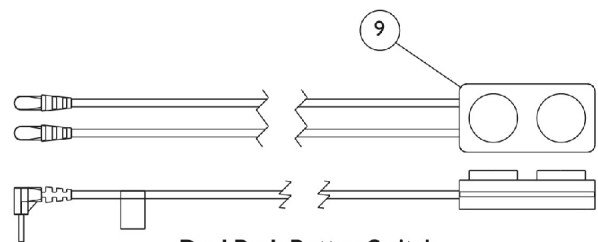
# Dual Push Button Switches, Dual Toggle Switch (2SW) & Monoport "Y" Phono Cable (MPY)



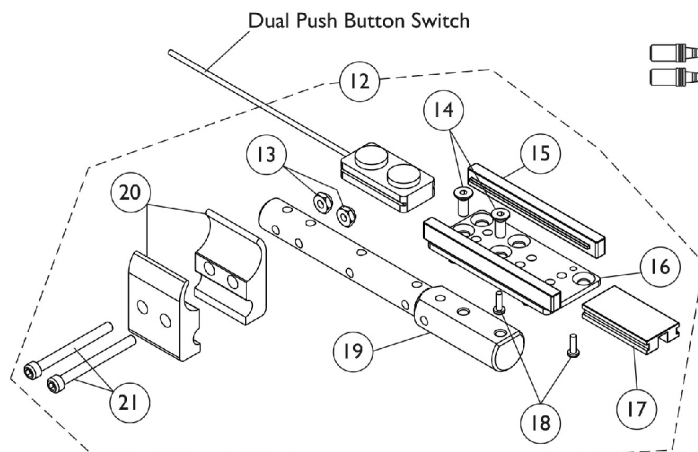
**Dual Toggle Switch (2SW)**



**Dual Push Button Switch (2PB)**



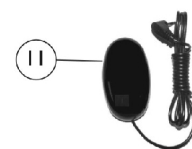
**Dual Push Button Switch**



**Push Button Switch  
Armrest Mounting Hardware**



**Monoport "Y" Phono Cable (MPY)**

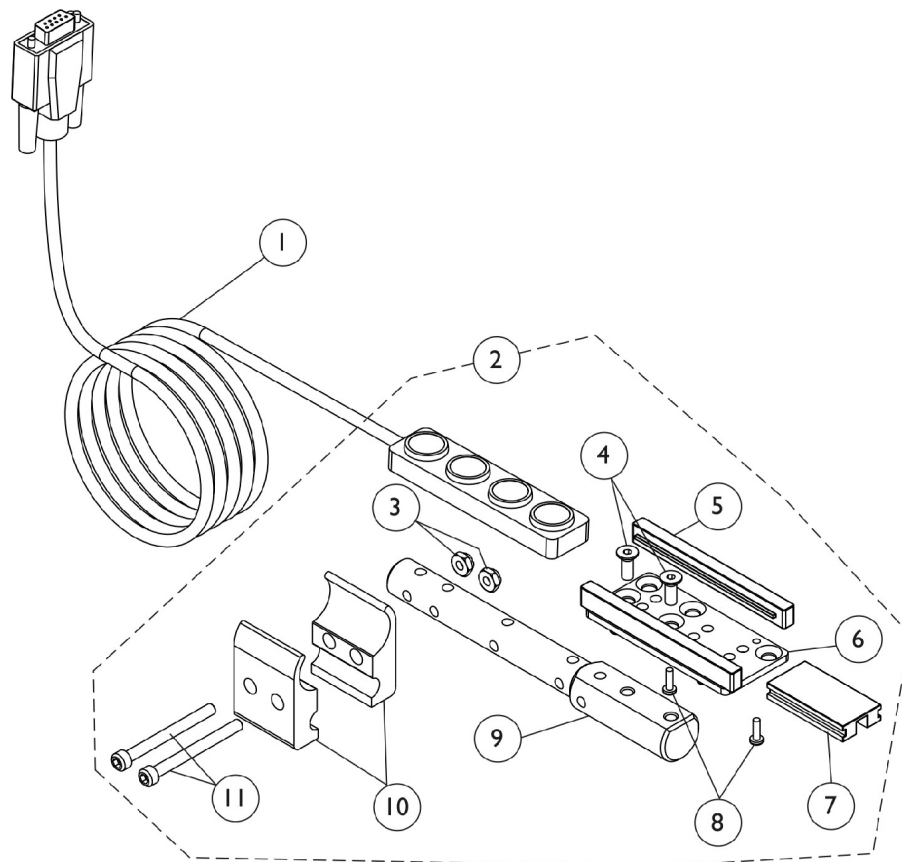


**Egg Switch (EGSBLK)**

## Dual Push Button Switches, Dual Toggle Switch (2SW) & Monoport "Y" Phono Cable (MPY)

Item Number	Note	Part Number	Description	Quantity Per	
				Package	Assembly
1	A	1091496	Kit, Joystick Tube Toggle Switch Mounting Hardware	1	1
2			Half Clamp, Threaded Holes	1	1
3			Half Clamp, Non-Threaded Holes	1	1
4			Screw, Hex Head w/ Patch (1/4-20 x 1/2")	1	2
5			Bracket, Toggle Switch Mounting, Black	1	1
6			Screw, Hex Head (1/4-20 x 1-1/8")	1	2
7	B	1142221	Switch, Dual Function Toggle (2SW)	1	1
8	B,D	1153635	Kit, Switch, Dual Push Button (2PB) (MPJ+, MK6i Display, PSFM6/PSRM6 Joysticks)	1	1
			Switch, Push Button Dual	1	1
			Loop, Material	1	1
			Hook, Material	1	1
9	D,E	1157818	Kit, Switch, Dual Push Button (Spj+ Joysticks Only)	1	1
10	C	1140027	Cable, Monoport "Y" Phono (MPY)	1	1
11		1123276	Kit, Switch, Black Egg Reset w/ Hook/Loop Adhesive Back Fastener & Attaching Screws (EGSBLK)	1	1
12	F	1157817	Kit, Push Button Switch Armrest Mounting Hardware (PBMT)	1	1
13			Locknut (#10-32)	1	2
14			Screw, Socket Flat Head (10-32 x 1/2")	1	2
15			Rail, Push Button Slide	1	2
16			Plate, Push Button Mounting	1	1
17			Blank, 2-Position Push Button	1	1
18			Screw, Phillips Pan Head Tap (4-40 x 3/8")	1	4
19			Bar, Push Button Support	1	1
20			Half Clamp, Non-Threaded Holes	1	2
21			Screw, Socket Head (#10-32 x 2")	1	2
<b>NOTE:</b> A - Includes items 2-6 B - For use in the mode switch port of the MK6i Display, MPJ+, PSFM6 and PSRM6 Joysticks to provide TWO programmable switch functions, (Mono Port 1 and Mono Port 2 of the calibrations menu). Not compatible with SPJ+ Joysticks. C - Monoport "Y" Phono Cable allows adding a second switch (ex. Egg Reset Switch) to the mode switch port of the MK6i Display, MPJ+, PSFM6 and PSRM6 Joysticks. The "Y" Phono Cable can not be used with item #7 or #8 switches D - Includes the Dual Push Button Switch with Hook & Loop Adhesive Back Fastener. E - For use in the switch ports of the MK6 SPJ+ w/ PSS (SPJAP) or MK6i SPJ+ w/ ACC (SPJAPM) Joystick to provide TWO programmable switch functions, (Mono Port 1 and Mono Port 2 of the calibrations menu). F - Kit is sold complete and includes items 13-21. Kit is standard on TDX SPREE with SPJ+ Joystick					

## Quad Push Button (QPB) and Mounting Hardware



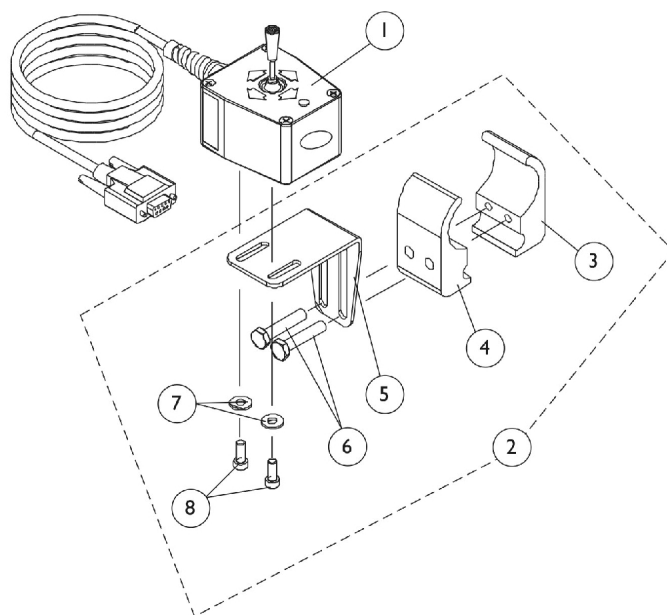
**Push Button Switch  
Armrest Mounting Hardware**

## Quad Push Button (QPB) and Mounting Hardware

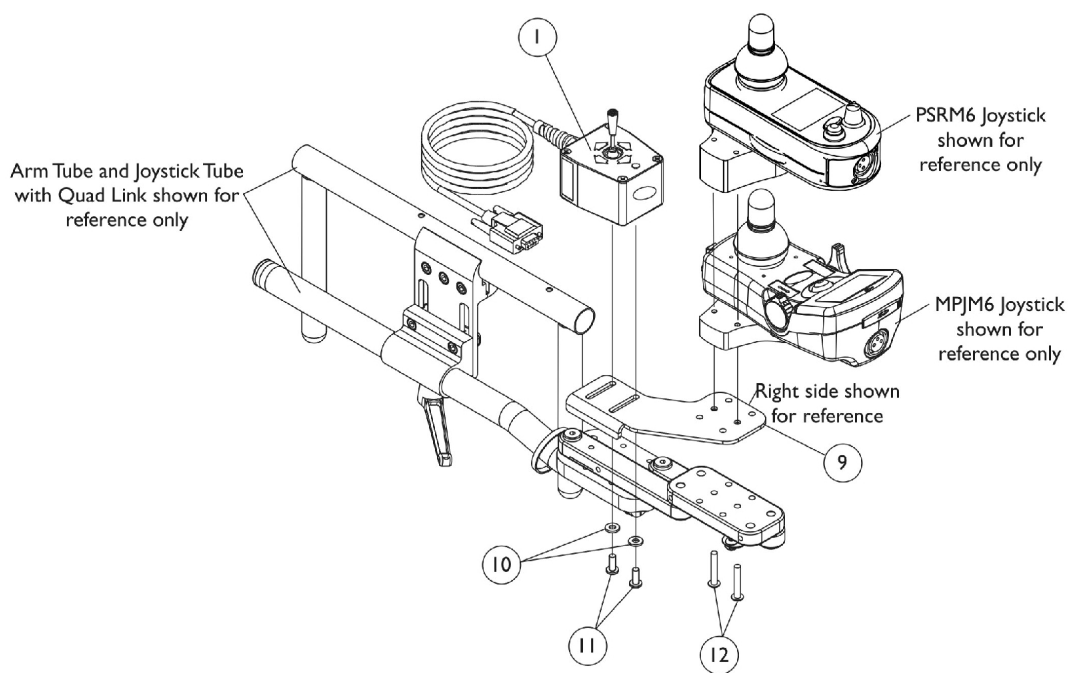
Item Number	Note	Part Number	Description	Quantity Per	
				Package	Assembly
1	A	1153636	Kit, Switch, Quad Push Button (QPB)	1	1
			Switch, Quad Push Button (QPB)	1	1
			Loop, Material	1	1
			Hook, Material	1	1
2	B	1157817	Kit, Push Button Switch Armrest Mounting Hardware (PBMT)	1	1
3			Locknut (#10-32)	1	2
4			Screw, Socket Flat Head (10-32 x 1/2")	1	2
5			Rail, Push Button Slide	1	2
6			Plate, Push Button Mounting	1	1
7			Blank, 2-Position Push Button	1	1
8			Screw, Phillips Pan Head Tap (4-40 x 3/8")	1	4
9			Bar, Push Button Support	1	1
10			Half Clamp, Non-Threaded Holes	1	2
11			Screw, Socket Head (#10-32 x 2")	1	2
NOTE: A - Includes the Quad Push Button Switch with Hook & Loop Adhesive Back Fastener B - Kit is sold complete and includes items 3-11.					



## 4-Way Toggle Switch (FWT) and Mounting Hardware



**4-Way Switch  
Joystick Tube Mounting Hardware**



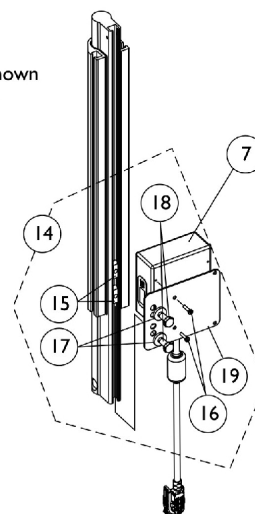
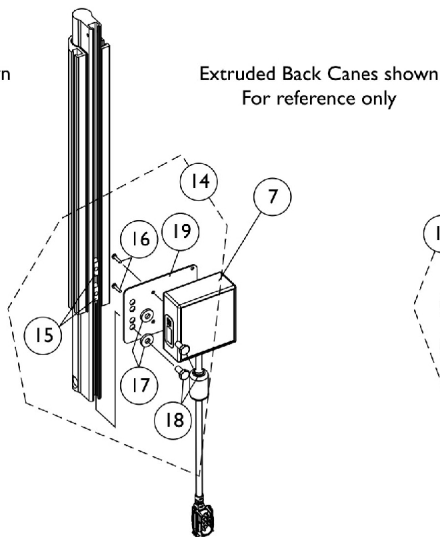
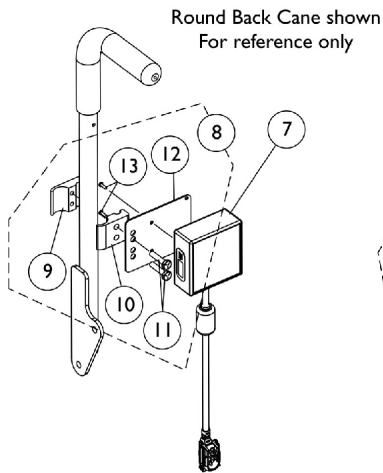
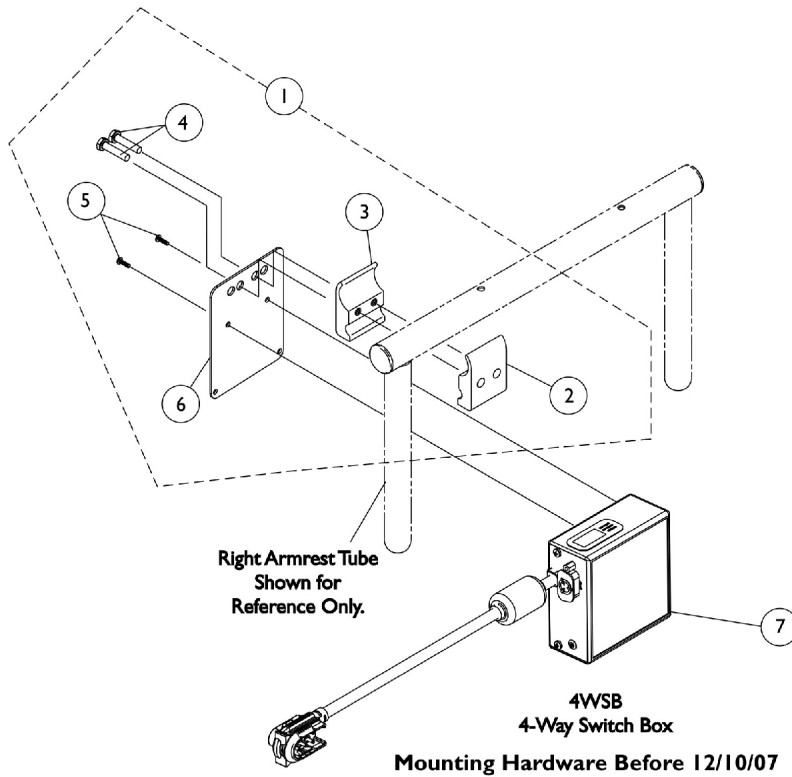
**4-Way Switch  
Quad Link Mounting Hardware**

## 4-Way Toggle Switch (FWT) and Mounting Hardware

Item Number	Note	Part Number	Description	Quantity Per		
				Package	Assembly	
1	B,A	1080116	Switch, 4-Way (FWT)	1	1	
2		1077519	Kit, 4-Way Switch Joystick Tube Mounting Hardware	1	1	
3			Half Clamp, Threaded Holes	1	1	
4			Half Clamp, Non-Threaded Holes	1	1	
5			Bracket, Joystick Mounting, Black	1	1	
6			Screw, Hex Head (1/4-20 x 1-1/8")	1	2	
7			Washer (#10 Flat)	1	2	
8			Screw, Phillips Pan Head (#10-32 x 1/2")	1	2	
9	C	1145404	Bracket, 4-Way Switch, Black - Right	1	1	
9		1145405	Bracket, 4-Way Switch - Left	1	1	
10		1059111	Washer, Nylon (#10)	1	2	
11		1026114	Screw, Phillips Pan Head (#10-32 x 1/2")	1	2	
12		1025714	Screw, Phillips Pan Head (#10-32 x 1-1/8")	1	2	
12		D	1025723	Screw, Phillips Pan Head w/ Patch (#10-32 x 1-5/8")	1	2
NOTE: A - Includes items 3-8.						
B - As of 5/22/07 the orientation of the Hardware was revised to attach the electronics closer to the chair. The Mounting Hardware Kit is backward compatible.						
C - Before 10/31/07. The 1-1/8" long screw is used with Joystick Clamp 5/8" thick material.						
D - After 10/30/07. Joystick Clamp was revised from 5/8" to 1-1/4" material 10/31/07 to accommodate not only the MPJM6 but the PSFM6/PSRM6 Joysticks also.						

# 4-Way Switch Box (4WSB) and Mounting Hardware

Must use a Four-Way Toggle Switch (FWT) or Quad Push Button (QPB) with a Four-Way Switch Box (4WSB)



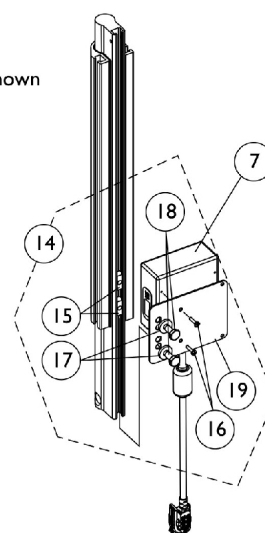
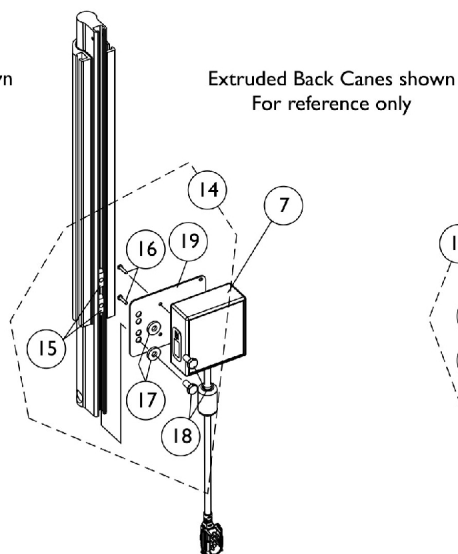
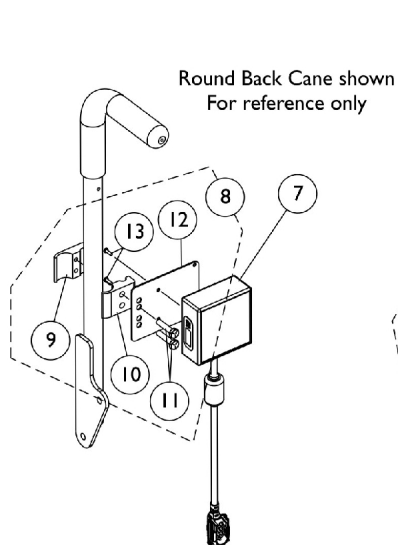
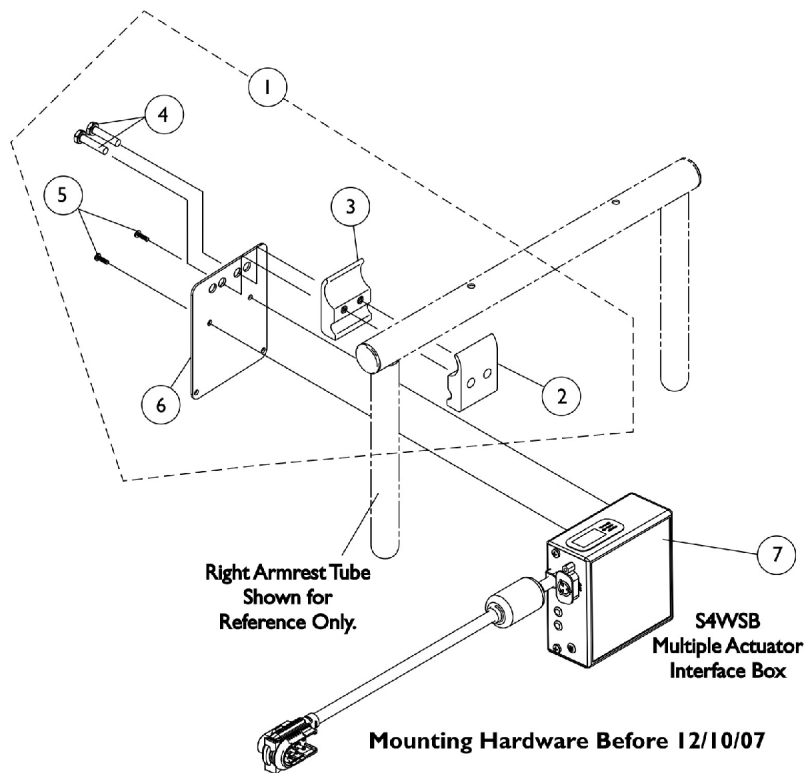
# 4-Way Switch Box (4WSB) and Mounting Hardware

Must use a Four-Way Toggle Switch (FWT) or Quad Push Button (QPB) with a Four-Way Switch Box (4WSB)

Item Number	Note	Part Number	Description	Quantity Per		
				Package	Assembly	
1	B,A,A1	1049593	Kit, SNP/DI, MK5 SAC, 4WSB, S4WSB, GTAM, AUX12M6, AUX34M6 Mtg. Hdwr.	1	1	
2			Half Clamp, Threaded Holes	1	1	
3			Half Clamp, Non-Threaded Holes	1	1	
4			Screw, Hex Head (1/4-20 x 1-1/8")	1	2	
5			Screw, Phillips Pan Head (#4-40 x 3/8")	1	2	
6			Plate, Mounting	1	1	
7	C	1140044	Box, 4 Way Switch (4WSB)	1	1	
8		1142226	Kit, SNP/DI, 4WSB, S4WSB, GTAM, AUX12M6, AUX34M6 Mounting Hardware For Round Back Canes	1	1	
9		Half Clamp, Threaded Holes	1	1		
10		Half Clamp, Non-Threaded Holes	1	1		
11		Screw, Hex Head (1/4-20 x 1-1/8")	1	2		
12		Plate, Mounting	1	1		
13		Screw, Phillips Pan Head (#4-40 x 3/8")	1	2		
14		D	1142227	Tie Wrap (5-5/8" L)	1	5
				Kit, SNP/DI, 4WSB, S4WSB, GTAM, AUX12M6, AUX34M6 Mounting Hardware For Extruded Back Canes	1	1
				T-Nut (1/4-20)	1	2
				Screw, Phillips Pan Head (#4-40 x 1/2")	1	2
				Washer (1/4 x 5/8 x 3/32")	1	2
18		Screw, Hex Head (1/4-20 x 1-1/2")	1	2		
19	Plate, Mounting	1	1			
	E	1095503	Tie Wrap (5-5/8" L)	1	5	
			Package, Cable Tie (5-5/8" L)	10	1	
			NOTE: A - Includes items 2-6. As of 5/22/07 the Mounting Plate holes and the orientation of the Hardware was revised to attach the electronics closer to the chair. The Mounting Hardware Kit is backward compatible. A1 - The mounting plate was revised again 12/10/07 by making the plate longer to accommodate relocation of the electronics to the back canes. The mounting plate is backward compatible for using under the armrest tube. B - Before 12/10/07 C - After 12/9/07 and includes items 9-13 and (Cable Ties not shown) D - After 12/9/07 and includes items 15-19 and (Cable Ties not shown) E - Not Shown			

# Multiple Actuator Interface Box (S4WSB) and Mounting Hardware

Allows multiple actuator operation through the driver control.



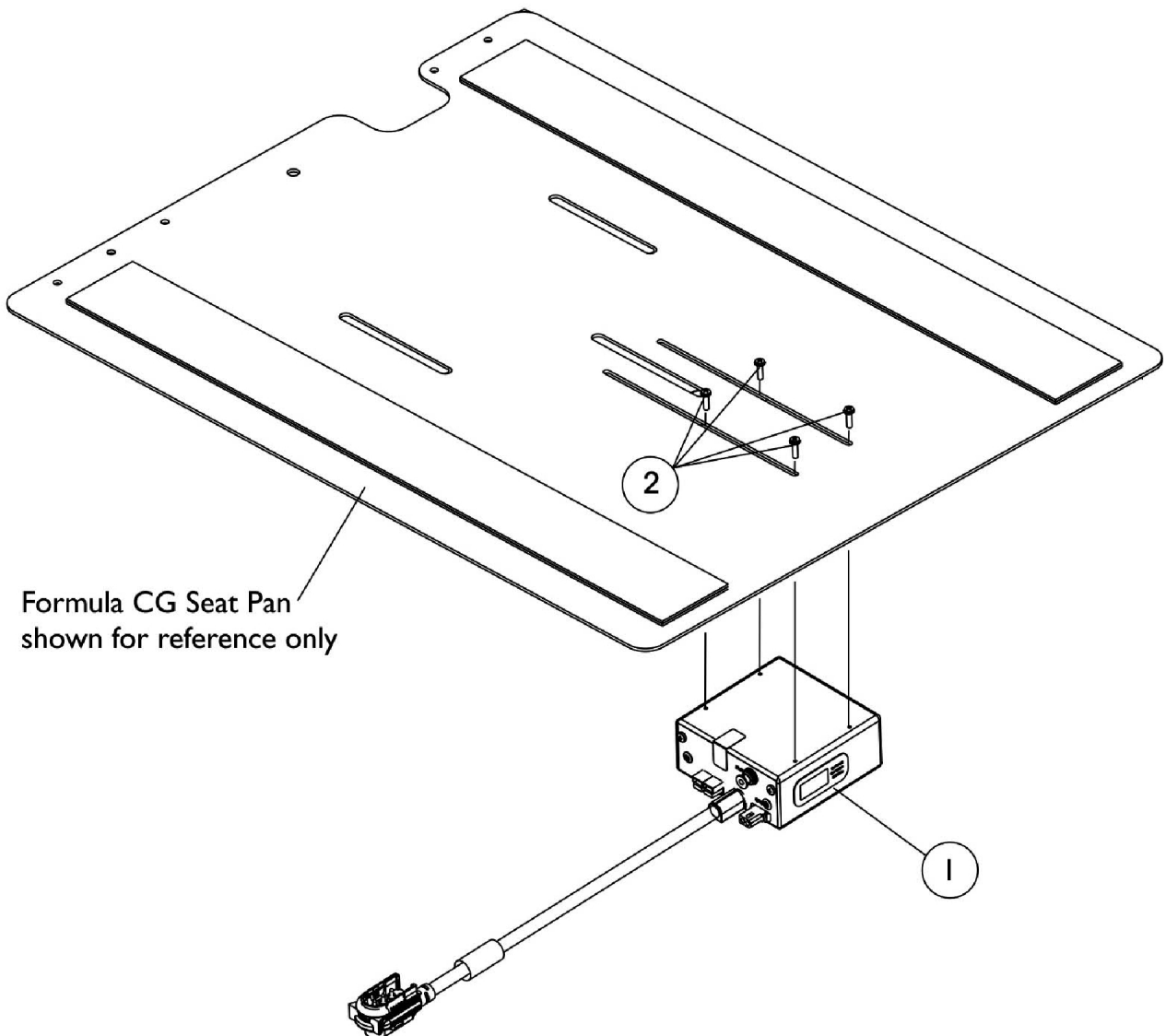
# Multiple Actuator Interface Box (S4WSB) and Mounting Hardware

Allows multiple actuator operation through the driver control.

Item Number	Note	Part Number	Description	Quantity Per		
				Package	Assembly	
1	B,A,A1	1049593	Kit, SNP/DI, MK5 SAC, 4WSB, S4WSB, GTAM, AUX12M6, AUX34M6 Mtg. Hdw.	1	1	
2			Half Clamp, Threaded Holes	1	1	
3			Half Clamp, Non-Threaded Holes	1	1	
4			Screw, Hex Head (1/4-20 x 1-1/8")	1	2	
5			Screw, Phillips Pan Head (#4-40 x 3/8")	1	2	
6			Plate, Mounting	1	1	
7	C	1136903	Box, Multiple Actuator Interface (S4WSB)	1	1	
8		1142226	Kit, SNP/DI, 4WSB, S4WSB, GTAM, AUX12M6, AUX34M6 Mounting Hardware For Round Back Canes	1	1	
9		Half Clamp, Threaded Holes	1	1		
10		Half Clamp, Non-Threaded Holes	1	1		
11		Screw, Hex Head (1/4-20 x 1-1/8")	1	2		
12		Plate, Mounting	1	1		
13		Screw, Phillips Pan Head (#4-40 x 3/8")	1	2		
14		D	1142227	Tie Wrap (5-5/8" L)	1	5
				Kit, SNP/DI, 4WSB, S4WSB, GTAM, AUX12M6, AUX34M6 Mounting Hardware For Extruded Back Canes	1	1
				T-Nut (1/4-20)	1	2
				Screw, Phillips Pan Head (#4-40 x 1/2")	1	2
				Washer (1/4 x 5/8 x 3/32")	1	2
18		Screw, Hex Head (1/4-20 x 1-1/2")	1	2		
19	Plate, Mounting	1	1			
	E	1095503	Tie Wrap (5-5/8" L)	1	5	
			Package, Cable Tie (5-5/8" L)	10	1	
NOTE: A - Includes items 2-6. As of 5/22/07 the Mounting Plate holes and the orientation of the Hardware was revised to attach the electronics closer to the chair. The Mounting Hardware Kit is backward compatible. A1 - The mounting plate was revised again 12/10/07 by making the plate longer to accommodate relocation of the electronics to the back canes. The mounting plate is backward compatible for using under the armrest tube. B - Before 12/10/07 C - After 12/9/07 and includes items 9-13 and (Cable Ties not shown) D - After 12/9/07 and includes items 15-19 and (Cable Ties not shown) E - Not Shown						

# Elevate Integrated Actuator Module (EIAM)

## 3G Storm w/ GB TT Motors & Formula CG Elevate



## Elevate Integrated Actuator Module (EIAM)

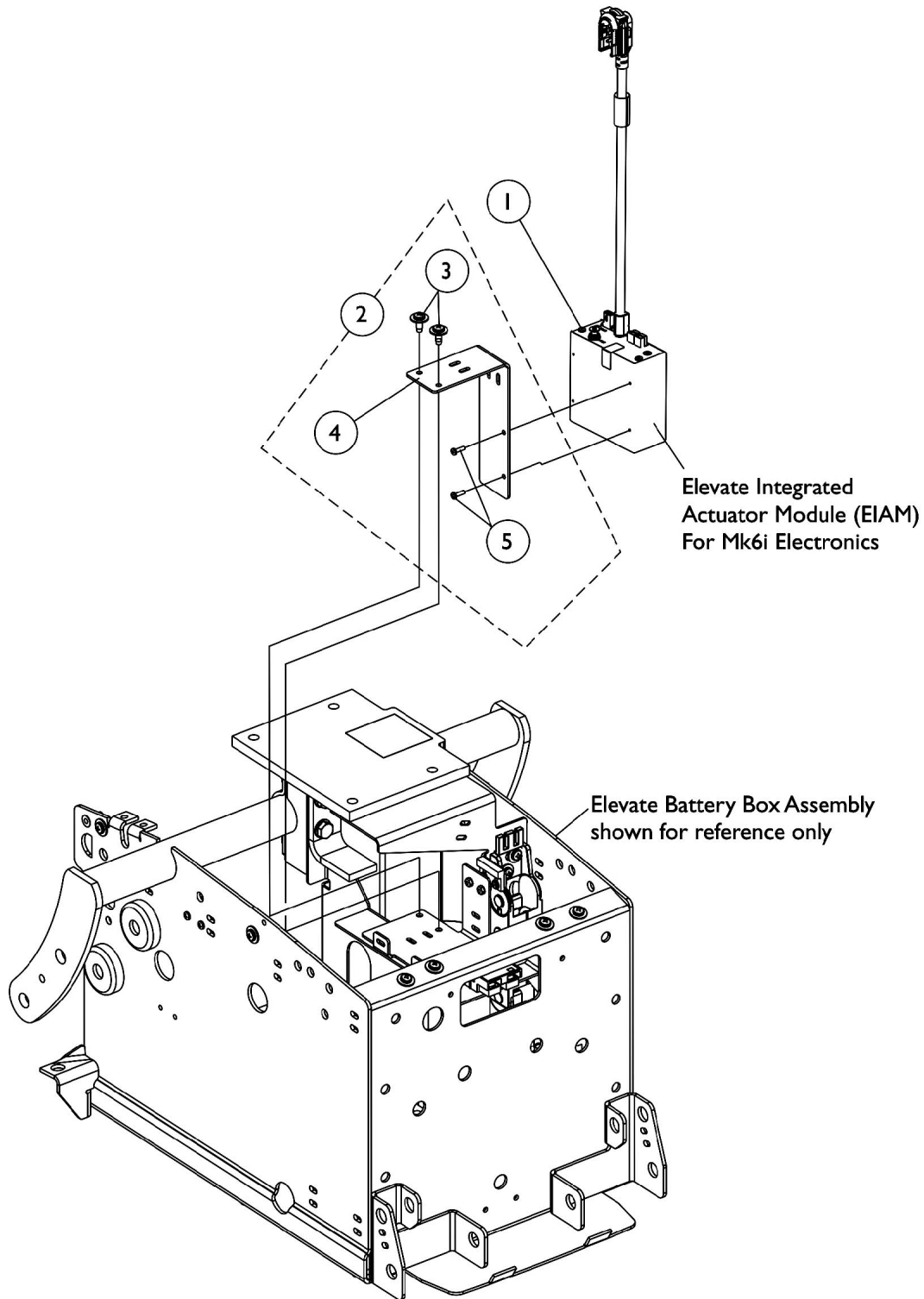
### 3G Storm w/ GB TT Motors & Formula CG Elevate

Item Number	Note	Part Number	Description	Quantity Per	
				Package	Assembly
1	A	1140036	Module, Elevate Integrated Actuator (EIAM) - MK6i	1	1
2		1125685	Kit, MK5 SAC-E/ MK6i EIAM Mounting Hardware	1	1
3			Screw, Phillips Pan Head Tap (#10-32 x 1/2")	1	2
4			Bracket, Mounting, Black	1	1
5			Stud Plate, Quad Link	1	2
6		1119418	Cable, Auxiliary Power	1	1
NOTE: A - Includes items 3-5					



# Elevate Integrated Actuator Module (EIAM)

## For TDX with Formula Elevate

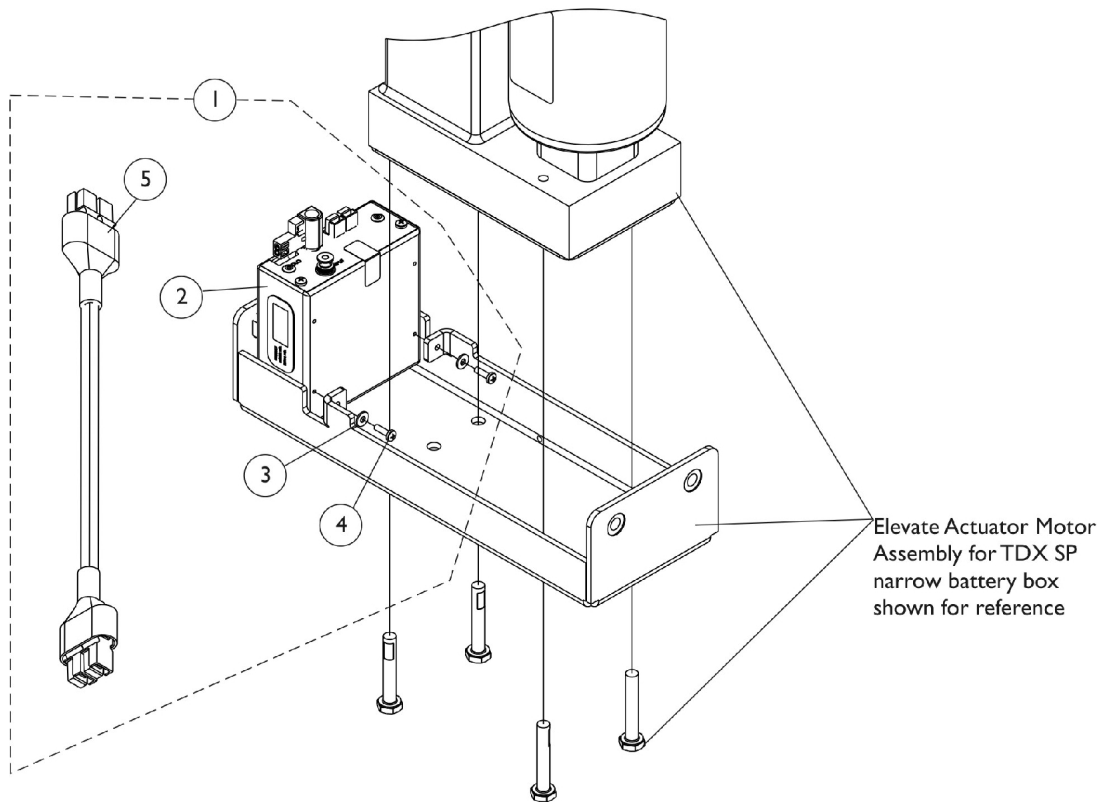


## Elevate Integrated Actuator Module (EIAM) For TDX with Formula Elevate

Item Number	Note	Part Number	Description	Quantity Per	
				Package	Assembly
1	A	1140036	Module, Elevate Integrated Actuator (EIAM) - MK6i	1	1
2		1125685	Kit, MK5 SAC-E/ MK6i EIAM Mounting Hardware	1	1
3			Screw, Phillips Pan Head Tap (#10-32 x 1/2")	1	2
4			Bracket, Mounting, Black	1	1
5			Stud Plate, Quad Link	1	2
6		1119418	Cable, Auxiliary Power	1	1
NOTE: A - Includes items 3-5					

# Elevate Integrated Actuator Module (EIAM)

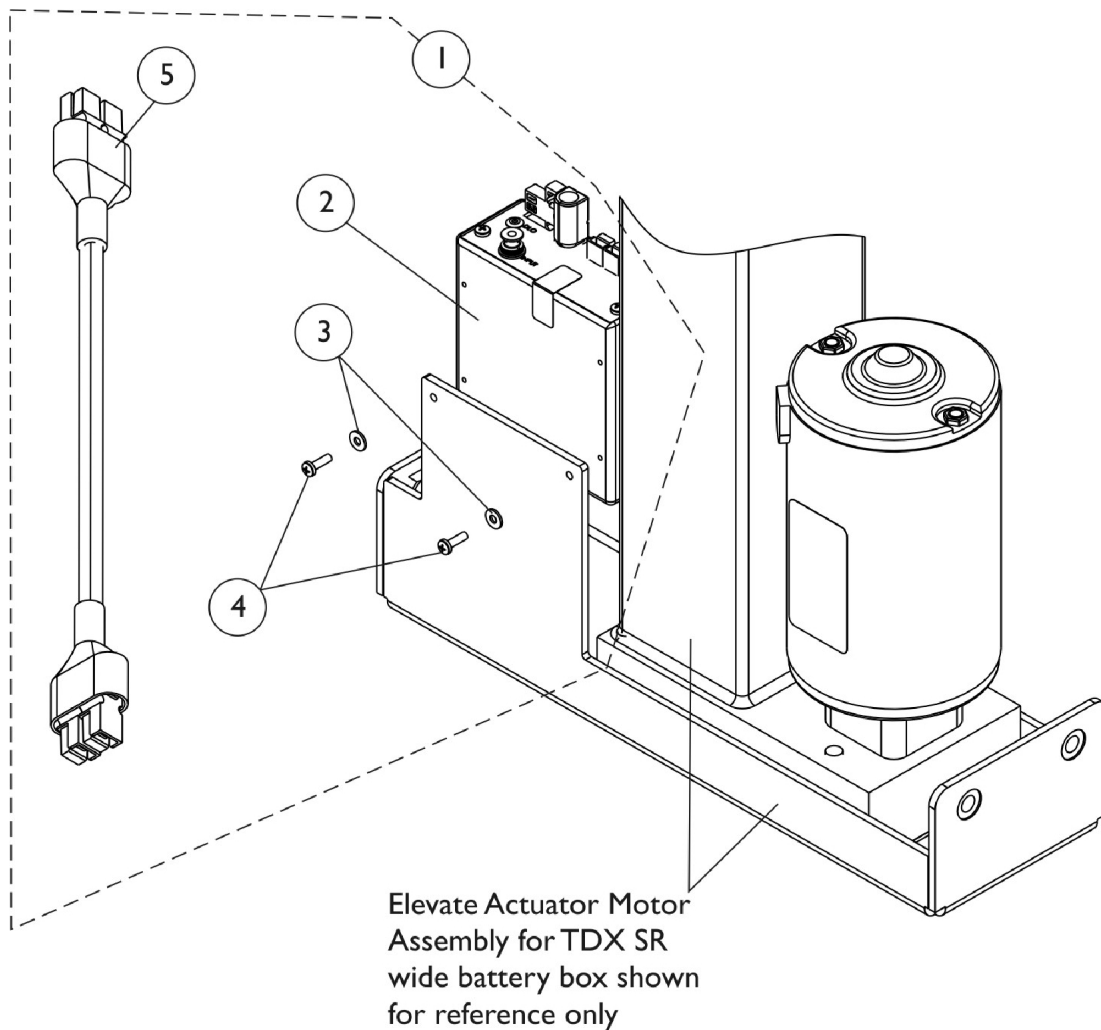
## TDX SP (Narrow Battery Box) w/ Formula CGE & MPCTMT Power Elevating Legrest



Item Number	Note	Part Number	Description	Quantity Per	
				Package	Assembly
1	A	1149786	Kit, MK6i EIAM with Mounting Hardware	1	1
2			Module, Elevate Integrated Actuator (EIAM) - MK6i	1	1
3			Washer, Plain (1/8 x 5/16 x 1/32)	1	2
4			Screw, Phillips Pan Head (#4-40 x 3/8")	1	2
5			Cable, Actuator Jumper Adapter (MK6i)	1	1
3		1011011	Washer, Plain (1/8 x 5/16 x 1/32)	1	2
4		1027704	Screw, Phillips Pan Head (#4-40 x 3/8")	1	2
5		1145414	Cable, Actuator Jumper Adapter (MK6i)	1	1

NOTE: A - Includes items 2-5

# Elevate Integrated Actuator Module (EIAM) For TDX SR with Formula CGE

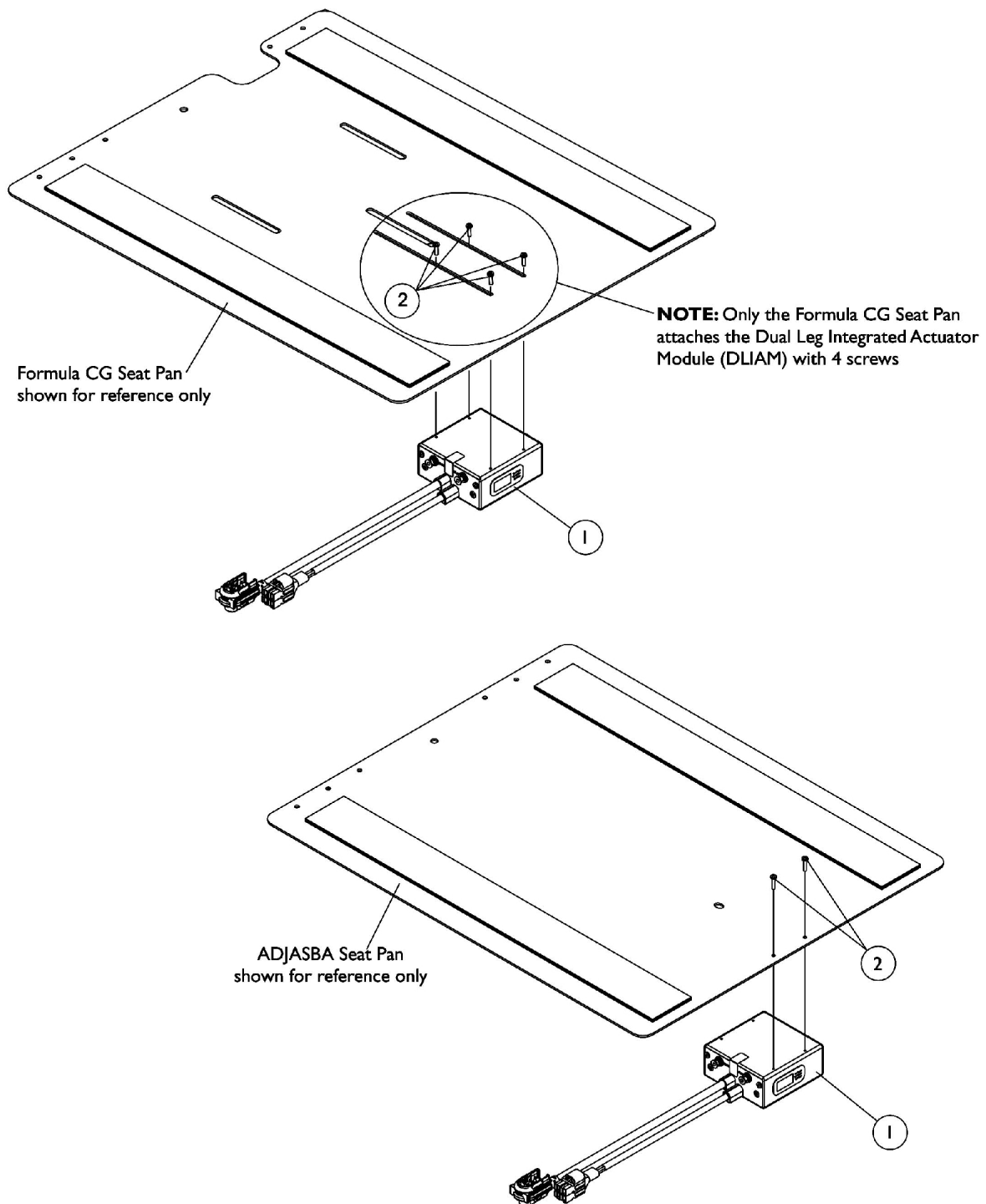


Item Number	Note	Part Number	Description	Quantity Per	
				Package	Assembly
1	A	1149786	Kit, MK6i EIAM with Mounting Hardware	1	1
2			Module, Elevate Integrated Actuator (EIAM) - MK6i	1	1
3			Washer, Plain (1/8 x 5/16 x 1/32)	1	2
4			Screw, Phillips Pan Head (#4-40 x 3/8")	1	2
5			Cable, Actuator Jumper Adapter (MK6i)	1	1
3		1011011	Washer, Plain (1/8 x 5/16 x 1/32)	1	2
4		1027704	Screw, Phillips Pan Head (#4-40 x 3/8")	1	2
5		1145414	Cable, Actuator Jumper Adapter (MK6i)	1	1

NOTE: A - Includes items 2-5

# Dual Legs Integrated Actuator Module (DLIAM) MK6i

## For ELRPW Front Riggings

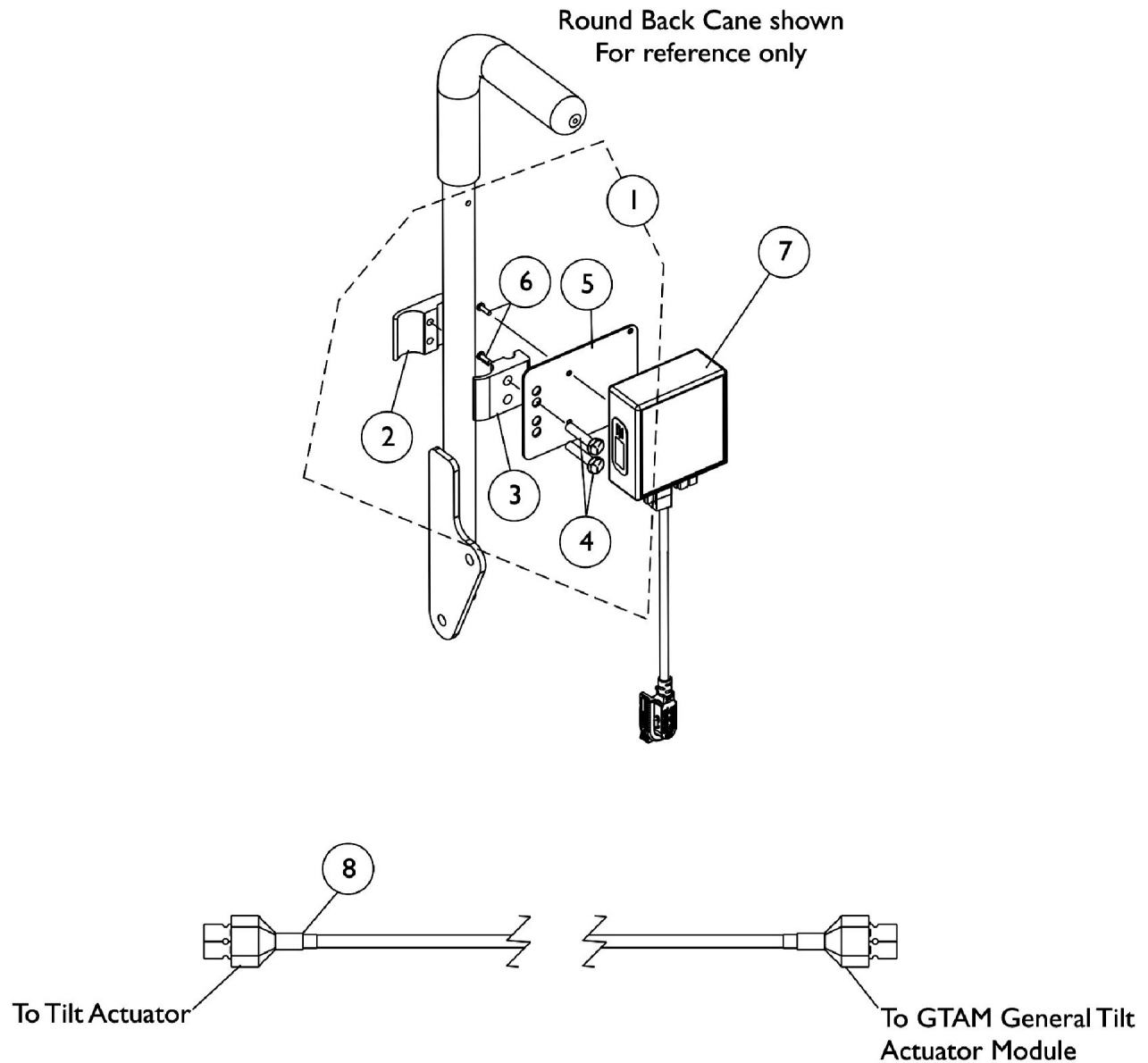


## Dual Legs Integrated Actuator Module (DLIAM) MK6i For ELRPW Front Riggings

Item Number	Note	Part Number	Description	Quantity Per	
				Package	Assembly
1	A,B	1140032	Module, Dual Legs Integrated Actuator (DLIAM) - MK6i	1	1
2		1021742	Screw, Phillips Pan Head (#4-40 x 1/2")	1	2
NOTE: A - The Dual Legs Integrated Actuator Module is attached to a 12"-16" wide ADJASBA (NON-Formula CG Seating System) seat pan in the same way when ELRPW Front Riggings are ordered with MK6i electronics B - On 2/28/07 the Dual Leg Actuator Module (DLIAM) harness cable lengthened from approximately 3" to 20" long to eliminate the need for the ELRPW Power Legrest Harness Assemblies that attached between the DLIAM box and the ELRPW Power Legrest actuators.					

# General Tilt Actuator Module (GTAM)

## For TDX with Formula Invisible Super Low Tilt



## General Tilt Actuator Module (GTAM)

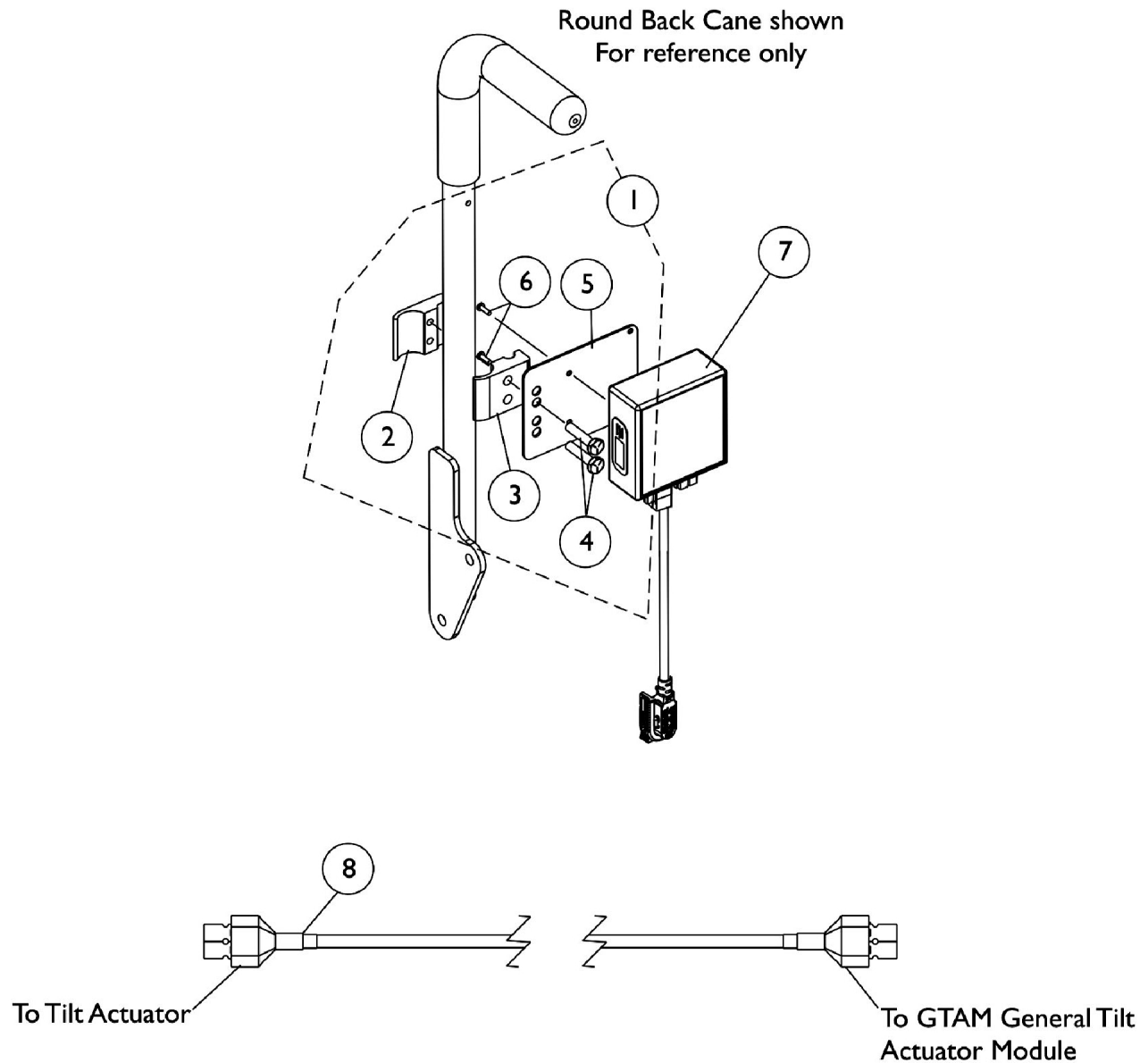
### For TDX with Formula Invisible Super Low Tilt

Item Number	Note	Part Number	Description	Quantity Per	
				Package	Assembly
1	A	1142226	Kit, SNP/DI, 4WSB, S4WSB, GTAM, AUX12M6, AUX34M6 Mounting Hardware For Round Back Canes	1	1
2			Half Clamp, Threaded Holes	1	1
3			Half Clamp, Non-Threaded Holes	1	1
4			Screw, Hex Head (1/4-20 x 1-1/8")	1	2
5			Plate, Mounting	1	1
6			Screw, Phillips Pan Head (#4-40 x 3/8")	1	2
			Tie Wrap (5-5/8" L)	1	5
7	B	1140037	Module, General Tilt Actuator (GTAM) - MK6i	1	1
8		1142224	Harness, Actuator Extension	1	1
NOTE: A - Includes items 2-6 and (Cable Ties not shown) B - The General Tilt Actuator Module (GTAM) is used when a MK6i GB TT Controller is selected for a Formula Invisible Super Low Tilt System. Item 8 Actuator Extension Harness is required also.					



# General Tilt Actuator Module (GTAM)

## 3G Storm w/ GB TT Motors & Formula (CGT) (After 12/9/07)



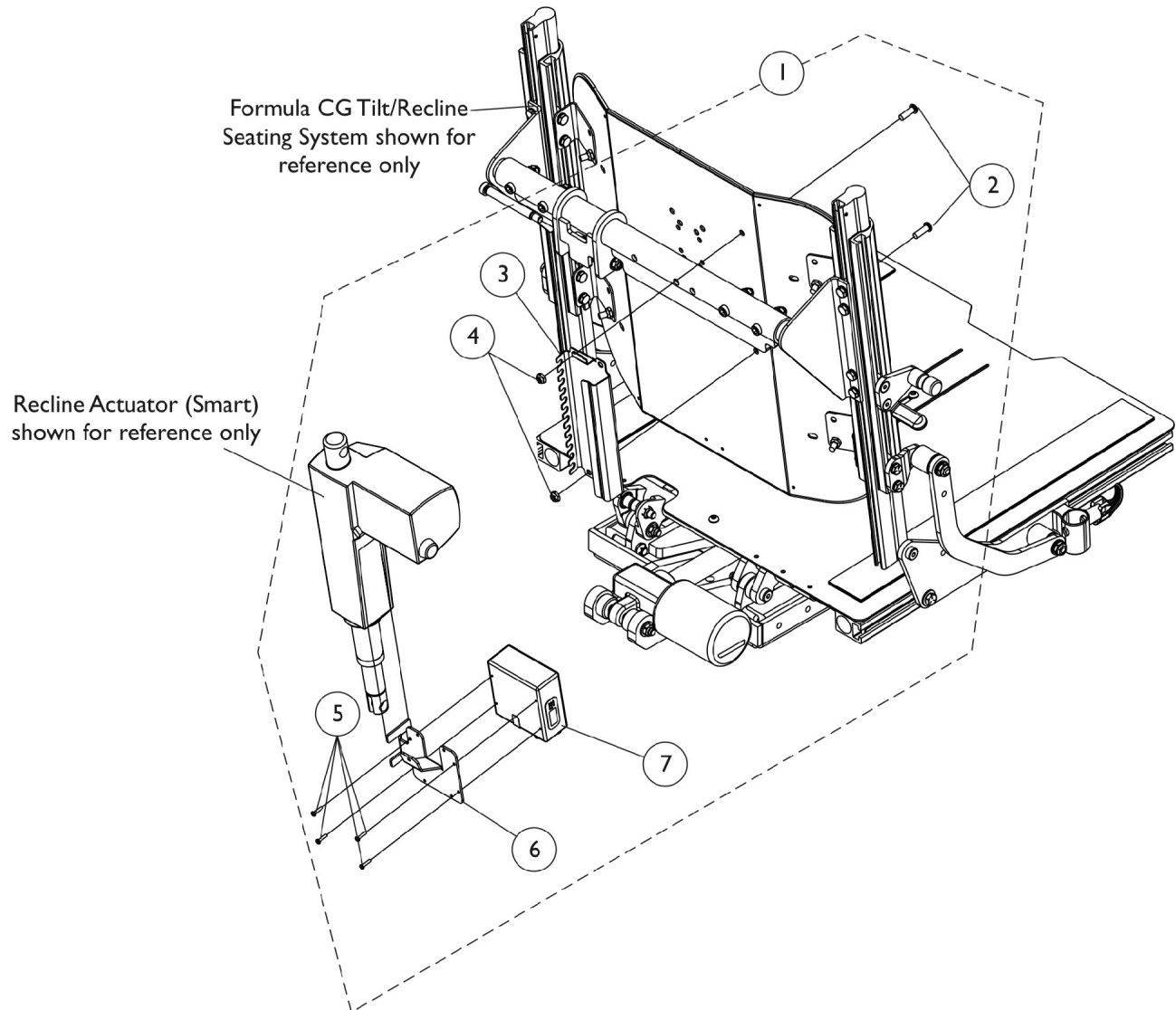
## General Tilt Actuator Module (GTAM)

### 3G Storm w/ GB TT Motors & Formula (CGT) (After 12/9/07)

Item Number	Note	Part Number	Description	Quantity Per	
				Package	Assembly
1	A	1142226	Kit, SNP/DI, 4WSB, S4WSB, GTAM, AUX12M6, AUX34M6 Mounting Hardware For Round Back Canes	1	1
2			Half Clamp, Threaded Holes	1	1
3			Half Clamp, Non-Threaded Holes	1	1
4			Screw, Hex Head (1/4-20 x 1-1/8")	1	2
5			Plate, Mounting	1	1
6			Screw, Phillips Pan Head (#4-40 x 3/8")	1	2
			Tie Wrap (5-5/8" L)	1	5
7	B	1140037	Module, General Tilt Actuator (GTAM) - MK6i	1	1
8		1101400	Harness, ELRPW Power Legrest - Right	1	1
	C	1095503	Package, Cable Tie (5-5/8" L)	10	1
NOTE: A - Includes items 2-6 and (Cable Ties not shown). B - The General Tilt Actuator Module (GTAM) is used when a MK6i GB TT Controller is selected for a Formula (CGT) System with a Conventional Tilt Actuator Motor. Item #8 ELRPW Power Legrest Harness - Right is used to connect the GTAM to the Tilt Actuator Motor C - Not Shown					

# Recline Intergrated Actuator Module (RIAM) and Mounting Hardware

TDX SP/SR/3G Storm w/ Formula (CGR/CGTR) & Smart Actuator Motors



## MK6i Recline Integrated Actuator Module (RIAM) and Mounting Hardware

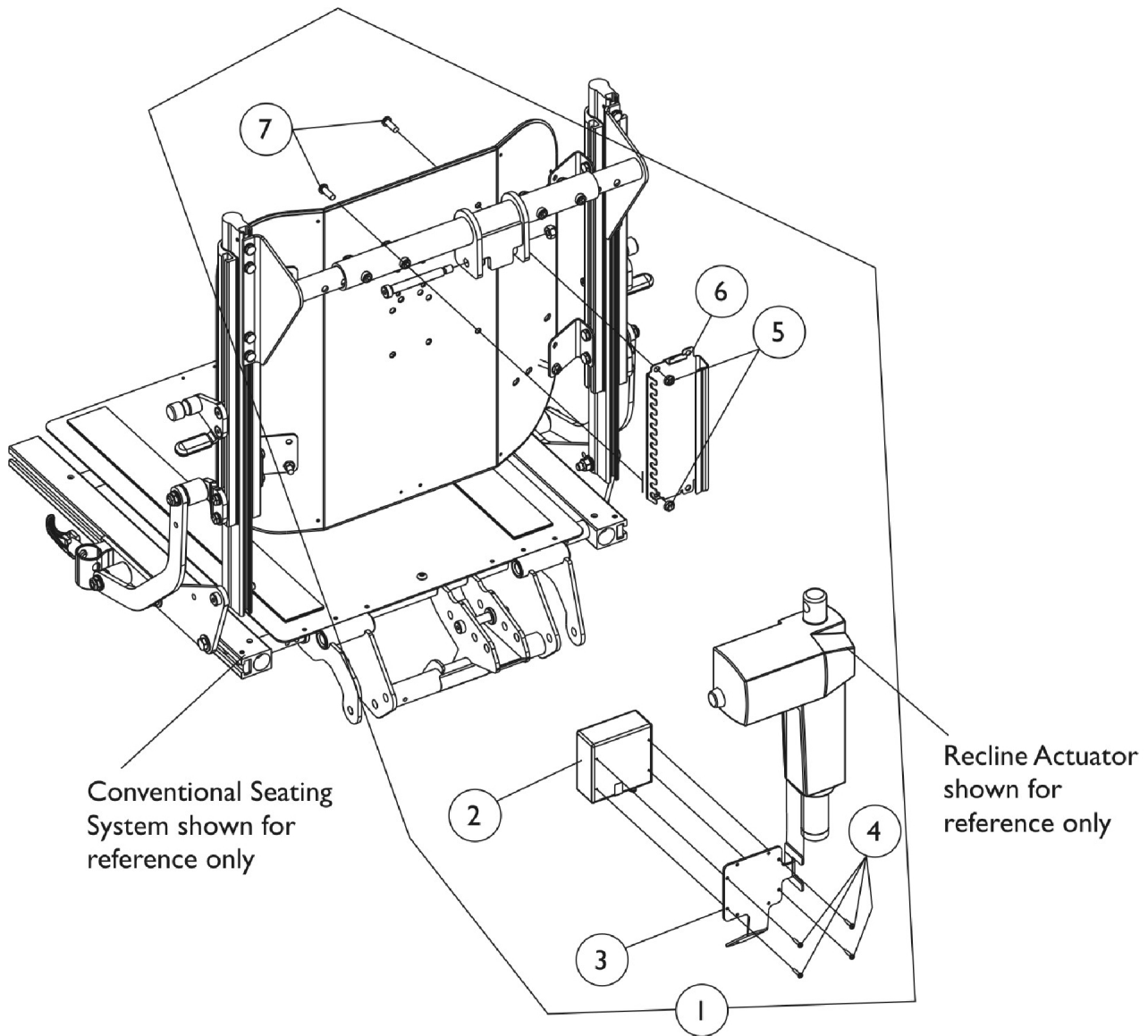
**NOTE:** Mounting Hardware used for Conventional and Contoura Seating

# Recline Intergrated Actuator Module (RIAM) and Mounting Hardware

## TDX SP/SR/3G Storm w/ Formula (CGR/CGTR) & Smart Actuator Motors

Item Number	Note	Part Number	Description	Quantity Per	
				Package	Assembly
1	A	1152536	Kit, MK6i Recline Integrated Actuator Module (RIAM) and Mtg. Hdwr.	1	1
2			Screw, Socket Button (1/4-20 x 3/4")	1	2
3			Bracket, MK6i Connector, Black	1	1
4			Locknut (1/4-20)	1	2
5			Screw, Phillips Pan Head (#4-40 x 1/2")	1	4
6			Bracket, MK6i Actuator Module, Black	1	1
7			Module, Recline Integrated Actuator (RIAM) - MK6i	1	1
3		1160374	Bracket, MK6i Connector, Black	1	1
7		1140034	Module, Recline Integrated Actuator (RIAM) - MK6i	1	1
NOTE: A - Includes items 2-7					

# Recline Integrated Actuator Module (RIAM) For Formula Recline and Tilt/Recline



## MK6i Recline Integrated Actuator Module (RIAM) and Mounting Hardware.

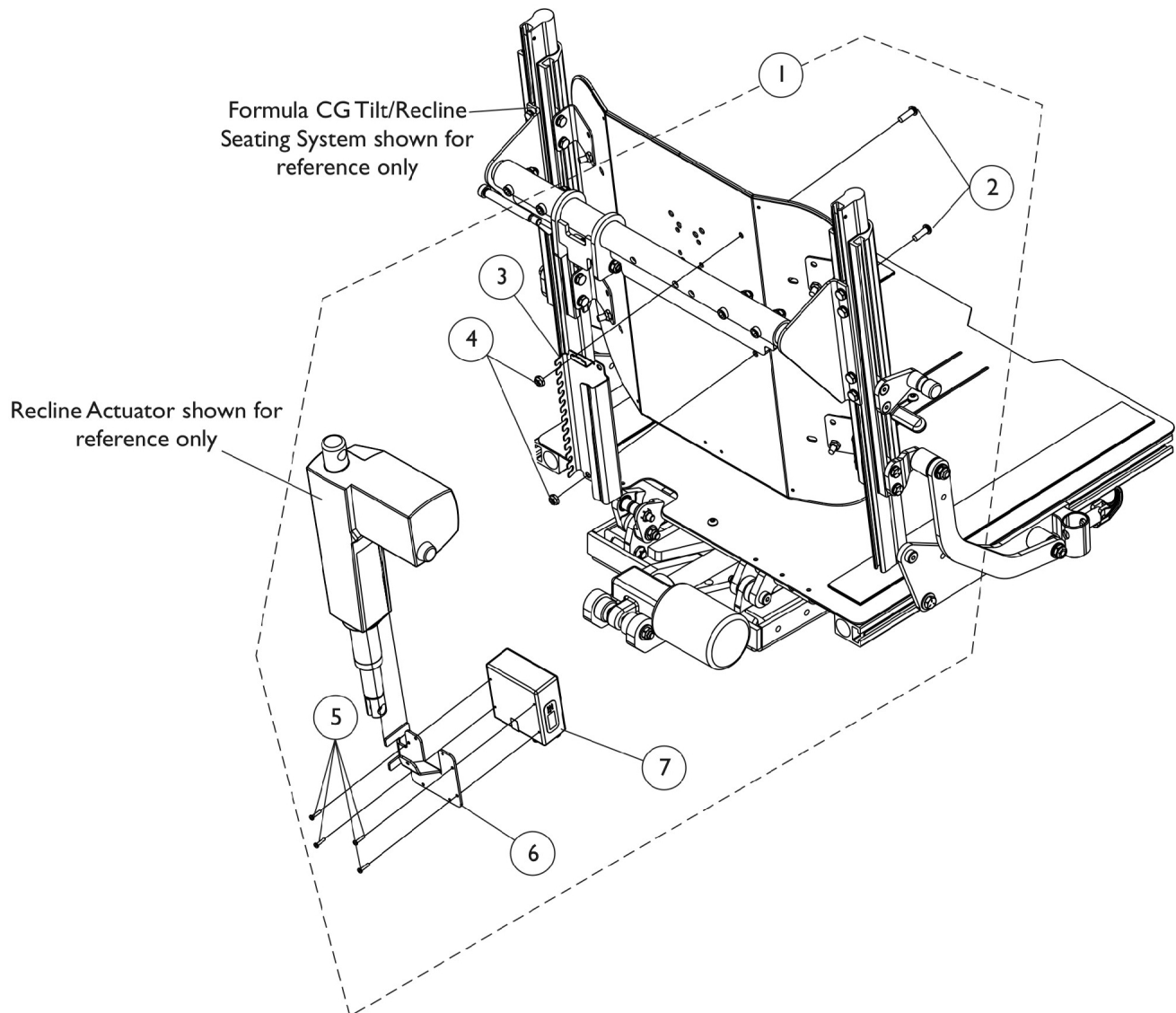
**NOTE:** Mounting Hardware used for Conventional and Contoura Seating

## Recline Integrated Actuator Module (RIAM) For Formula Recline and Tilt/Recline

Item Number	Note	Part Number	Description	Quantity Per	
				Package	Assembly
1	A	1145415	Kit, MK6i Recline Integrated Actuator Module (RIAM) w/ Mtg. Hardware	1	1
2			Module, Recline Integrated Actuator (RIAM) - MK6i	1	1
3			Bracket, MK6i Recline Integrated Actuator Module, Black (RIAM)	1	1
4			Screw, Phillips Pan Head (#4-40 x 1/2")	1	4
5			Locknut (1/4-20)	1	2
6			Bracket, MK6i Connector, Black	1	1
7			Screw, Socket Button (1/4-20 x 3/4")	1	2
2		1140034	Module, Recline Integrated Actuator (RIAM) - MK6i	1	1
3		1145403	Bracket, MK6i Recline Integrated Actuator Module, Black (RIAM)	1	1
4		1021742	Screw, Phillips Pan Head (#4-40 x 1/2")	1	1
5		1025195	Locknut (1/4-20)	1	2
6		1160374	Bracket, MK6i Connector, Black	1	1
7		1009838	Screw, Socket Button (1/4-20 x 3/4")	1	2
NOTE: A - Includes items 2-7. Kit is used for Conventional and Contoura Seating					

# Tilt/Recline Actuator Module (TRAM) and Mounting Hardware

TDX SP/ (3G Storm After 12/9/07) w/ Formula (CGR/CGTR) & Conv. Actuators



## MK6i Tilt/Recline Actuator Module (TRAM) and Mounting Hardware

**NOTE:** Mounting Hardware used for Conventional and Contoura Seating

# Tilt/Recline Actuator Module (TRAM) and Mounting Hardware

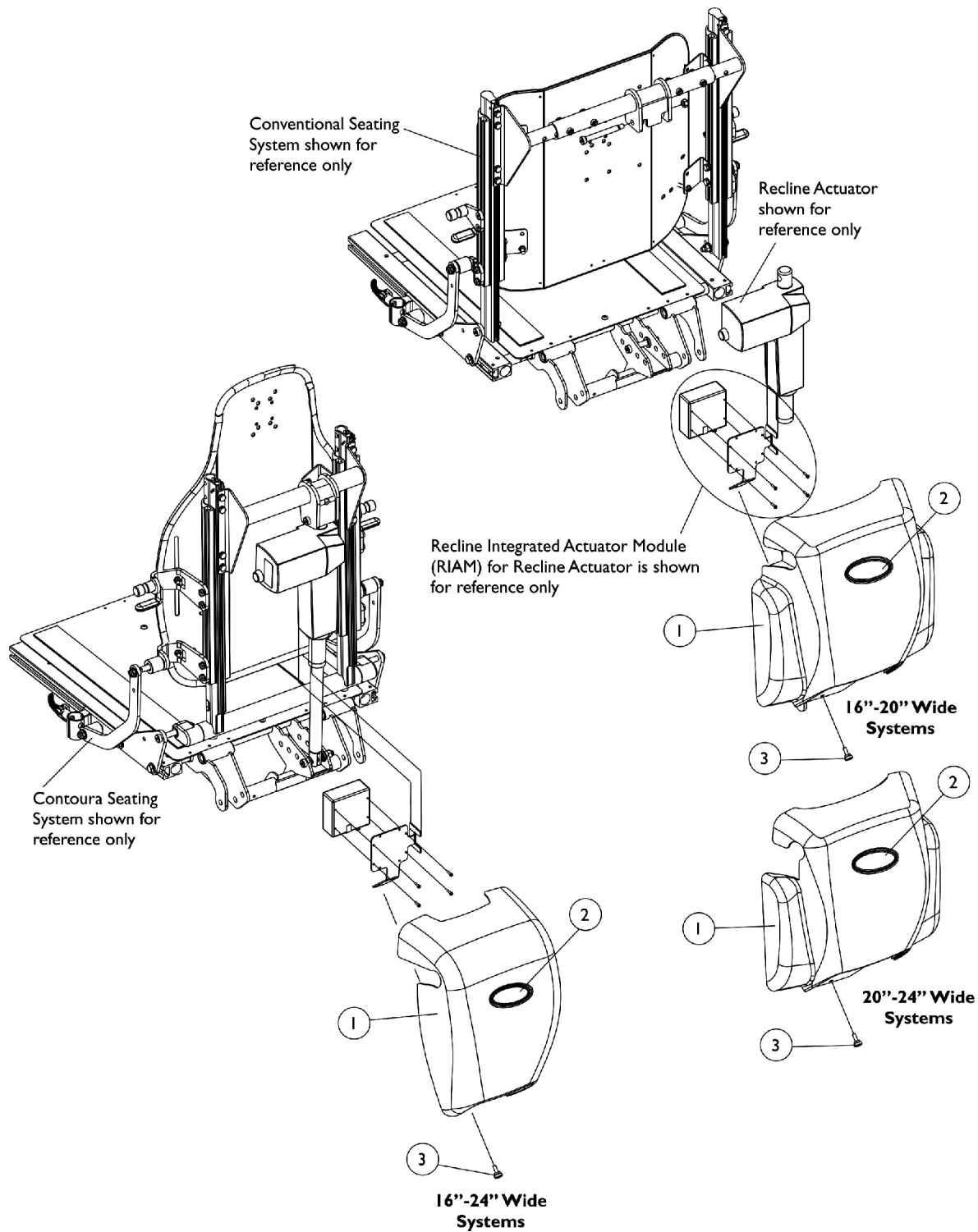
## TDX SP/ (3G Storm After 12/9/07) w/ Formula (CGR/CGTR) & Conv. Actuators

Item Number	Note	Part Number	Description	Quantity Per	
				Package	Assembly
1	A	1147143	Kit, MK6i Tilt/Recline Actuator Module (TRAM) and Mtg. Hdwr. For TDX SP	1	1
2			Screw, Socket Button (1/4-20 x 3/4")	1	2
3			Bracket, MK6i Connector, Black	1	1
4			Locknut (1/4-20)	1	2
5			Screw, Phillips Pan Head (#4-40 x 1/2")	1	4
6			Bracket, MK6i Actuator Module, Black	1	1
7			Module, Tilt Recline Actuator (TRAM) - MK6i	1	1
3	B	1160374	Bracket, MK6i Connector, Black	1	1
7		1140098	Module, Tilt Recline Actuator (TRAM) - MK6i	1	1
		1101400	Harness, ELRPW Power Legrest - Right	1	1
NOTE: A - Includes items 2-7 B - Not Shown. ELRPW Power Legrest Harness part #1101400 is used to connect between the TRAM Module and the Tilt Actuator as well					



# Shroud Covers, Recline Actuator

## Formula Recline & Tilt/Recline Conventional or Contoura Seating



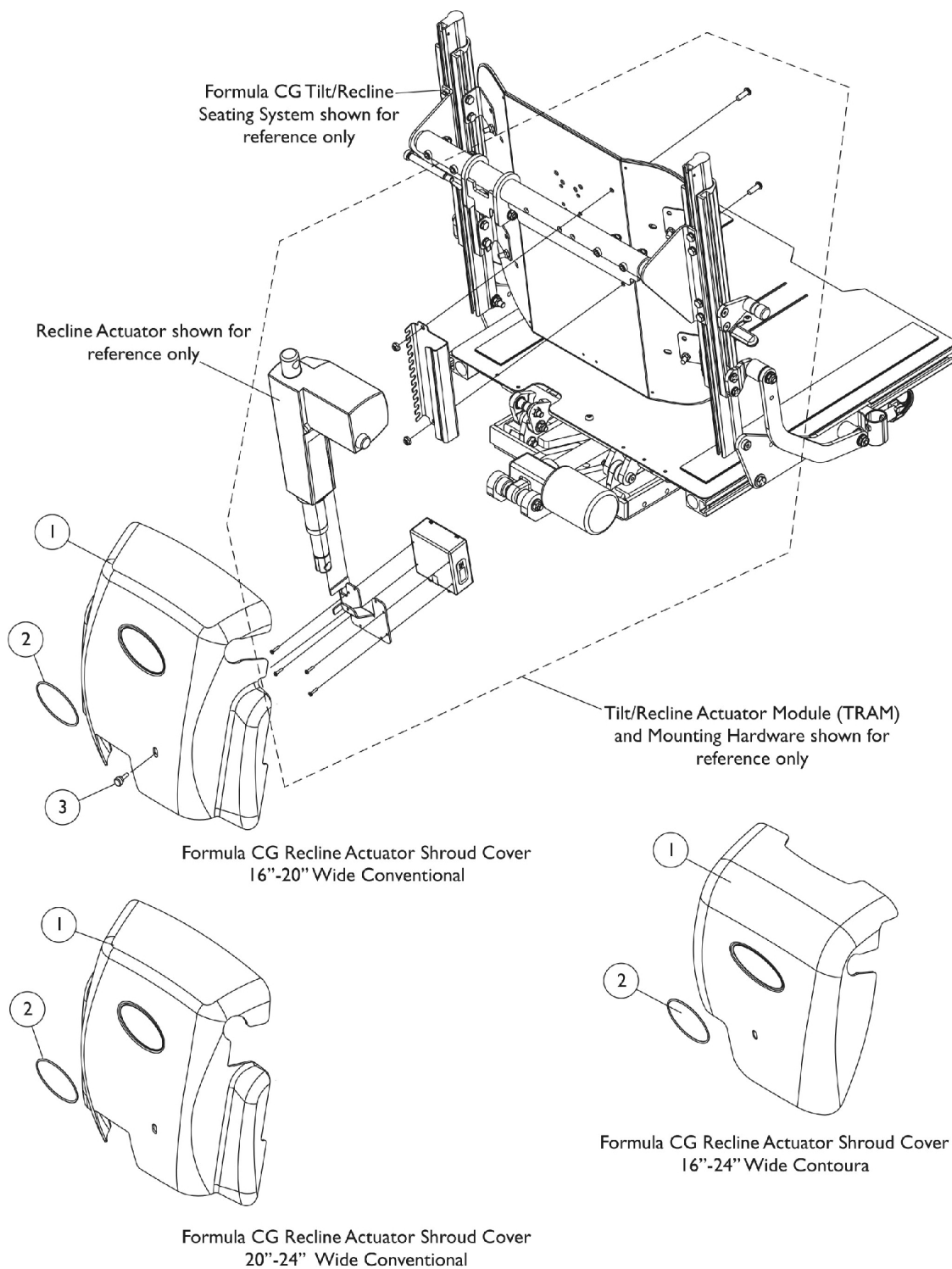
## Shroud Covers, Recline Actuator

### Formula Recline & Tilt/Recline Conventional or Contoura Seating

Item Number	Note	Part Number	Description	Quantity Per	
				Package	Assembly
1		1146501	Cover with Decal, Contoura (16 - 24" W)	1	1
1		1146502	Cover with Decal, Conventional (16 - 20" W)	1	1
1		1146503	Cover with Decal, Conventional (20 - 24" W)	1	1
2		1090147	Decal, Invacare Medallion - Large	1	1
3		1117240	Screw, Thumb (#10-32 x 1/2")	1	1

# Shroud Covers, Recline Actuator

## Formula (CGR/CGTR) w/ Conventional or Contoura For TDX SP/SR/ (3G Storm After 12/9/07)



# Shroud Covers, Recline Actuator

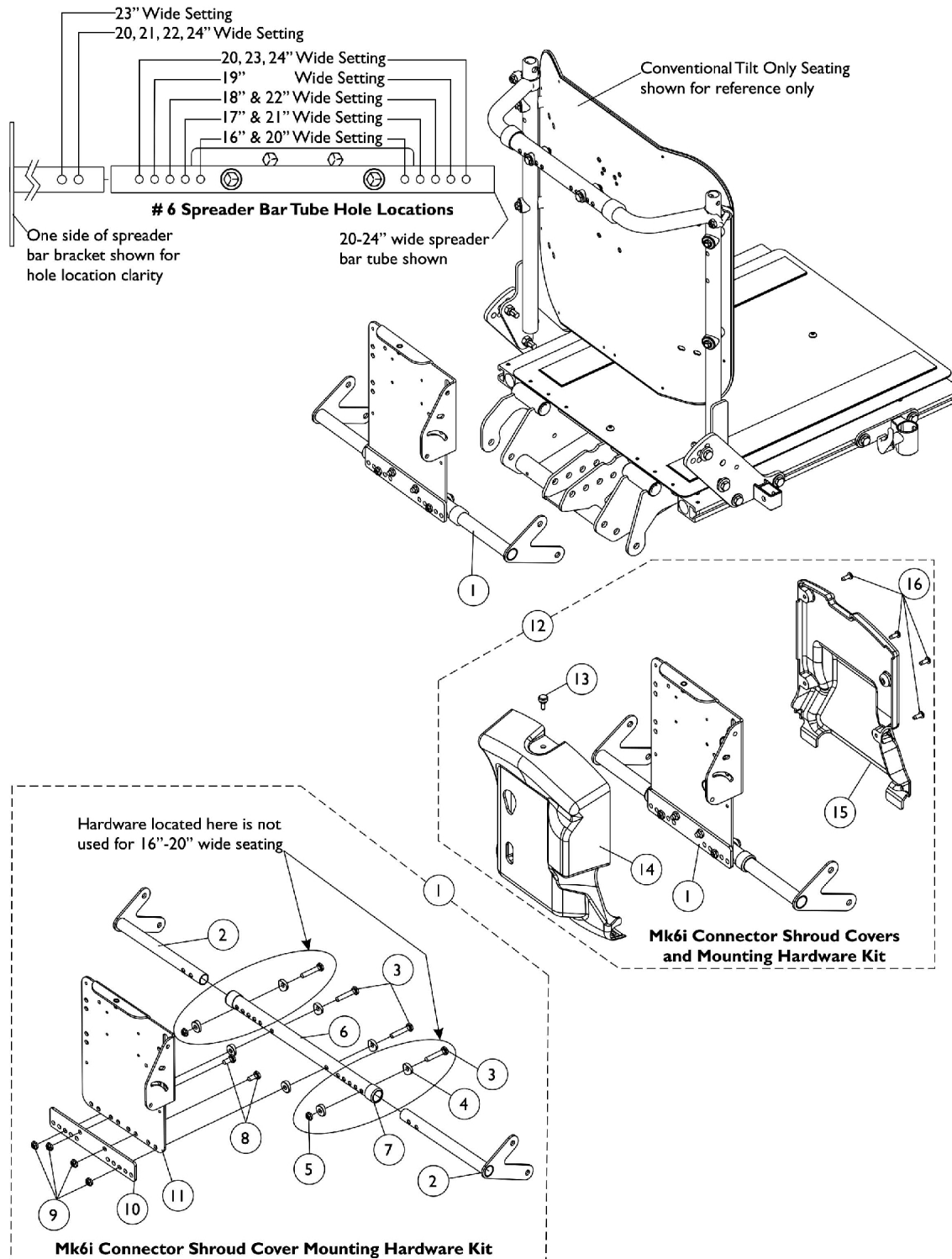
## Formula (CGR/CGTR) w/ Conventional or Contoura For TDX SP/SR/ (3G Storm After 12/9/07)

Item Number	Note	Part Number	Description	Quantity Per	
				Package	Assembly
1		1148698	Cover with Decal, Conventional (16 - 20" W)	1	1
1		1147139	Cover with Decal, Conventional (20 - 24" W)	1	1
1		1147959	Cover with Decal, Contoura (16 - 24" W)	1	1
2		1090147	Decal, Invacare Medallion - Large	1	1
3		1117240	Screw, Thumb (#10-32 x 1/2")	1	1

# Shroud Covers Before 3/1/07, MK6i Connector

## Formula Conventional Tilt, Tilt w/ BPO Option or Tilt-elevate

**NOTE: MK6i connectors are bundled and cable-tied to the MK6i Connector Shroud Mounting Tray Assembly item #11**



# Shroud Covers Before 3/1/07, MK6i Connector

## Formula Conventional Tilt, Tilt w/ BPO Option or Tilt-elevate

**NOTE: MK6i connectors are bundled and cable-tied to the MK6i Connector Shroud Mounting Tray Assembly item #11**

Item Number	Note	Part Number	Description	Quantity Per	
				Package	Assembly
1	A	1140266	Kit, TRECM/TAC/MK6i Connector Shroud Mtg. Hdwr. 16-20" Wide For Conventional Tilt Only	1	1
2			Bracket, Spreader Bar, Black - Right	1	1
2			Bracket, Spreader Bar, Black - Left	1	1
3			Screw, Hex Head (1/4-20 x 1-1/2")	1	2
4			Spacer, Coved (1/4 x 11/16 x 1/2")	1	4
6			Tube, Spreader Bar, Black (16 - 20" W)	1	1
7			Collar, Anti-Rattle (7/8")	1	2
8			Screw, Hex Head (1/4-20 x 5/8")	1	2
9			Locknut (1/4-20)	1	4
10			Plate, Mounting	1	1
11			TRECM/SAC/TAC/MK6i Connector Shroud Mounting Tray Assembly	1	1
1	B	1140267	Kit, TRECM/TAC/MK6i Connector Shroud Mtg. Hdwr. 20-24" Wide For Conventional Tilt Only	1	1
2			Bracket, Spreader Bar, Black - Right	1	1
2			Bracket, Spreader Bar, Black - Left	1	1
3			Screw, Hex Head (1/4-20 x 1-1/2")	1	4
4			Spacer, Coved (1/4 x 11/16 x 1/2")	1	8
5			Locknut (1/4-20)	1	2
6			Tube, Spreader Bar, Black (20 - 24" W)	1	1
7			Collar, Anti-Rattle (7/8")	1	2
8			Screw, Hex Head (1/4-20 x 5/8")	1	2
9			Locknut (1/4-20)	1	4
10			Plate, Mounting	1	1
11			TRECM/SAC/TAC/MK6i Connector Shroud Mounting Tray Assembly	1	1
12	C	1140268	Kit, TRECM/TAC/MK6i Connector Shrouds and Mtg. Hdwr. 16-20" Wide For Conventional Tilt Only	1	1
			Screw, Phillips Pan Head w/ Patch (#10-32 x 3/8")	1	2
2			Bracket, Spreader Bar, Black - Right	1	1
2			Bracket, Spreader Bar, Black - Left	1	1
3			Screw, Hex Head (1/4-20 x 1-1/2")	1	2
4			Spacer, Coved (1/4 x 11/16 x 1/2")	1	4
6			Tube, Spreader Bar, Black (16 - 20" W)	1	1
7			Collar, Anti-Rattle (7/8")	1	2
8			Screw, Hex Head (1/4-20 x 5/8")	1	2
9			Locknut (1/4-20)	1	4
10			Plate, Mounting	1	1
11			TRECM/SAC/TAC/MK6i Connector Shroud Mounting Tray Assembly	1	1
13			Screw, Thumb (#10-32 x 1/2")	1	1

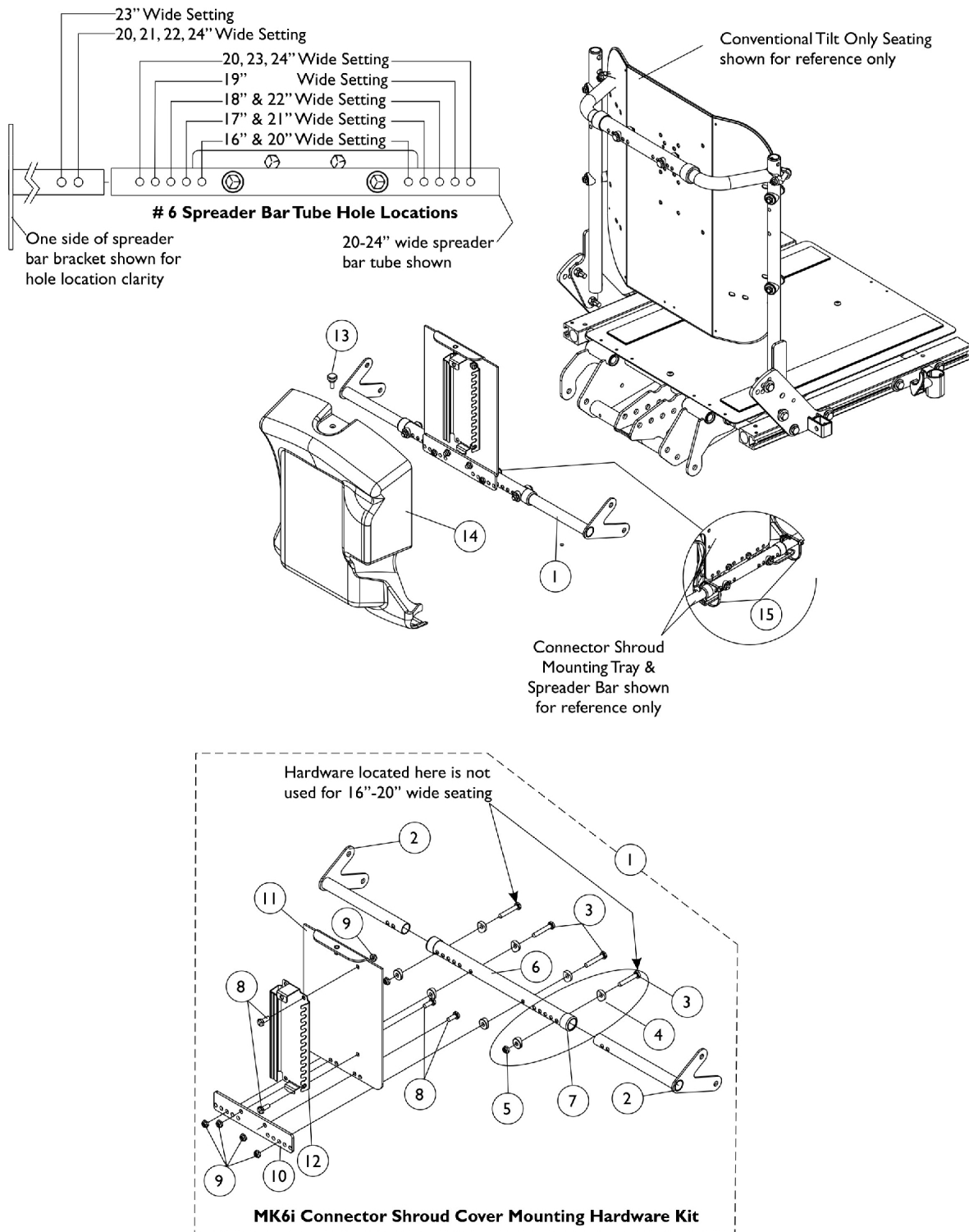
# Shroud Covers Before 3/1/07, MK6i Connector

## Formula Conventional Tilt, Tilt w/ BPO Option or Tilt-elevate

**NOTE: MK6i connectors are bundled and cable-tied to the MK6i Connector Shroud Mounting Tray Assembly item #11**

Item Number	Note	Part Number	Description	Quantity Per	
				Package	Assembly
14	D	1140269	Shroud, Cover	1	1
15			Shroud, Back	1	1
16			Screw, Phillips Pan Head Tap (#10-32 x 1/2")	1	4
12			Kit, TRECM/TAC/MK6i Connector Shrouds and Mtg. Hdwr. 20-24" Wide For Conventional Tilt Only	1	1
			Screw, Phillips Pan Head w/ Patch (#10-32 x 3/8")	1	2
2			Bracket, Spreader Bar, Black - Right	1	1
2			Bracket, Spreader Bar, Black - Left	1	1
3			Screw, Hex Head (1/4-20 x 1-1/2")	1	4
4			Spacer, Coved (1/4 x 11/16 x 1/2")	1	8
5			Locknut (1/4-20)	1	2
6			Tube, Spreader Bar, Black (20 - 24" W)	1	1
7			Collar, Anti-Rattle (7/8")	1	2
8			Screw, Hex Head (1/4-20 x 5/8")	1	2
9			Locknut (1/4-20)	1	4
10			Plate, Mounting	1	1
11			TRECM/SAC/TAC/MK6i Connector Shroud Mounting Tray Assembly	1	1
13	E	1095502	Screw, Thumb (#10-32 x 1/2")	1	1
14			Shroud, Cover	1	1
15			Shroud, Back	1	1
16			Screw, Phillips Pan Head Tap (#10-32 x 1/2")	1	4
			Package, Cable Tie (11-1/2" L)	10	1
NOTE: A - Includes items 2-4 and 6-11 B - Includes items 2-12 C - Includes (part #1079316 Screw - Not Shown and not used for MK6i application) and items 2-4, 6-11 and 13-16 D - Includes (part #1079316 Screw - Not Shown and not used for MK6i application) and items 2-11 and 13-16 E - Not Shown					

# Shroud Cover After 2/28/07, MK6i Connector Formula Conventional Tilt, Tilt w/ BPO Option or Tilt-Elevate





## Shroud Cover After 2/28/07, MK6i Connector

### Formula Conventional Tilt, Tilt w/ BPO Option or Tilt-Elevate

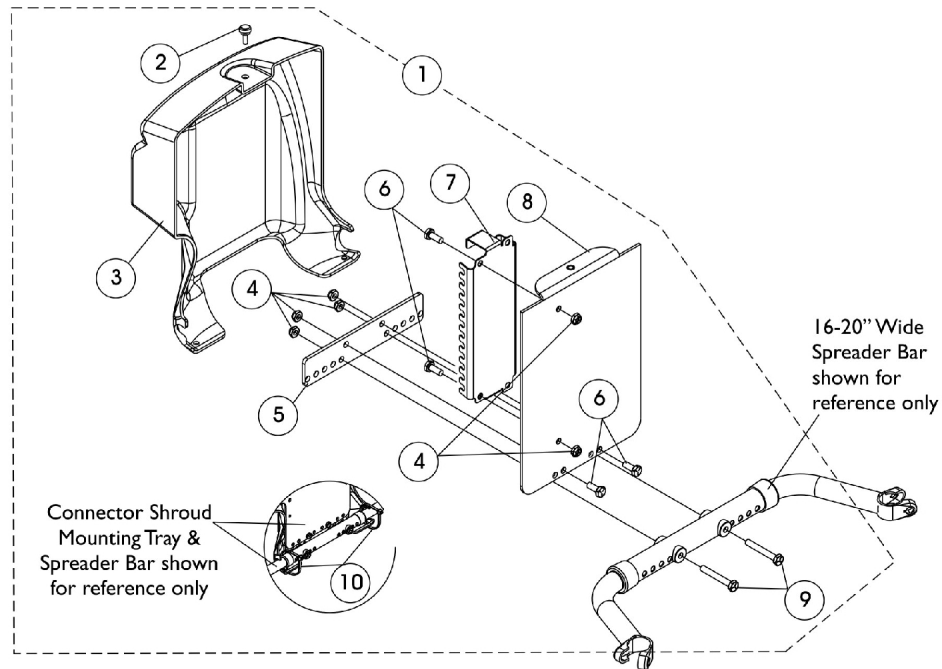
Item Number	Note	Part Number	Description	Quantity Per	
				Package	Assembly
1	C,A	1148231	Kit, MK6i Connector Shroud Mtg. Hdw. 16-20" Wide For Conventional Tilt Only	1	1
2			Bracket, Spreader Bar, Black - Right	1	1
2			Bracket, Spreader Bar, Black - Left	1	1
3			Screw, Hex Head (1/4-20 x 1-1/2")	1	2
4			Spacer, Coved (1/4 x 11/16 x 1/2")	1	4
6			Tube, Spreader Bar, Black (16 - 20" W)	1	1
7			Collar, Anti-Rattle (7/8")	1	2
8			Screw, Hex Head (1/4-20 x 5/8")	1	4
9			Locknut (1/4-20)	1	6
10			Plate, Mounting	1	1
11			Tray, MK6i Connector Shroud Mounting	1	1
12			Bracket, MK6i Connector, Black	1	1
1	C,B	1148232	Kit, MK6i Connector Shroud Mtg. Hdw. 20-24" Wide For Conventional Tilt Only	1	1
2			Bracket, Spreader Bar, Black - Right	1	1
2			Bracket, Spreader Bar, Black - Left	1	1
3			Screw, Hex Head (1/4-20 x 1-1/2")	1	4
4			Spacer, Coved (1/4 x 11/16 x 1/2")	1	8
5			Locknut (1/4-20)	1	2
6			Tube, Spreader Bar, Black (20 - 24" W)	1	1
7			Collar, Anti-Rattle (7/8")	1	2
8			Screw, Hex Head (1/4-20 x 5/8")	1	4
9			Locknut (1/4-20)	1	6
10			Plate, Mounting	1	1
11			Tray, MK6i Connector Shroud Mounting	1	1
12	C	1154125	Bracket, MK6i Connector, Black	1	1
12			Kit, MK6i Connector Bracket and Threaded Insert	1	1
13		1117240	Screw, Thumb (#10-32 x 1/2")	1	1
14		1148151	Shroud, MK6i Connector	1	1
15		1095502	Package, Cable Tie (11-1/2" L)	10	1

NOTE: A - Includes items 2-4 and 6-12  
B - Includes items 2-12  
C - Item 12 MK6i Connector Bracket was revised 4/28/08 and is backward compatible. When a new MK6i Connector Bracket is requested, order service part # 1154125.

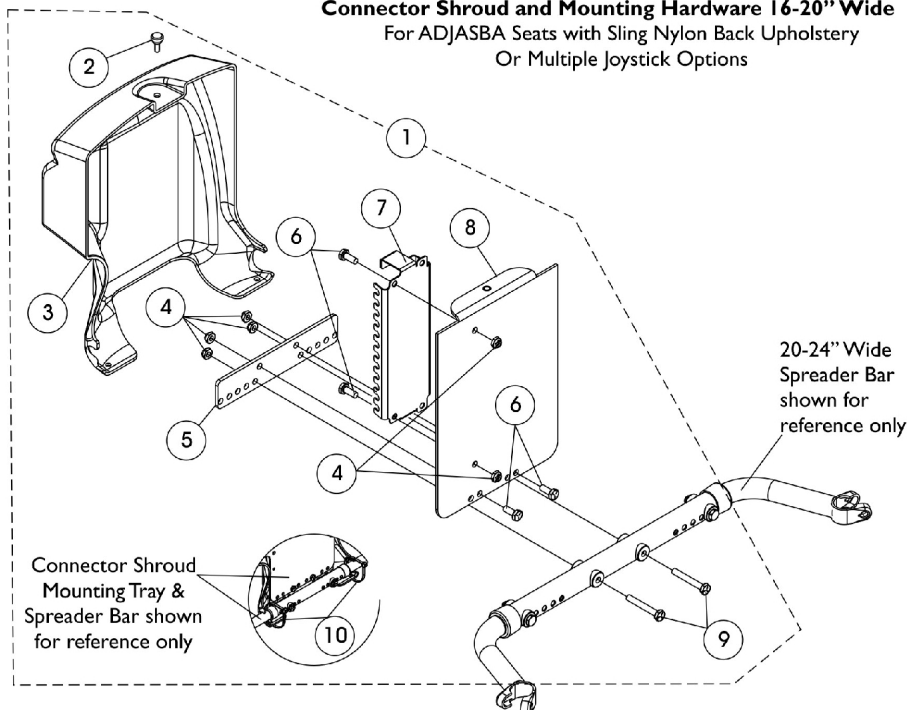
# Shroud Cover, MK6i Connector

## Before 12/10/07

(ADJASBA w/ Sling Nylon Back Uph. or Multiple Switch Options)



**Connector Shroud and Mounting Hardware 16-20" Wide**  
For ADJASBA Seats with Sling Nylon Back Upholstery  
Or Multiple Joystick Options



**Connector Shroud and Mounting Hardware 20-24" Wide**  
For ADJASBA Seats with Sling Nylon Back Upholstery  
Or Multiple Joystick Options

# Shroud Cover, MK6i Connector Before 12/10/07

**(ADJASBA w/ Sling Nylon Back Uph. or Multiple Switch Options)**

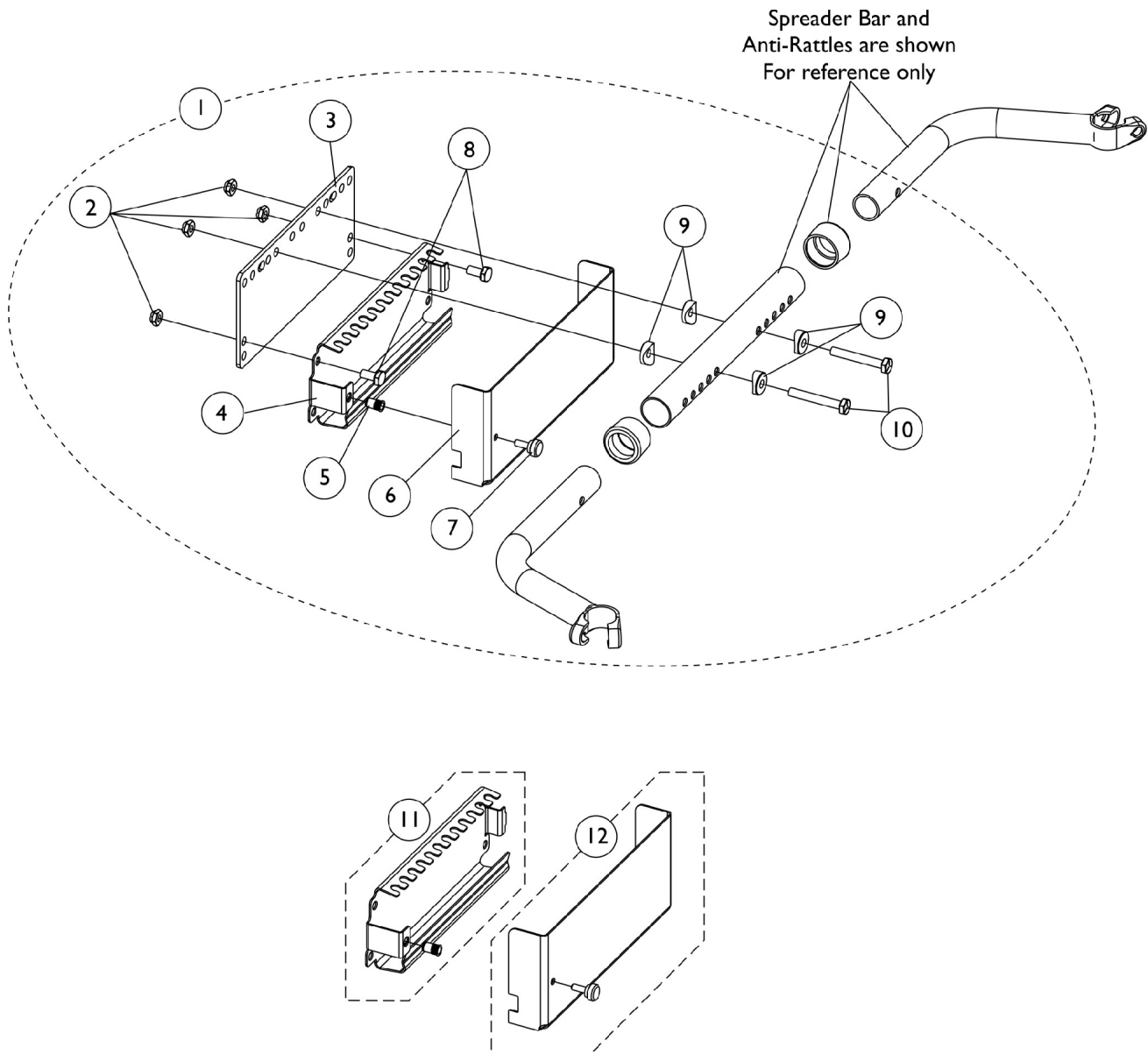
Item Number	Note	Part Number	Description	Quantity Per	
				Package	Assembly
1	A,B	1145075	Kit, Connector Shroud and Mtg. Hdw. for 16"-24" Wide ADJASBA Seats w/ Nylon Sling Back Uph.	1	1
2			Screw, Thumb (#10-32 x 1/2")	1	1
3			Shroud, MK6i Connector	1	1
4			Locknut (1/4-20)	1	6
5			Plate, Mounting	1	1
6			Screw, Hex Head (1/4-20 x 5/8")	1	4
7			Bracket, MK6i Connector, Black	1	1
8			Tray, MK6i Connector Shroud Mounting	1	1
9			Screw, Hex Head (1/4-20 x 1-3/4")	1	2
10			Tie Wrap (11-1/2" L)	1	2
2	B	1117240	Screw, Thumb (#10-32 x 1/2")	1	1
3		1148151	Shroud, MK6i Connector	1	1
7		1154125	Kit, MK6i Connector Bracket and Threaded Insert	1	1

NOTE: A - Includes items 2-10.  
B - Item 7 MK6i Connector Bracket was revised 4/28/08 and is backward compatible. When a new MK6i Connector Bracket is requested, order service part # 1154125

# MK6i Connector Bracket and Hardware

## After 12/9/07

ADJASBA w/ Sling Nylon Back Upholstery or Multiple Switch Options



# MK6i Connector Bracket and Hardware

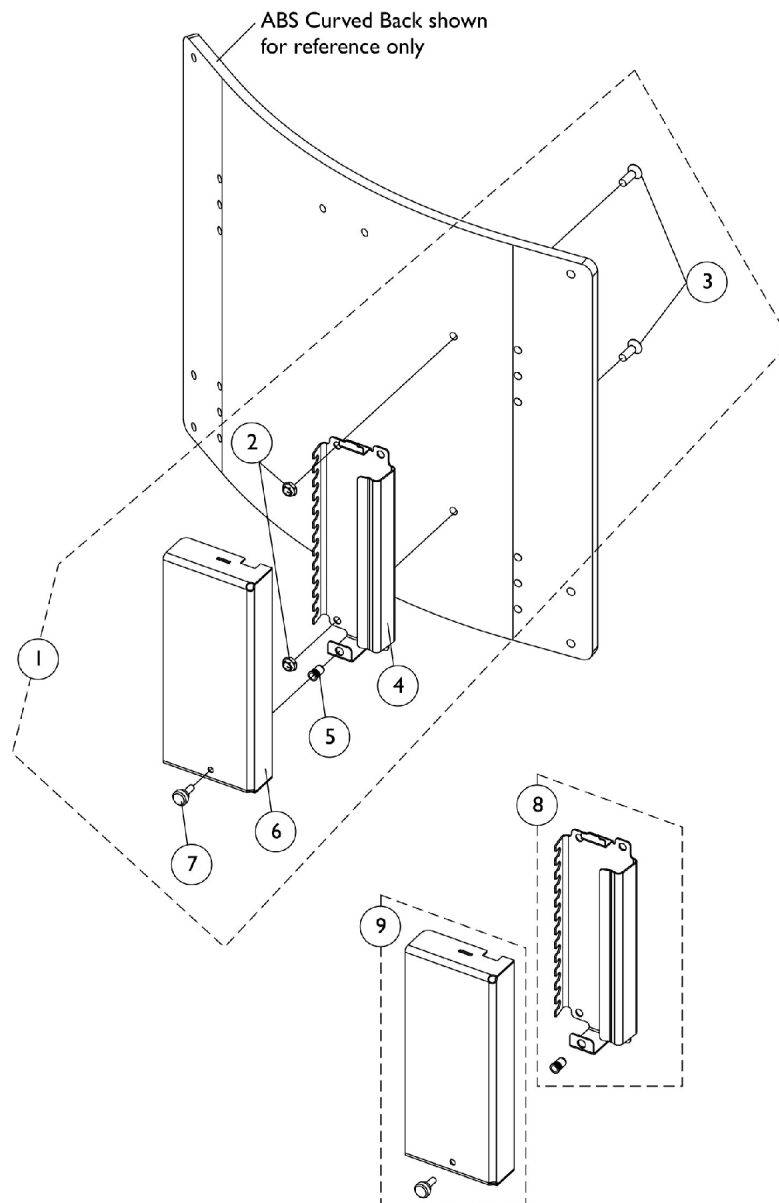
## After 12/9/07

**ADJASBA w/ Sling Nylon Back Upholstery or Multiple Switch Options**

Item Number	Note	Part Number	Description	Quantity Per	
				Package	Assembly
1	A	1134242	Kit, MK6i Connector Bracket & Mounting Hardware for 16"-24" Wide	1	1
2			Locknut (1/4-20)	1	4
3			Plate, Mounting	1	1
4			Bracket, MK6i Connector, Black	1	1
5			Insert, Threaded (#10-32)	1	1
6			Cover, MK6i Connector Bracket	1	1
7			Screw, Thumb (#10-32 x 1/2")	1	1
8			Screw, Hex Head (1/4-20 x 1-1/2")	1	2
9			Spacer, Coved (1/4 x 11/16 x 1/2")	1	4
10			Screw, Hex Head (1/4-20 x 1-3/4")	1	2
11	B	1154125	Kit, MK6i Connector Bracket and Threaded Insert	1	1
12	C	1154126	Kit, MK6i Connector Bracket Cover and Attaching Screw	1	1
6			Cover, MK6i Connector Bracket	1	1
7			Screw, Thumb (#10-32 x 1/2")	1	1
NOTE: A - Includes items 2-10. Item 6 Connector Bracket Cover was introduced 4/28/08 and item 4 Connector Bracket was revised to use the cover. B - Includes items 4 and 5 C - Includes items 6 and 7. When converting in the field for the first time to add the Connector Bracket Cover that was introduced 4/28/08, items 11 and 12 must be ordered together.					

# MK6i Connector Bracket & Hardware After 12/9/07

## Formula (CGT) w/ ABS Curved Back & Multiple Switch Options



## MK6i Connector Bracket & Hardware After 12/9/07

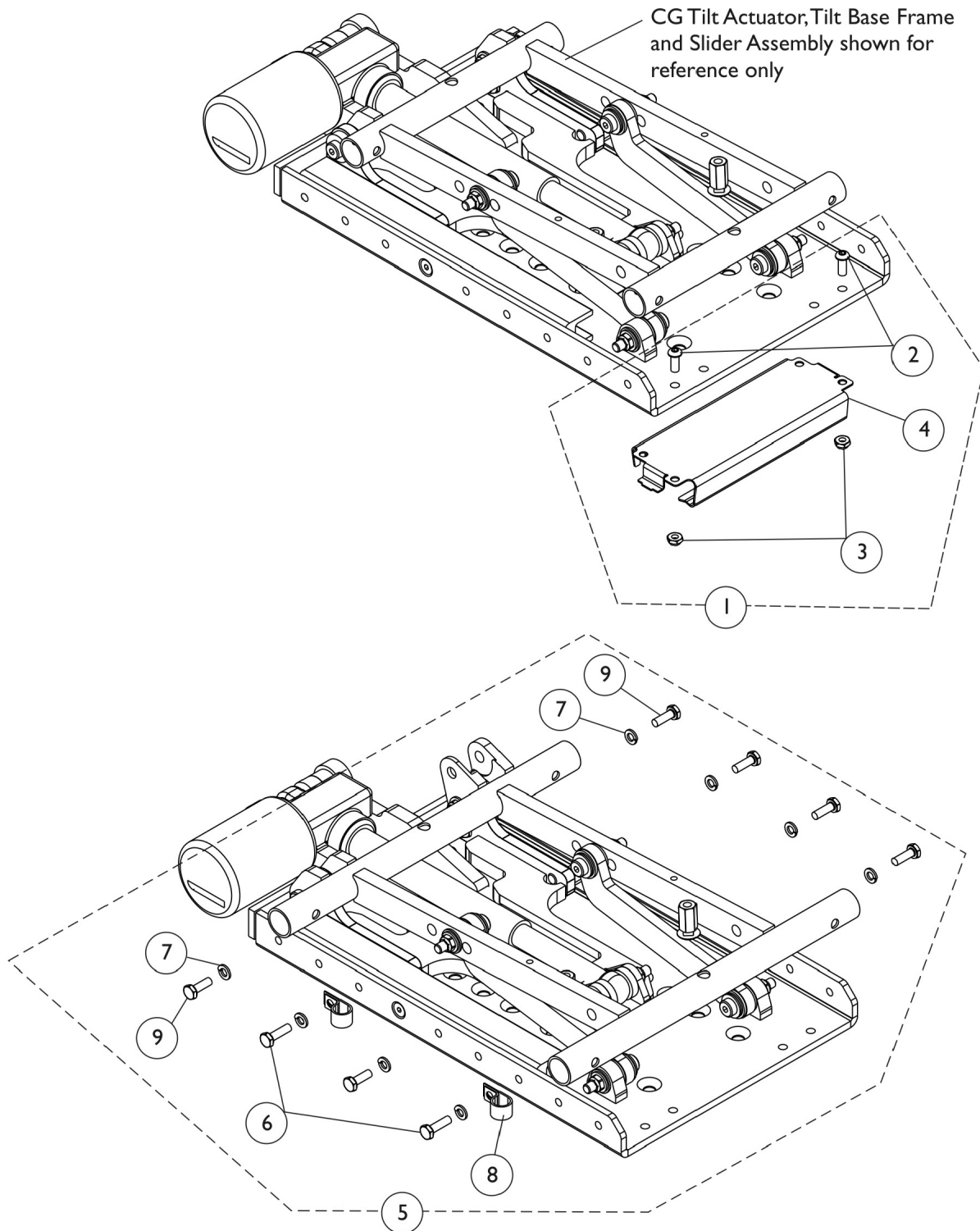
### Formula (CGT) w/ ABS Curved Back & Multiple Switch Options

Item Number	Note	Part Number	Description	Quantity Per	
				Package	Assembly
1	A,B	1134243	Kit, MK6i Connector Bracket and Mounting Hardware For ABS Curved Back	1	1
2			Locknut (1/4-20)	1	2
3			Screw, Socket Flat Head (1/4-20 x 3/4")	1	2
4			Bracket, MK6i Connector, Black	1	1
5			Insert, Threaded (#10-32)	1	1
6			Cover, MK6i Connector Bracket	1	1
7			Screw, Thumb (#10-32 x 1/2")	1	1
8	C	1154125	Kit, MK6i Connector Bracket and Threaded Insert	1	1
9	D	1154126	Kit, MK6i Connector Bracket Cover and Attaching Screw	1	1
6			Cover, MK6i Connector Bracket	1	1
7			Screw, Thumb (#10-32 x 1/2")	1	1
NOTE: A - Includes items 2-7 and can only be used on ABS Curved Backs manufactured after 12/9/07 that have the two holes added to accommodate the MK6i Connector Bracket B - Item 6 Connector Bracket Cover was introduced 4/28/08 and item 4 Connector Bracket was revised to use the cover C - Includes items 4 and 5 D - Includes items 6 and 7. When converting in the field for the first time to add the Connector Bracket Cover that was introduced 4/28/08, items 8 and 9 must be ordered together.					

# MK6i Connector Bracket and Mounting Hardware

## (12-16" W) Formula (CGT) w/ (BPO or PBR, PBT, PPR, PPT)

This hardware is not used for a power wheelchair with a SPJ+, SPJ+ w/ PSS (SPJAP) or SPJ+ w/ ACC (SPJAPM) joystick



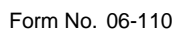


# MK6i Connector Bracket and Mounting Hardware (12-16" W) Formula (CGT) w/ (BPO or PBR, PBT, PPR, PPT)

This hardware is not used for a power wheelchair with a SPJ+, SPJ+ w/ PSS (SPJAP) or SPJ+ w/ ACC (SPJAPM) joystick

Item Number	Note	Part Number	Description	Quantity Per	
				Package	Assembly
1	A	1157740	Kit, MK6i Connector Bracket and Mounting Hardware, Formula CGT	1	1
2			Screw, Socket Button Head (1/4-20 x 5/8")	1	2
3			Locknut (1/4-20)	1	2
4			Bracket, MK6i Connector, Black	1	1
5	B	1160378	Kit, MK6i Connector Bracket Cable Routing Hardware	1	1
6			Screw, Hex Head (1/4-20 x 7/8")	1	2
7			Lockwasher, Split (1/4")	1	8
8			Bracket, Cable/Wire Mounting, Black	1	2
9			Bolt, Hex Head Cap (1/4-20 x 3/4")	1	6
NOTE: A - Includes items 2-4 B - Includes items 6-9					
NOTE: PBR, PBT, PPR and PPT refer to Personal Back model types					

**This hardware is not used for a power wheelchair with a SPJ+, SPJ+ w/ PSS (SPJAP) or SPJ+ w/ ACC (SPJAPM) joystick**



# MK6i Connector Bracket and Mounting Hardware (12-16" W) ADJASBA w/ (PBR, PBT, PPR, PPT)

This hardware is not used for a power wheelchair with a SPJ+, SPJ+ w/ PSS (SPJAP) or SPJ+ w/ ACC (SPJAPM) joystick

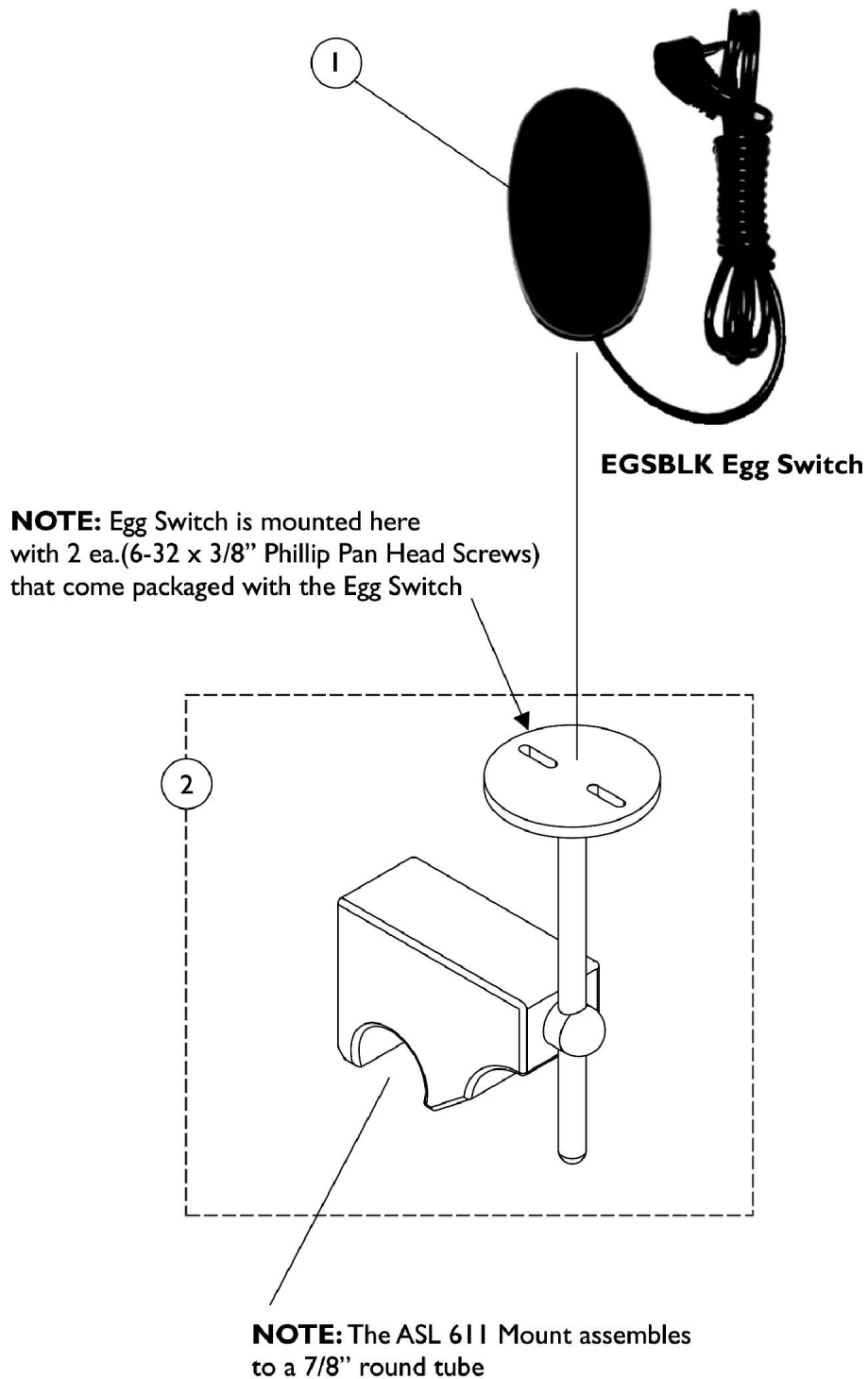
Item Number	Note	Part Number	Description	Quantity Per	
				Package	Assembly
1	A	1157739	Kit, MK6i Connector Bracket and Mounting Hardware	1	1
2			Plate, Mounting	1	1
3			Spacer, Coved (1/4 x 11/16 x 1/2")	1	2
4			Spacer (9/32 x 5/8 x 1/2")	1	2
5			Screw, Hex Head (1/4-20 x 1-1/2")	1	2
6			Screw, Hex Head w/ Patch (1/4-20 x 1-1/2")	1	2
7			Locknut (1/4-20)	1	2
8			Bracket, MK6i Connector, Black	1	1
9			Insert, Threaded (#10-32)	1	1
10			Cover, MK6i Connector Bracket	1	1
11			Screw, Thumb (#10-32 x 1/2")	1	1
12	B	1154125	Kit, MK6i Connector Bracket and Threaded Insert	1	1
13		1154126	Kit, MK6i Connector Bracket Cover and Attaching Screw	1	1
10			Cover, MK6i Connector Bracket	1	1
11			Screw, Thumb (#10-32 x 1/2")	1	1

NOTE: A - Includes items 2-11  
B - Includes items 10 and 11

NOTE: PBR, PBT, PPR and PPT refer to Personal Back model types

# ASL 611 Mount For The Egg Switch

ASL 611 Mount is used to attach an Egg Switch when the Hook & Loop Adhesive method is not preferred



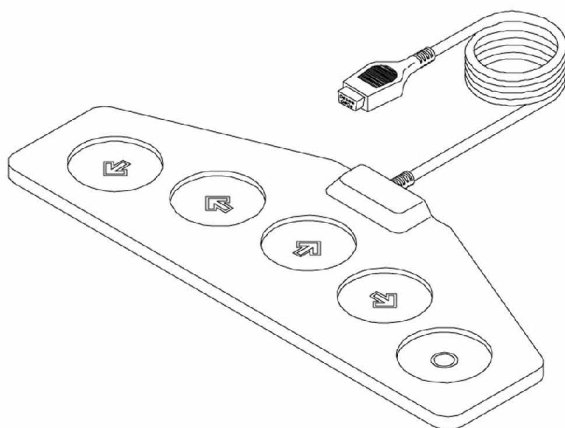
# ASL 611 Mount For The Egg Switch

ASL 611 Mount is used to attach an Egg Switch when the Hook & Loop Adhesive method is not preferred

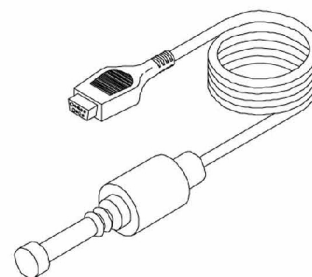
Item Number	Note	Part Number	Description	Quantity Per	
				Package	Assembly
1	A	1123276	Kit, Switch, Black Egg Reset w/ Hook/Loop Adhesive Back Fastener & Attaching Screws (EGSBLK)	1	1
2	A	1134165	Mount, ASL 611	1	1
NOTE: A - Individual components are not available					

# Tash and Therafin Accessories

**NOTE:** Used with (MK6 display or MPJM6 joystick) with SNPM6 Sip-N-Puff/Digital interface



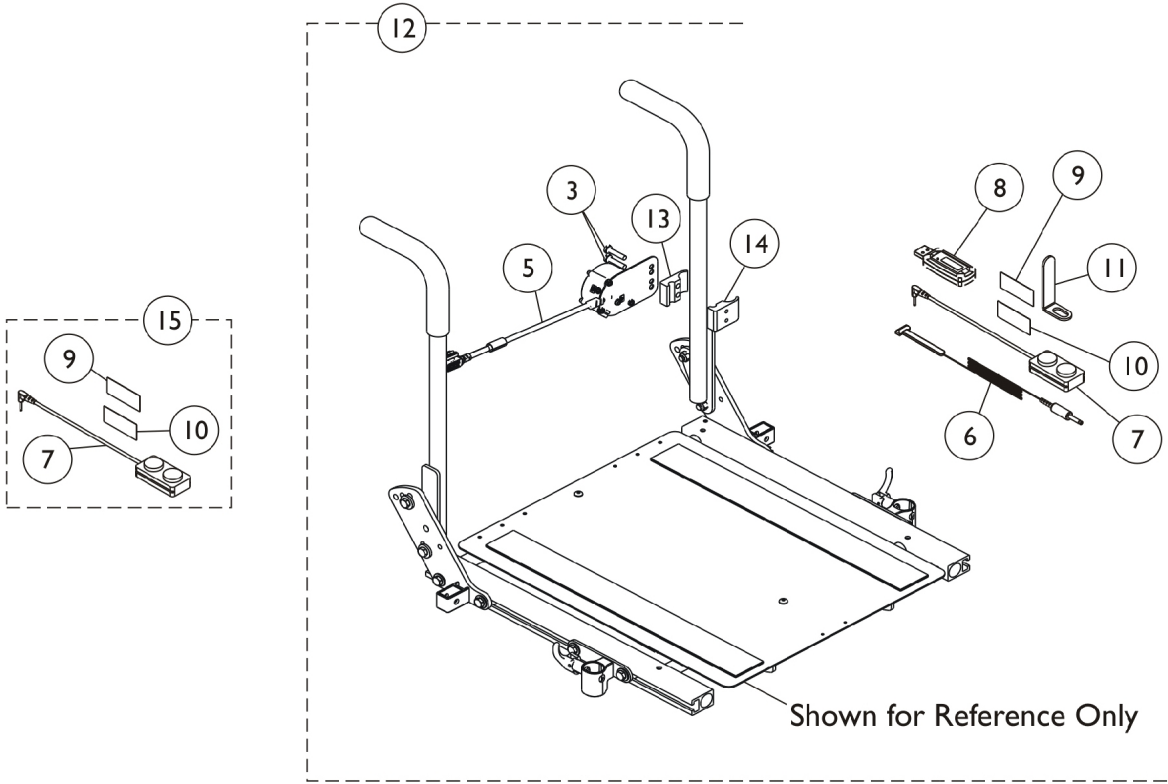
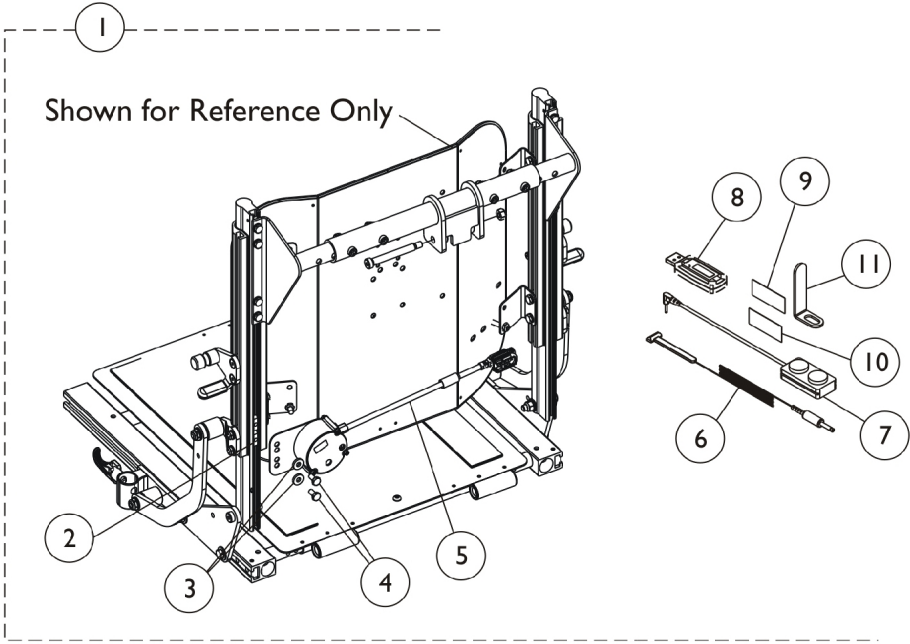
**P5018-Wafer Board**



**P5020-Mini Joystick with Push**

Item Number	Note	Part Number	Description	Quantity Per	
				Package	Assembly
	A	1142362	Bib Assembly (PKG32669)	1	1
	A	1140824	Sip-N-Puff, 16" Fixed (PKG32666) Includes: (3) Air Tube Straws, (2) Saliva Traps, Tubing, Pivot Shaft/Flexible Metal Gooseneck Assembly, and Extruded Figure "8" Clamp to fit 7/8" Wheelchair Frame Tubing. Extruded Back Cane Adapter Clamp.	1	1
	B	P5018	Wafer Board (5018)	1	1
	B	P5020	Mini Joystick with Push (5020)	1	1
NOTE: A - Not Shown B - See pictorial for additional reference to part number listed					
For more information on Tash and Therafin products, please contact one of our Rehab Specialists.					

# MK6i IR Wireless Mouse Module

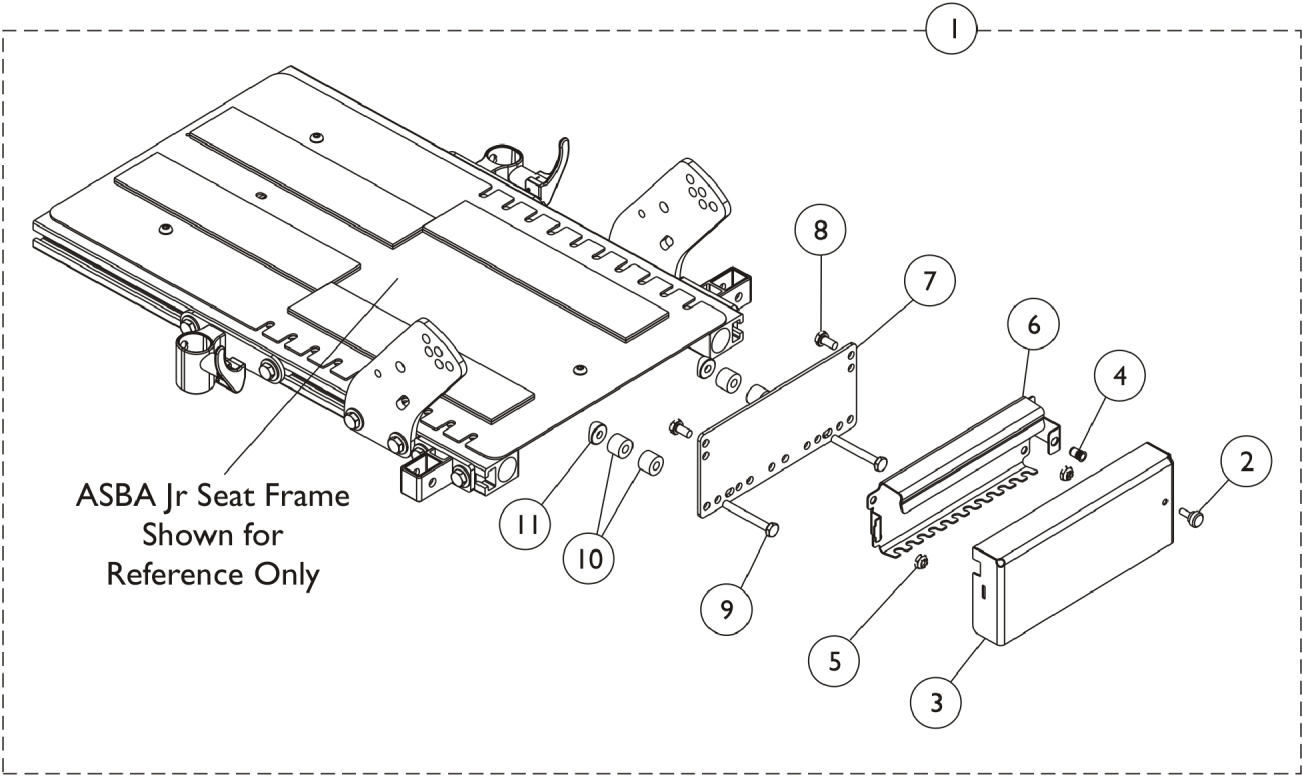


## MK6i IR Wireless Mouse Module

Item Number	Note	Part Number	Description	Quantity Per	
				Package	Assembly
1	A	1154091	IR Mouse Mounting Assembly w/ T-Nut	1	1
2			T-Nut (1/4-20)	1	2
3			Washer (1/4 x 5/8 x 3/32")	1	2
4			Screw, Hex Head (1/4-20 x 1-1/2")	1	2
5			IR Mouse Module Assembly	1	1
6			Emmitter, IR, Single Head	1	1
7			Switch, Push Button Dual	1	1
8			IR Mouse Dongle w/ USB Port	1	1
9			Hook, Material	1	1
10			Loop, Material	1	1
11			Bracket, Support	1	1
		Owner's Manual, IR Mouse	1	1	
		Tie Wrap (5-5/8" L)	1	5	
12	B	1156634	IR Mouse Mounting Assembly w/ Clamp	1	1
3			Screw, Hex Head (1/4-20 x 1-1/8")	1	2
5			IR Mouse Module Assembly	1	1
6			Emmitter, IR, Single Head	1	1
7			Switch, Push Button Dual	1	1
8			IR Mouse Dongle w/ USB Port	1	1
9			Hook, Material	1	1
10			Loop, Material	1	1
11			Bracket, Support	1	1
13			Half Clamp, Non-Threaded Holes	1	1
14			Half Clamp, Threaded Holes	1	1
			Tie Wrap (5-5/8" L)	1	5
			Owner's Manual, IR Mouse	1	1
5			1154084	IR Mouse Module Assembly	1
6	1154089	Emmitter, IR, Single Head	1	1	
8	1154085	IR Mouse Dongle w/ USB Port	1	1	
15	C	1153635	Kit, Switch, Dual Push Button (2PB) (MPJ+, MK6i Display, PSFM6/PSRM6 Joysticks)	1	1
7			Switch, Push Button Dual	1	1
9			Hook, Material	1	1
10			Loop, Material	1	1
NOTE: A - Includes items 2-11, tie wraps and owner's manual. B - Includes items 3, 5-11, 13, 14, tie wraps and owner's manual. C - Includes items 7, 9 and 10.					



# MK6i Connector Bracket and Hardware - ASBA JR. - TDX Spree



# MK6i Connector Bracket and Hardware - ASBA JR. - TDX Spree

Item Number	Note	Part Number	Description	Quantity Per	
				Package	Assembly
1	A	1162205	Kit, Mk6i Bracket and Hardware	1	1
2			Screw, Thumb (#10-32 x 1/2")	1	1
3			Cover, MK6i Connector Bracket	1	1
4			Insert, Threaded (#10-32)	1	1
5			Locknut (1/4-20)	1	2
6			Bracket, MK6i Connector, Black	1	1
7			Plate, Mounting	1	1
8			Screw, Hex Head (1/4-20 x 1-1/2")	1	2
9			Screw, Hex Head w/ Patch (1/4-20 x 2")	1	2
10			Spacer, Coved (1/4 x 11/16 x 1/2")	1	2
11			Spacer (9/32 x 5/8 x 1/2")	1	4
NOTE: A - Includes items 2-11.					

**Invacare Corporation**

[www.invacare.com](http://www.invacare.com)



Yes, you can. <sup>TM</sup>

One Invacare Way  
Elyria, Oh USA  
44036-2125  
800-333-6900

Technical Support  
800-832-4707  
Customer Service  
800-333-6900

Literature Orders  
800-333-6900

©2009 Invacare Corporation. Elyria, Ohio.  
All rights reserved. Trademarks are  
identified by the symbols <sup>TM</sup> and ®. All  
trademarks are owned by or licensed to  
Invacare Corporation unless otherwise  
noted.  
(Revised 06/05/09)

Form No. 06-110