

TiLite ZSERIES Order Form

Effective March 1, 2017 (New Items in Red)

MONO-TUBE RIGID FRAME

Page 1 of 7

DEALER INFORMATION		RTS INFORMATION	
Dealer:	Account #:	RTS:	Phone:
PO:	Ordered By:	Email:	
Email:		SHIP TO INFORMATION	
Mark For:		Name:	Ship Via:
TiLite Sales Rep:		Address:	
TiLite Information:	Promo Code:	City:	State: Zip:
Ship Date:	Order #:	Phone:	Fax:

Please Email or Fax to the TiLite Customer Service Team at orders@tilite.com or 866.586.2413 / 509.586.2413



FRAME STYLE

- AZFS1 ☐ **Aero Z Aluminum Frame** (Full Adjustability. 265 Pound Weight Limit. Weight Limit is restricted to 150 pounds on chairs with Rear Seat Width **A** and Seat Depth **B** from 10"x10" to 12"x12".).....\$2,575 **K0005**
- Z2FS2 ☐ **ZRA Titanium Frame** (Full Adjustability. 265 Pound Weight Limit. Weight Limit is restricted to 150 pounds on chairs with Rear Seat Width **A** and Seat Depth **B** from 10"x10" to 12"x12".).....\$1,350
- Z2FS1 ☐ **ZR Titanium Frame Ultimate TiFit** (ZRA Titanium Frame required. Minimal Adjustability. 265 Pound Weight Limit. Weight Limit is restricted to 150 pounds on chairs with Rear Seat Width **A** and Seat Depth **B** from 10"x10" to 12"x12".).....\$420

TiLite Special Editions If selecting one of the TiLite Special Edition Upgraded Component Packages, you must still fill out the entire order form. Edition options will override inconsistent selections. Options cannot be added or deleted.

CE1 ☐ Carbon Edition

- ACB1 ROHO AGILITY™ Carbon Back Upgrade(Click here to view the TiLite Seating Order Form.).....\$1,130
- ZSB5 Carbon Fiber TiShaft™ Back Release Bar (Not available with Non-Folding, Fixed Height Titanium Back.).....\$70
- ZCBR6 Carbon Fiber Camber Tube (Not available with Power Adaptable Frame or more than 6° of Camber **C**.).....\$190
- ZRW16 Spinergy Carbon Blade (Not available with Heavy Duty Frame, Natural-Fit or Natural-Fit LT with Standard Grip or Super Grip.).....\$1,435
- Side Guards**(Please select one style on page 6.)
- ZSDG7 Rigid Removable\$300
- ZSDG8 Quad Removable w/Hole\$310
- ZSDG11 Fendered Adjustable (Available with 24" and 25" Rear Wheels. Requires Rear Seat Height **D** of 14.5" to 18.5".).....\$545
- ZSDG12 Fendered Removable.....\$440

Retail: \$3,125 - \$3,370

Carbon Edition Price: \$2,870

ZP1 ☐ SuperLite Edition

- ZFTR1 Titanium Footrest w/Flat ABS Cover.....\$190
- OR**
- ZFTR2 Titanium Open Loop Footrest.....\$245
- ZSB2 Folding Titanium Backrest.....\$245
- ZSB5 Carbon Fiber TiShaft™ Back Release Bar.....\$70
- ZCBR6 Carbon Fiber Camber Tube (Not available with a Power Adaptable Frame. When a Power Adaptable Frame is selected, an Aluminum Camber Tube will be used.).....\$190
- ZFK2 TiLite Slipstream Single-Sided Fork.....\$165
- ZTFS1 Titanium Fork Stem.....\$55

Retail: \$915 - \$970

SuperLite Edition Price: \$835

- ZP5 ☐ **Black Edition** Not available with Aero Z Frame. (Black Edition includes: Black Lava Frame Color, Black Anodize Package, LiteSpeed Front Wheels (Must Choose Front Wheel Size on Page 5, Carbon Fiber TiShaft™ Back Release Bar and TiLite Slipstream Single-Sided Fork.)\$1,050

Exclusive To The Black Edition

- ☐ Black on Black Tattoo

- Black Lava Footrest
- Carbon Fiber Backrest Stripe with Black TiLite Logo
- Stainless Quick Release Axles with Black TiLite Tattoo



- ZHDR1 ☐ **Heavy Duty Frame** (300 Pound Weight Limit. No charge when 20" Rear Seat Width **A** and 20" Seat Depth **B** are selected. Includes Tension Adjustable by Straps Back Upholstery. Requires Angle Adjustable Footrest, Folding Aluminum Adjustable Height Backrest, Aluminum Front Wheels, Shadow or Spinergy Spox. LX Rear Wheels only available with 0 or 2 degree camber. Not available with Aero Z, SuperLite Edition, Carbon Fiber Camber Tube, Slipstream Fork, Velcro Adjustable Upholstery, Swing Away Tubular Armrest or Swing Away Flip Back Tubular Armrest.).....\$420
- ZPWR1 ☐ **Power Adaptable Frame for Frank Mobility System** (No charge when 20" Rear Seat Width **A** and 20" Seat Depth **B** are selected. Requires LiteSpeed Billet Aluminum Front Wheels and 0 degree camber. Not available with Single-sided forks, Carbon Fiber or Titanium Camber Tubes.).....\$330
- ZRFR1 ☐ **Reinforced Frame** (No charge when Heavy Duty Frame or 20" Rear Seat Width **A** and 20" Seat Depth **B** are selected.) ...\$330

TRANSIT OPTION

(Please refer to the **ZRA Transit Tie-Down Option Brochure** for important information regarding the Transit Tie-Down Option. Not available with ZR.)

- ZTTDO3 ☐ **Transit Tie-Down** (Consists of four Tie-Down Brackets, two Pelvic Belt Mounting Brackets and Reinforced Frame.).....\$335

(Please refer to the **ZR Transport Brackets Supplement** for important information regarding the Transit Options. Not available with Aero Z or ZRA.)

- ZWTB ☐ **Transport Bracket Option** (Consists of four Tie-Down Brackets. Unoccupied Use Only.).....\$335



permobilus.com
2701 West Court Street | Pasco, Washington 99301
509.586.6117 Tel | 800.545.2266 Toll-Free
509.586.2413 Fax | 866.586.2413 Toll-Free Fax

TiLite® OF0030_Z_Series_0317RevG

FRAME FINISHES

- ZFF1 ☐ Satin (Available with Titanium Frame only).....**STD**
 ZSCBT1 ☐ Satin Finish Buffing Pads.....**\$15**
 ZFF2 ☐ Polished**\$715**
 ZFF3 ☐ Tattooed Titanium™ and Aluminum (Tattoos on front frame tubes. Titanium frame finished in Satin. Aluminum frame is tattooed on blasted aluminum with a clear coat. Click on the images below to view the Tattoos online.).....**\$325**
 ZFF31 ☐ The King of Rock



ZFF33 ☐ Snow Leopard



ZFF32 ☐ Aloha



ZFF34 ☐ Wood Grain



FRAME FINISHES

- | | | | |
|--------------------------|--|---|---|
| High Gloss Paint | ZFF8 <input type="checkbox"/> Super Wet Black | ZFF10 <input type="checkbox"/> TiLite Red | ZFF29 <input type="checkbox"/> Neon Pink |
| Metallic Paint | ZFF35 <input type="checkbox"/> Burgundy | ZFF15 <input type="checkbox"/> Tangerine Metallic | ZFF16 <input type="checkbox"/> Salsa Red Metallic |
| Pearlescent Paint | ZFF14 <input type="checkbox"/> Ocean Blue Metallic | ZFF18 <input type="checkbox"/> White Pearl | ZFF27 <input type="checkbox"/> Titanium Grey |
| Matte Paint | ZFF30 <input type="checkbox"/> Acid Green Metallic | ZFF20 <input type="checkbox"/> Deep Blue Ice | ZFF25 <input type="checkbox"/> Electric Plum STD |
| Candy Paint | ZFF17 <input type="checkbox"/> Midnight Blue Pearl | ZFF23 <input type="checkbox"/> Azure Blue | |
| | ZFF19 <input type="checkbox"/> Black Lava | | |
| | ZFF22 <input type="checkbox"/> Ruby Red | | |

COLOR ANODIZE PACKAGE

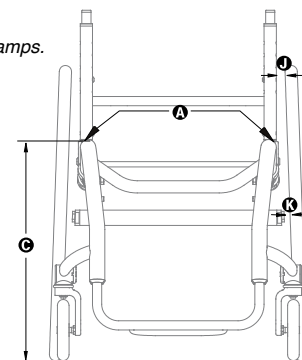
(Color Anodize Package includes: Aluminum Camber Tube (Color Anodize not available with Power Adaptable Camber Tube), Camber Mount, Footrest Clamp, Caster Mount, Caster Fork, Caster Cap and Agility Carbon Back clamps. If no anodize color is selected, the default will be black.)

- ZANO1 ☐ Black.....**STD**
 ZANO5 ☐ Sapphire ZANO3 ☐ Red Pepper ZANO6 ☐ Burnt Orange
 ZANO8 ☐ Ultraviolet ZANO9 ☐ Fuchsia.....**\$165**

TIFIT®: TAILORED INDIVIDUALIZED FRAME

REAR SEAT WIDTH A Measure from outside of seat tube at back post to the outside of the opposite seat tube at back post.

- ZSW1 ☐ 10" ☐ 11" ☐ 12" ☐ 13" ☐ 14" ☐ 15" ☐ 16" ☐ 17" ☐ 18" ☐ 19".....**STD**
 ZSW2 ☐ 20".....**\$480 E2201**



FRONT SEAT WIDTH (SEAT TAPER) I Measure from inside of front frame tube to inside of opposite front frame tube. (Required with V-Front End V. Not Available with Standard Front End I.)

- ZFSW1 ☐ No Taper (2.5" Narrower than Rear Seat Width A.).....**STD**
 ZFSW3 ☐ 1.5" Taper (4" Narrower than Rear Seat Width A. Includes Tension Adjustable by Straps Seat Upholstery. Not available with 10" and 11" Seat Widths A.).....**\$270**
 ZFSW5 ☐ 2.5" Taper (5" Narrower than Rear Seat Width A. Includes Tension Adjustable by Straps Seat Upholstery. Not available with 10" to 14" Seat Widths A.).....**\$270**

SEAT DEPTH B Measure from front of back post to the front edge of seat sling. Frame bend will start .5" in front of seat sling unless Custom Frame Depth is specified or the combination of specifications affects the rolling dynamics of the chair."

- ZSD1 ☐ 10" ☐ 11" ☐ 12" ☐ 13" ☐ 14" ☐ 15" ☐ 16" ☐ 17" ☐ 18" ☐ 19".....**STD**
 ZSD2 ☐ 20".....**\$505 E2203**
 ZSD3 ☐ Custom Frame Depth: _____" Frame Depth Longer or Shorter Than Seat Depth B (Measure from front of seat sling to beginning of frame bend. Specifications can be given as specific as 1/4" increments. A negative Custom Frame Depth requires Tension Adjustable by Strap seat upholstery. A Custom Frame Depth of 20" is \$490.)**NCO**

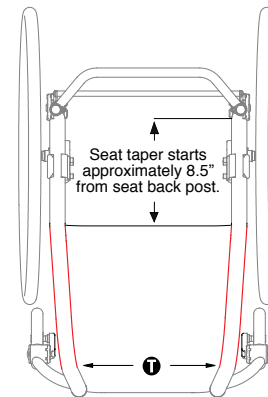
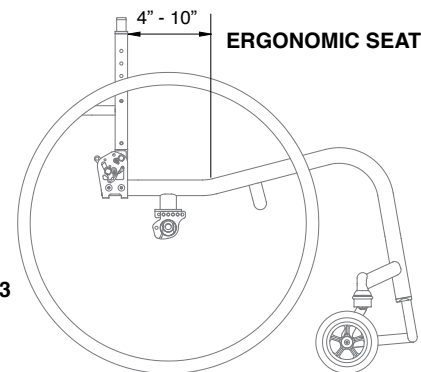
ERGONOMIC SEAT Measure from front of back post to beginning of upward bend of seat tube.

See Ergonomic Seat diagram on Page 2. (Not available with Aero Z, ZRA, Tension Adjustable Bolt On Seat Upholstery or G10 Solid Seat.)

- ZERG1 ☐ 4" ☐ 5" ☐ 6" ☐ 7" ☐ 8" ☐ 9" ☐ 10"**\$330**

FRONT SEAT HEIGHT G Measure from floor to top of seat tube at front of seat sling. ZRA adjusts up and down in 1/2" increments.

- ZFSH1 ☐ 16" ☐ 16.5" ☐ 17" ☐ 17.5" ☐ 18" ☐ 18.5" ☐ 19" ☐ 19.5" ☐ 20" ☐ 20.5" ☐ 21"**STD**

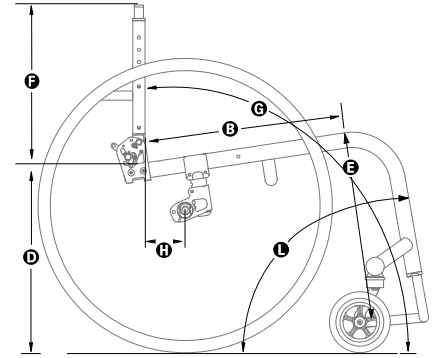


TiFIT®: TAILORED INDIVIDUALIZED FRAME

REAR SEAT HEIGHT ① Measure from floor to top of seat tube at back post. ZRA adjusts up and down in 1/2" increments.

REAR SEAT HEIGHT RANGES

Rear Wheel Size	ZRA Rear Seat Heights ①				
20"	12.5" - 18.5"				
22"	14.0" - 19"	ZRSH1	<input type="checkbox"/> 12.5"	<input type="checkbox"/> 13"	<input type="checkbox"/> 13.5"
24"	14.5" - 20"		<input type="checkbox"/> 14.5"	<input type="checkbox"/> 15"	<input type="checkbox"/> 15.5"
25"	14.5" - 20"		<input type="checkbox"/> 16.5"	<input type="checkbox"/> 17"	<input type="checkbox"/> 17.5"
26"	15.5" - 20"		<input type="checkbox"/> 18.5"	<input type="checkbox"/> 19"	<input type="checkbox"/> 19.5"
					<input type="checkbox"/> 20".....STD



FRONT ANGLE ① Measure from frame front to floor.

ZFA1 ☐ 70° ☐ 75° ☐ 80° ☐ 85° (85° Not available with 6" Front Wheels.)
☐ 90° (90° Not available with 5" or 6" Front Wheels.)STD

SEAT TO FOOTREST ③/FOOTRESTS Measure from front edge of seat sling to top rear of footrest.

Standard Footrests Measurement must be at least 2" shorter than Front Seat Height ③.

☐ 13.5" ☐ 14" ☐ 14.5" ☐ 15" ☐ 15.5" ☐ 16" ☐ 16.5" ☐ 17" ☐ 17.5" ☐ 18"
☐ 18.5" ☐ 19"

ZFTR3 ☐ Angle Adjustable FootrestSTD

ZFTR1 ☐ Titanium Footrest w/Flat ABS Cover (Not available with Heavy Duty Frame.) \$190

ZFTR2 ☐ Titanium Open Loop Footrest (Not available with Heavy Duty Frame.) \$245

ZFTR12 ☐ Flip-Back Footrest (Not available with 10" or 11" Rear Seat Width ④,
 Heavy Duty Frame, ABS Cover with 2" Sides or Front Roller.) \$215 K0040, K0045

High Mount Footrests

☐ 7"-9" ☐ 9"-11" ☐ 11"-13" Set at: _____ (Use 1/2" increments)

ZFTR4 ☐ Angle Adjustable High Mount Footrest.....\$95 K0040

Additional Footrest Option

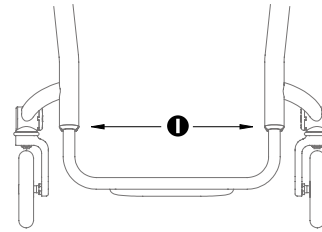
ZFTR14 ☐ ABS Cover w/2" Sides (Not available with Flip-Back Footrest or chairs with 10" or 11" Rear Seat Width ④.) \$105 K0041

FOOTREST WIDTH ① or ⑤ You must select a V-Front End if a Seat Taper ① is selected on Page 2.

ZFE1 **STANDARD FRONT END ①** Find your Rear Seat Width ④ in the Chart below and select one of the options to the right.

Measure from inside of front frame tube to inside of opposite front frame tube. (Not Available with Front Seat Width (Seat Taper) ①.)STD

REAR SEAT WIDTH ④ (Outside Measurement)	FOOTREST WIDTH ①		
	No Taper (2.5" Narrower than Rear Seat Width)	1.5" Taper (4" Narrower than Rear Seat Width)	3.5" Taper (6" Narrower than Rear Seat Width)
10"	<input type="checkbox"/> 7.5"		
11"	<input type="checkbox"/> 8.5"		
12"	<input type="checkbox"/> 9.5"	<input type="checkbox"/> 8"	
13"	<input type="checkbox"/> 10.5"	<input type="checkbox"/> 9"	
14"	<input type="checkbox"/> 11.5"	<input type="checkbox"/> 10"	
15"	<input type="checkbox"/> 12.5"	<input type="checkbox"/> 11"	<input type="checkbox"/> 9"
16"	<input type="checkbox"/> 13.5"	<input type="checkbox"/> 12"	<input type="checkbox"/> 10"
17"	<input type="checkbox"/> 14.5"	<input type="checkbox"/> 13"	<input type="checkbox"/> 11"
18"	<input type="checkbox"/> 15.5"	<input type="checkbox"/> 14"	<input type="checkbox"/> 12"
19"	<input type="checkbox"/> 16.5"	<input type="checkbox"/> 15"	<input type="checkbox"/> 13"
20"	<input type="checkbox"/> 17.5"	<input type="checkbox"/> 16"	<input type="checkbox"/> 14"



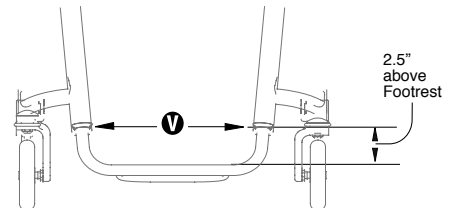
ZFE1 ☐ **NO V-Front Taper** (Required when both Heavy Duty Frame and Seat Taper ① are selected.)NCO

OR

ZFE2 V-FRONT END ⑤ Measure from inside of front frame tube to inside of opposite front frame tube 2-1/2" above

footrest. (Required with Front Seat Taper ①. Titanium Footrests have 1" of adjustment up and down.)\$280

☐ 7" ☐ 7.5" ☐ 8" ☐ 8.5" ☐ 9" ☐ 9.5"
☐ 10" ☐ 10.5" ☐ 11" ☐ 11.5" ☐ 12" ☐ 12.5"
☐ 13" ☐ 13.5" ☐ 14" ☐ 14.5" ☐ 15" ☐ 15.5"
☐ 16" ☐ 16.5" ☐ 17"



TIFIT®: TAILORED INDIVIDUALIZED FRAME

SEAT BACK TYPE/PUSH HANDLES/SEAT BACK HEIGHT ① Measure from top of back post to top of seat tube at rear of frame.

SEAT BACK TYPE

- ZSB1 ☐ Folding Aluminum Adjustable Height (Required for Heavy Duty Frame.).....**NCO**
 ZSB2 ☐ Folding Titanium Adjustable Height with New Rounded Rigidizer Bar (Titanium back will match Frame Finish.
 Not available with Bolt-On Push Handles.).....**\$245**
 ZSB15 ☐ Non-Folding, Fixed Height Titanium with New Rounded Rigidizer Bar (Not available with Aero Z, ZRA,
 Transport Brackets. Titanium back will match Frame Finish.).....**\$275**

TISHAFT™ BACK RELEASE BARS

- ZSB3 ☐ Aluminum.....**STD**
 ZSB4 ☐ Titanium.....**\$70**
 ZSB5 ☐ Carbon Fiber.....**\$70**

PUSH HANDLES

- ZSB6 ☐ Integrated Push Handles**NCO**
 ZSB7 ☐ Integrated Fold-Down Push Handles (Requires Tension Adjustable by Straps Back Upholstery.)**\$110**
 ZSB8 ☐ Bolt-On Push Handles (Includes 4" Deep Backrest Rigidizer Bar. Not available with Ti Back.).....**\$190**
 ZSB9 ☐ Bolt-On Height-Adjustable Push Handles (Includes 4" Deep Backrest Rigidizer Bar. Not available with Ti Back.).....**\$325**

SEAT BACK HEIGHT ②

FOLDING BACKREST

Push Handles (Selected Above)	Short	Medium	Tall	Set at: (Use 1/2" increments)
None / Bolt-On	<input type="checkbox"/> 8.5" - 11.5"	<input type="checkbox"/> 12" - 16.5"	<input type="checkbox"/> 16" - 20.5"	Set at: _____
Integrated	<input type="checkbox"/> 10.5" - 12.5"	<input type="checkbox"/> 13.5" - 16.5"	<input type="checkbox"/> 17.5" - 20.5"	Set at: _____
Integrated Fold-Down	<input type="checkbox"/> 13" - 15"	<input type="checkbox"/> 14.5" - 18.5"	<input type="checkbox"/> 18.5" - 21"	Set at: _____

ZSB15 NON-FOLDING, FIXED-HEIGHT TITANIUM SEAT BACK (Titanium back will match Frame Finish. Required for Fixed Side Guards. Not available with Aero Z, ZRA, Swing Away Tubular, Swing Away - Flip Back Tubular Armrests and Integrated Push Handles, Integrated Fold-Down Push Handles or Bolt-On Height Adjustable Push Handles.)

- ☐ 8" ☐ 8.5" ☐ 9" ☐ 9.5" ☐ 10" ☐ 10.5" ☐ 11" ☐ 11.5" ☐ 12" ☐ 12.5" ☐ 13" ☐ 13.5" ☐ 14" ☐ 14.5"
☐ 15" ☐ 15.5" ☐ 16" ☐ 16.5" ☐ 17" ☐ 17.5" ☐ 18" ☐ 18.5" ☐ 19" ☐ 19.5" ☐ 20"

AVAILABLE ON ALL BACKS

- ZSB11 ☐ Seat Back that Locks when Folded.....**NCO**
 ZSB12 ☐ 4" Deep Backrest Rigidizer Bar (Required for Heavy Duty Frame. Available with Aluminum and Titanium backrest option. Not available with a Non-Folding, Fixed Height Titanium Seat Back type. 4" Deep Rigidizer Bar is NOT a rounded style rigidizer bar.).....**NCO**
 ZSB16 ☐ Depth Adjustable Back/Frame (Seat Depths ③ of 10"-18" allow 2" of rearward adjustment. Height Adjustable Push Handles have a limited Height range with Depth Adjustable Back. Not Available with 19" or 20" Seat Depths ③, Heavy Duty Edition, Tension Adjustable by Straps Seat Upholstery or Carbon Fiber Side Guards).....**NCO**
 ZSB13 ☐ Custom Height Backrest Rigidizer Bar (The Standard Rigidizer Bar height is 5" above the Seat Sling for a short, 6" for a medium and 10" for a tall. Custom Height Rigidizer Bar must be at least 4-1/2" above Seat Sling. Maximum Height is 3" less than Lowest Seat Back Height without push handles.).....**\$165**
 Set at: _____ (Use 1/4" increments)

SEAT BACK ANGLE ④ Measure angle from front of back post to floor.

- ZBA1 ☐ Folding Back
☐ 80° ☐ 83° ☐ 86° ☐ 89° ☐ 92° ☐ 95° ☐ 98° ☐ 101°.....**NCO**
 ZBA1 ☐ Non-Folding Back (Not available with Aero Z and ZRA.)
☐ 80° ☐ 81° ☐ 82° ☐ 83° ☐ 84° ☐ 85° ☐ 86° ☐ 87° ☐ 88° ☐ 89° ☐ 90° ☐ 91°
☐ 92° ☐ 93° ☐ 94° ☐ 95° ☐ 96° ☐ 97° ☐ 98° ☐ 99° ☐ 100° ☐ 101°.....**NCO**

CENTER OF GRAVITY ⑤ Measure from front of back post at the seat tube to the center of the rear axle. If no center of gravity is selected, chair will ship with the center of gravity in the rearward-most position.

- ZCOG1 ☐ 0" ☐ .25" ☐ .5" ☐ .75" ☐ 1" ☐ 1.25" ☐ 1.5" ☐ 1.75" ☐ 2" ☐ 2.25" ☐ 2.5" ☐ 2.75"
☐ 3" ☐ 3.25" ☐ 3.5" ☐ 3.75" ☐ 4" ☐ 4.25" ☐ 4.5" ☐ 4.75" ☐ 5" ☐ 5.25" ☐ 5.5" ☐ 5.75"
☐ 6".....**STD**

CAMBER ⑥/CAMBER TUBES

- ZCBR1 ☐ 0° ☐ 2° ☐ 4° ☐ 6° ☐ 8° ☐ 12° (More than 0° of Camber ⑥ is not available with the Power Adaptable Frame. More than 6° of Camber ⑥ is not available with Zero Play Aluminum Camber Plugs or Carbon Fiber Camber Tube.).....**STD**
 ZCBR15 ☐ Aluminum Camber Tube.....**STD**
 ZCBR3 ☐ Titanium Camber Tube (Not available with Power Adaptable Frame.).....**\$190**
 ZCBR6 ☐ Carbon Fiber Camber Tube (Not available with Power Adaptable Frame or more than 6° of Camber ⑥.).....**\$190**

REAR WHEEL SPACING ⑦ /PLUGS Measure from outside of seat back post to inside of rear tire. 3/4" Rear Wheel Spacing not available with 0° or 2° Camber ⑥.

- ZRWS1 ☐ .75" ☐ 1" ☐ 1.25" ☐ 1.5" ☐ 1.75" ☐ 2".....**STD**
 ZCBR12 ☐ Adjustable Rear Wheel Spacing Camber Plugs (Not available with Power Adaptable Frame.).....**STD**
 ZCBR9 ☐ Additional Spacers to Increase Rear Wheel Spacing.....**NCO**
 ZCBR11 ☐ Zero Play Aluminum Camber Plugs (Not available with more than 6° of Camber ⑥ or Power Adaptable Frame.).....**NCO**

CUSTOM CONFIGURATION OPTIONS

FRONT WHEELS

ZFW24 <input type="checkbox"/> 3"x1.5" LiteSpeed Billet Aluminum Wheel w/Soft Roll Tire <input type="checkbox"/> Silver Hub OR <input type="checkbox"/> Black Hub	\$180
ZFW14 <input type="checkbox"/> 4"x.75" Plastic Wheel w/Poly Tire (Not available with Slipstream Fork, Glide™ Single-Sided Fork, Heavy Duty or Power Adaptable Frame.).....	NCO
ZFW3 <input type="checkbox"/> 4"x.75" Light-Up Micro-Caster (Not available with Slipstream Fork, Glide™ Single-Sided Fork, Heavy Duty or Power Adaptable Frame.).....	\$75
ZFW25 <input type="checkbox"/> 4"x.75" LiteSpeed Billet Aluminum Wheel w/Poly Tire <input type="checkbox"/> Silver Hub OR <input type="checkbox"/> Black Hub.....	\$140
ZFW26 <input type="checkbox"/> 4"x1.5" LiteSpeed Plastic Wheel w/Soft Roll Tire (Not available with Power Assist, Power Add-on System or Heavy Duty Frame.).....	\$90
ZFW27 <input type="checkbox"/> 4"x1.5" LiteSpeed Billet Aluminum Wheel w/Soft Roll Tire <input type="checkbox"/> Silver Hub OR <input type="checkbox"/> Black Hub.....	\$190
ZFW6 <input type="checkbox"/> 5"x1" Plastic Wheel w/Poly Tire (Not available with 90° Front Angle Ⓛ , Slipstream Fork, Glide™ Single-Sided Fork, Heavy Duty or Power Adaptable Frame.).....	NCO
ZFW28 <input type="checkbox"/> 5"x1.5" LiteSpeed Plastic Wheel w/Soft Roll Tire (Not available with Heavy Duty, Power Adaptable Frame, or 90° Front Angle Ⓛ .).....	\$90
ZFW29 <input type="checkbox"/> 5"x.75" LiteSpeed Billet Aluminum Wheel w/Poly Tire <input type="checkbox"/> Silver Hub OR <input type="checkbox"/> Black Hub (Not available with 90° Front Angle Ⓛ .).....	\$160
ZFW30 <input type="checkbox"/> 5"x1.5" LiteSpeed Billet Aluminum Wheel w/Soft Roll Tire <input type="checkbox"/> Silver Hub OR <input type="checkbox"/> Black Hub (Not available with 90° Front Angle Ⓛ .).....	\$205
ZFW9 <input type="checkbox"/> 6"x1" Plastic Wheel w/Poly Tire (Not available with Heavy Duty, Power Adaptable Frame or 85° or 90° Front Angle Ⓛ , Glide™ Single-Sided Fork or Slipstream Fork.).....	NCO
ZFW34 <input type="checkbox"/> 6"x1" LiteSpeed Billet Aluminum Wheel w/Poly Tire <input type="checkbox"/> Silver Hub OR <input type="checkbox"/> Black Hub (Not available with 85° or 90° Front Angle Ⓛ , Glide™ Single-Sided Fork or Slipstream Fork.).....	\$180
ZFW32 <input type="checkbox"/> 6"x1.5" LiteSpeed Plastic Wheel w/Soft Roll Tire (Not available with Heavy Duty, Power Adaptable Frame or 85° or 90° Front Angle Ⓛ , Glide™ Single-Sided Fork or Slipstream Fork.).....	\$95
ZFW33 <input type="checkbox"/> 6"x1.5" LiteSpeed Billet Aluminum Wheel w/Soft Roll Tire <input type="checkbox"/> Silver Hub OR <input type="checkbox"/> Black Hub (Not available with 85° or 90° Front Angle Ⓛ , Glide™ Single-Sided Fork or Slipstream Fork.).....	\$215

FRONT FORKS

ZFK1 <input type="checkbox"/> TiLite Standard Fork.....	STD
ZFK2 <input type="checkbox"/> TiLite Slipstream Single-Sided Fork (Not available with Heavy Duty Frame or Power Adaptable Frame.).....	\$165
ZGL1 <input type="checkbox"/> Out-Front Glide™ Suspension Fork (Black anodize only. Not available with Heavy Duty Frame).....	\$470 E1015
Rider's Weight: <input type="checkbox"/> 125 lbs. <input type="checkbox"/> 125-180 lbs. <input type="checkbox"/> 180-265 lbs.	
ZGL2 <input type="checkbox"/> Out-Front Glide™ Single-Sided Suspension Fork (Black anodize only. Not available with 6" Front Wheels or Heavy Duty Frame).....	\$605 E1015
Rider's Weight: <input type="checkbox"/> 125 lbs. <input type="checkbox"/> 125-180 lbs. <input type="checkbox"/> 180-265 lbs.	
ZTFS1 <input type="checkbox"/> Titanium Fork Stem.....	\$55

STANDARD REAR WHEELS (See Rear Seat Height Ranges Chart on Page 3 for Rear Seat Height **Ⓛ** limitations.)

ZRW14 TiLite SHADOW™.....	STD
<input type="checkbox"/> 20"(451)	
<input type="checkbox"/> 22"(501)	
<input type="checkbox"/> 24"(540)	
<input type="checkbox"/> 25"(559) (Requires 15" minimum Seat Depth Ⓛ .)	
<input type="checkbox"/> 26"(590) (Requires 15" minimum Seat Depth Ⓛ .)	

PERFORMANCE REAR WHEELS (See Rear Seat Height Ranges Chart on Page 3 for Rear Seat Height **Ⓛ** limitations.)

ZRW7 Spinergy SPOX <input type="checkbox"/> Black <input type="checkbox"/> Red <input type="checkbox"/> Yellow <input type="checkbox"/> Blue <input type="checkbox"/> White	\$820
<input type="checkbox"/> 22"(501) - Std. Hub	
<input type="checkbox"/> 24"(540) - Std. Hub	
<input type="checkbox"/> 25"(559) - Std. Hub (Requires 15" minimum Seat Depth Ⓛ .)	
<input type="checkbox"/> 26"(590) - Sport Hub (Requires 15" minimum Seat Depth Ⓛ . Not available with Quad Release Axles.)	
ZRW8 Spinergy LX <input type="checkbox"/> Black <input type="checkbox"/> Red <input type="checkbox"/> Yellow <input type="checkbox"/> Blue <input type="checkbox"/> White <input type="checkbox"/> Go Green <input type="checkbox"/> Bright Orange <input type="checkbox"/> Flamingo Pink.....	\$1,025
<input type="checkbox"/> 22"(501) - Std. Hub	
<input type="checkbox"/> 24"(540) - Std. Hub	
<input type="checkbox"/> 25"(559) - Std. Hub (Requires 15" minimum Seat Depth Ⓛ .)	
<input type="checkbox"/> 26"(590) - Sport Hub (Requires 15" minimum Seat Depth Ⓛ . Not available with Quad Release Axles.)	
ZRW16 Spinergy Carbon Blade (Not available with Heavy Duty Frame, Natural-Fit or Natural-Fit LT with Standard Grip or Super Grip.).....	\$1,435
<input type="checkbox"/> 24"(540)	
<input type="checkbox"/> 25"(559) (Requires 15" minimum Seat Depth Ⓛ .)	
ZRW17 X-Core Mag (Not available with Heavy Duty Frame, Short Tabs, Quad Release Axles, Spoke Guards or Omit Handrims Option. Requires Aluminum Sliver Anodized Handrims.)	\$55
<input type="checkbox"/> 20"(451)	
<input type="checkbox"/> 22"(501)	
<input type="checkbox"/> 24"(540)	

AXLES

ZAXL1 <input type="checkbox"/> Stainless Quick Release.....	STD
ZAXL2 <input type="checkbox"/> Titanium Quick Release.....	\$245
ZAXL3 <input type="checkbox"/> Quad Release (Not available with Mag or 26"(590) Spinergy Spox or LX Rear Wheels.).....	\$150

PNEUMATIC REAR TIRES

ZRTR1 <input type="checkbox"/> Treaded (Not available with 25"(559) Rear Wheels. 20" (451) Mag Wheels require Airless Inserts.).....	STD
Z2RTR2 <input type="checkbox"/> Airless Inserts.....	\$90 E2213
ZRTR3 <input type="checkbox"/> 25"(559) Primo Treaded (Standard with 25"(559) Rear Wheels.).....	STD
ZRTR4 <input type="checkbox"/> Primo (Not available with Mag Rear Wheels.).....	NCO
ZRTR8 <input type="checkbox"/> 24"(540), 25"(559) and 26"(590) Schwalbe® Marathon Plus Evolution (Not available with Mag Rear Wheels.).....	\$135
ZRTR9 <input type="checkbox"/> 24"(540) and 25"(559) Schwalbe® Slick Tires (Not available with Mag Rear Wheels.).....	\$140
ZRTR24 <input type="checkbox"/> 24" Kenda Kobra Knobby Tires.....	\$80

CUSTOM CONFIGURATION OPTIONS

SOLID REAR TIRES

ZRTR22 <input type="checkbox"/> 20"(451), 22"(501), and 24"(540) Primo Express.....	\$105
ZRTR23 <input type="checkbox"/> 24"(540) and 25"(559) Primo Active.....	\$130

HANDRIMS

Handrims by OUT-FRONT®

ZRIM1 <input type="checkbox"/> Aluminum – Silver Anodized.....	STD
ZRIM21 <input type="checkbox"/> Aluminum – Black Anodized (Not available with Mag or 20"(451) Rear Wheels.).....	NCO
ZRIM12 <input type="checkbox"/> Titanium – Satin Finish (Not available with Mag, 20"(451) or 22"(501) Rear Wheels, or 24"(540) Knobby tires.).....	\$445
The Natural-Fit® (Original, Larger Profile) (Not available with Mag or 20"(451) Rear Wheels.)	
ZRIM14 <input type="checkbox"/> Standard Grip (Not available with Short Tabs or Spinergy Carbon Blade Rear Wheels.).....	\$370
ZRIM15 <input type="checkbox"/> Super Grip (Not available with Short Tabs or Spinergy Carbon Blade Rear Wheels.).....	\$415
ZRIM16 <input type="checkbox"/> Without Thumb Grip.....	\$345
The Natural-Fit® LT (Reduced Weight, Smaller Profile) (Not available with Mag or 20"(451) Rear Wheels.)	
ZRIM17 <input type="checkbox"/> Standard Grip (Not available with Short Tabs or Spinergy Carbon Blade Rear Wheels.).....	\$400
ZRIM18 <input type="checkbox"/> Super Grip (Not available with Short Tabs or Spinergy Carbon Blade Rear Wheels.).....	\$455
ZRIM19 <input type="checkbox"/> Without Thumb Grip.....	\$375
ZRIM10 <input type="checkbox"/> The Surge (All-In-One Oval with Gription™ Strip, Larger Profile) (Not available with Mag or 20"(451) Rear Wheels.).....	\$385
ZRIM11 <input type="checkbox"/> The Surge LT (All-In-One Oval with Gription™ Strip, Smaller Profile) (Not available with Mag or 20"(451) Rear Wheels.).....	\$415
ZRIM20 <input type="checkbox"/> Q-Grip (Exclusive High-Friction, Anti-Slip Coating) (Not available with 20"(451) or Mag Rear Wheels.).....	\$325

Additional Handrim Options

ZRIM5 <input type="checkbox"/> Plastic Coated – Black (Not available with Mag Rear Wheels.).....	\$160
ZRIM6 <input type="checkbox"/> Projections - 8 Vertical Projections (Not available with 20" (451) 22"(501), 26"(590), Carbon Blade or Mag Rear Wheels.).....	\$355
ZRIM22 <input type="checkbox"/> Omit Handrims.....	NCO

Tab Length

ZRIM7 <input type="checkbox"/> Long Tabs.....	STD
ZRIM8 <input type="checkbox"/> Short Tabs (Not available with Mag Rear Wheels or The Natural-Fit® Handrims with Thumb Grip.).....	\$20

WHEEL LOCKS

Wheel Locks by OUT-FRONT®

ZWLK7 <input type="checkbox"/> Compact Composite Push to Lock (Available with .75" to 1.5" Rear Wheel Spacing ❶ only).....	NCO
ZWLK8 <input type="checkbox"/> Compact Composite Pull to Lock (Available with .75" to 1.5" Rear Wheel Spacing ❶ only).....	NCO
Z2WLK10 <input type="checkbox"/> Extension Handles for Compact Composite Push/Pull to Lock.....	\$80 E0961
ZWLK9 <input type="checkbox"/> Composite Scissor Lock.....	\$140

Additional Wheel Locks

ZWLK3 Uni-Lock Set At: <input type="checkbox"/> Push OR <input type="checkbox"/> Pull.....	\$160
ZWLK4 <input type="checkbox"/> Extension Handles for Uni-Lock.....	\$80 E0961

BACK UPHOLSTERY (Want more seating options? [Click here](#) to view the new TiLite Seating Order Form.)

ZBUP2 <input type="checkbox"/> Velcro Adjustable (Not available with Fold-Down Push Handles.).....	STD
Tension Adjustable by Straps (Required with Fold-Down Push Handles.)	
ZBUP3 <input type="checkbox"/> Padded Nylon.....	\$330 E2611
ZBUP5 <input type="checkbox"/> AIR Breathable Upholstery (Not available with Ultrasuede or NiteLite Backrest Stripe.).....	\$330 E2611
ZUPC3 Ultrasuede Backrest Stripe <input type="checkbox"/> Black <input type="checkbox"/> Sapphire <input type="checkbox"/> Red Pepper <input type="checkbox"/> Burnt Orange <input type="checkbox"/> Ultraviolet	
<input type="checkbox"/> NiteLite Reflective (Not available with AIR Breathable Back Upholstery.).....	\$100
ZBUP0 <input type="checkbox"/> Omit Back Upholstery.....	NCO

SEAT UPHOLSTERY

ZSUP1 <input type="checkbox"/> Tension Adjustable Bolt On (Not available with Tapered Seat ❶. Black only.).....	STD
Z2SUP7 <input type="checkbox"/> iSleeve™ Under Seat Smartphone Holder (Not available with 10" to 13" Rear Seat Width ❶ or Seat Depth ❸.).....	NCO
ZSUP2 <input type="checkbox"/> Tension Adjustable by Straps (Standard with Front Seat Width (Seat Taper) ❶ of 1.5" and 2.5". Not Available with Depth Adjustable Back/Frame. Black only.).....	\$165
ZSUP3 <input type="checkbox"/> G10 Solid Seat (Not available with 10" or 11" Rear Seat Width ❶.).....	\$275 E2231
ZSUP0 <input type="checkbox"/> Omit Seat Upholstery.....	NCO

SEAT CUSHION (Want more seating options? [Click here](#) to view the new TiLite Seating Order Form.)

ZCSH1 Foam Cushion <input type="checkbox"/> 2" <input type="checkbox"/> 3" <input type="checkbox"/> 4".....	\$110
---	-------

SIDE GUARDS

Z2SDG1 <input type="checkbox"/> Cloth (Not available with Ride Designs® Corbac™ back support.).....	\$95
---	------

Aluminum

ZSDG2 <input type="checkbox"/> Rigid Removable <input type="checkbox"/> Small OR <input type="checkbox"/> Std.....	\$190
ZSDG3 <input type="checkbox"/> Quad Removable w/Hole <input type="checkbox"/> Small OR <input type="checkbox"/> Std.....	\$205
ZSDG4 <input type="checkbox"/> Fold Down Rigid <input type="checkbox"/> Small OR <input type="checkbox"/> Std.....	\$325
ZSDG6 <input type="checkbox"/> Fendered Adjustable (Available with 24" and 25" Rear Wheels. Requires Rear Seat Height ❸ of 14.5" to 18.5".).....	\$325

Carbon Fiber (Not available with Depth Adjustable Back/Frame.)

ZSDG7 <input type="checkbox"/> Rigid Removable <input type="checkbox"/> Small OR <input type="checkbox"/> Std.....	\$300
ZSDG8 <input type="checkbox"/> Quad Removable w/Hole <input type="checkbox"/> Small OR <input type="checkbox"/> Std.....	\$310
ZSDG9 <input type="checkbox"/> Fold Down Rigid <input type="checkbox"/> Small OR <input type="checkbox"/> Std.....	\$445
ZSDG11 <input type="checkbox"/> Fendered Adjustable (Available with 24" and 25" Rear Wheels. Requires Rear Seat Height ❸ of 14.5" to 18.5".).....	\$545
ZSDG12 <input type="checkbox"/> Fendered Removable.....	\$440

Available on Aluminum and Carbon Fiber Non-Fendered Side Guards

ZSDG13 <input type="checkbox"/> Side Guards Custom Cut to Profile of Rear Wheels (Not available with Cloth.).....	\$305
---	-------

TiLite Z SERIES Order Form

Effective March 1, 2017 (New Items in Red)

MONO-TUBE RIGID FRAME

Page 7 of 7

CUSTOM CONFIGURATION OPTIONS

ARMRESTS (Desk Arms come with built-in Side Guards.)

ZARM1 Swing Away Tubular <input type="checkbox"/> 9" to 12" OR <input type="checkbox"/> 11" to 14" (Not available with Heavy Duty Frame or Height Adjustable Push Handles.).....	\$215	E0973
ZARM4 <input type="checkbox"/> Swing Away - Flip Back Tubular 9" to 12" (Not available with Heavy Duty Frame.).....	\$305	E0973
ZARM2 Removable Height Adjustable Desk Arm with Rigid Side Guard (Requires 14" minimum Seat Depth ②.).....	\$325	E0973
<input type="checkbox"/> 9" to 12" OR <input type="checkbox"/> 12" to 15"		
<input type="checkbox"/> Standard Length Pad (10") OR <input type="checkbox"/> Full Length Pad (14")		
ZARM3 Removable Height Adjustable Desk Arm with Rigid Side Guard and Transfer Loop (Requires 15" minimum Seat Depth ②.)....	\$360	E0973
<input type="checkbox"/> 9" to 12" OR <input type="checkbox"/> 12" to 15"		
<input type="checkbox"/> Standard Length Pad (10") OR <input type="checkbox"/> Full Length Pad (14")		

Available Armrest Option

ZARM5 <input type="checkbox"/> Covered in Black Ultrasuede (Not available with Desk Arms).....	\$105	
--	-------	--

SEAT BELTS

ZBLT1 <input type="checkbox"/> Velcro Adjustable, Black Nylon Webbing.....	\$50	E0978
ZBLT2 <input type="checkbox"/> Bodypoint® 2" Push-Button Buckle (Auto-Style.).....	\$95	E0978
ZBLT4 <input type="checkbox"/> Bodypoint® 1" Wide Push-Button Buckle Padded (Auto-Style.) (Not available with 19" or 20" Rear Seat Widths ①.).....	\$180	E0978
ZBLT5 <input type="checkbox"/> Bodypoint® 1.5" Wide Push-Button Buckle Padded (Auto-Style.) (Not available with 19" or 20" Rear Seat Widths ①.).....	\$170	E0978
ZBLT8 <input type="checkbox"/> Q'Straint® WC-19 Wheelchair-Anchored Pelvic Belt (Recommended for use with Transit Tie-Down. Not available with ZR).....	\$190	E0978
ZBLT10 <input type="checkbox"/> Bodypoint® Optional Band Clamp Mounting Hardware	\$20	K0108

CUSTOM CONFIGURATION OPTIONS

CALF STRAP

ZCLF2 Velcro Adjustable	\$35	K0038
<input type="checkbox"/> Xtra Small (Recommended for 6"- 9" Footrest Widths)		
<input type="checkbox"/> Small (Recommended for 9"- 12" Footrest Widths)		
<input type="checkbox"/> Medium (Recommended for 11"- 15" Footrest Widths)		
<input type="checkbox"/> Large (Recommended for 14"- 17" Footrest Widths)		
<input type="checkbox"/> Xtra Large (Recommended for 16"- 19" Footrest Widths)		
ZCLF3 Bodypoint® Padded Velcro Adjustable	\$100	K0038
<input type="checkbox"/> Small (Recommended for 8"- 11" Footrest Widths)		
<input type="checkbox"/> Medium (Recommended for 12"- 15" Footrest Widths)		
<input type="checkbox"/> Large (Recommended for 16"- 20" Footrest Widths)		
ZCLF1 <input type="checkbox"/> Buckle Adjustable, Black Nylon Webbing.....	\$25	K0038

BACKPACK

ZBCK3 <input type="checkbox"/> Black TiLite Backpack	\$90	
--	------	--

SEAT POUCH

ZPCH3 <input type="checkbox"/> Black TiLite Seat Pouch.....	\$55	
---	------	--

SPOKE GUARDS by SPOZEE.COM

ZGRD1 <input type="checkbox"/> Clear Lexan with TiMotion Logo (Not available with Mag Rear Wheels.).....	\$130	K0065
--	-------	-------

ANTI-TIPS

ZTIP1 <input type="checkbox"/> Rear Aluminum - Black.....	\$155	E0971
ZTIP2 <input type="checkbox"/> User Friendly Flip-up.....	\$325	E0971

ACCESSORIES

ZUEST1 Upper Extremity Support Tray <input type="checkbox"/> 12" to 14" OR <input type="checkbox"/> 13" to 15" Seat Widths ① (Requires Armrests.).....	\$280	E0950
ZLUG1 <input type="checkbox"/> Luggage Carriers.....	\$140	
ZGS1 <input type="checkbox"/> GRIP Solutions Lap Board.....	\$50	
ZMPCT2 Neoprene Impact Guards with Ultrasuede Stripe <input type="checkbox"/> Black <input type="checkbox"/> Sapphire <input type="checkbox"/> Red Pepper <input type="checkbox"/> Burnt Orange		
<input type="checkbox"/> Ultraviolet <input type="checkbox"/> TiLite NiteLite Neoprene Impact Guards with Reflective Stripe.....	\$100	
ZCH1 <input type="checkbox"/> Crutch Holder.....	\$215	E2207
ZAFP1 4" Logo Patch <input type="checkbox"/> Army <input type="checkbox"/> Navy <input type="checkbox"/> Air Force <input type="checkbox"/> Marines	\$100	

DESIGNS UNLIMITED

TiLite's Z Series offers more than 71 million different frame combinations! But sometimes even that's not enough. If you would like to customize your TiLite, check out the Designs Unlimited Studio at tilite.com. There you will find drawings and pricing for hundreds of creative solutions to customers' customization requests. We call these "D.U.'s." If you don't find the D.U. you're looking for, contact the TiLite Customer Service Team at 800.545.2266 or customerservice@tilite.com and we'll design a D.U. just for you. Designs Unlimited customization may add an additional 2 to 3 weeks to the ship time of your chair.

GENERAL

TiLite manufactures a wide variety of wheelchairs to meet the varied needs of wheelchair users. The final selection of a particular model, its options and accessories, and its measurements rests solely with the wheelchair user and advising healthcare professional. TiLite wheelchairs must be fitted by a qualified healthcare professional. HCPCS Codes are for reference purposes only. Actual coding and coverage varies by payer. Proper HCPCS coding is not a guarantee of payment. Please verify the appropriate payer's coverage policy.

Get the latest order forms at tilite.com. Prices, standard features, options and accessories are subject to change without notice. All rights reserved. Trademarks are identified by symbols™ and ®. TiLite, TiFit, the TiLite logo, Ti, the Ti logo, The Titanium Experts, and TiShaft are registered trademarks of TiSport, LLC and are licensed to TiLite, LLC. Adobe®, Acrobat®, Acrobat Professional® and Reader® are registered trademarks of Adobe Systems Inc. Bodypoint® is a registered trademark of Bodypoint Inc. Kenda® is a registered trademark of Kenda Rubber Industrial Co. Ltd. Ride Designs® and Corbac® are registered trademarks of Aspen Seating, LLC. ROHO®, Low Profile® and Quadro Select® are registered trademarks of ROHO Inc. Schwalbe® is a registered trademark of Ralf Bohle GmbH. Supracor®, Stimulite® and Corbee® are registered trademarks of Supracor, Inc. The Natural-Fit® and Out-Front® are registered trademarks of Three Rivers Holdings, LLC. Varilite® is a registered trademark of Cascade Designs, Inc. Q'Straint is a registered trademark of Valeda Company, LLC.

QUOTE THIS CHAIR

If you are using Adobe Acrobat, this order form may be converted into a quote request or into an order by clicking one of the buttons (this feature is available exclusively to TiLite dealers and distributors). A TiLite Quote or a TiLite Order Confirmation will be sent to you within 24 hours.

ORDER THIS CHAIR