

TiLite ZR Order Form

Effective February 1, 2015 (New Items in Red)

TITANIUM RIGID FRAME

Page 1 of 8

DEALER INFORMATION		RTS INFORMATION	
Dealer:	Account #:	RTS:	Phone:
PO:	Ordered By:	Email:	
Email:		SHIP TO INFORMATION	
Mark For:		Name:	Ship Via:
TiLite Sales Rep:		Address:	
TiLite Information:	Promo Code:	City:	State: Zip:
Ship Date:	Order #:	Phone:	Fax:

Please Email or Fax to the TiLite Customer Service Team at orders@tilite.com or 866.586.2413 / 509.586.2413



Satin TiLite ZR shown with Red Pepper Color Anodize Package and other available options.

FRAME STYLE



Z2FS1 ☐ **TiLite ZR** (Minimal Adjustability. 265 Pound Weight Limit. Weight Limit is restricted to 150 pounds on chairs with Rear Seat Width **A** and Seat Depth **B** from 10"x10" to 12"x12".).....\$3,295

TiLite Special Editions If selecting one of the TiLite Special Editions you must still fill out the entire order form. Edition options will override inconsistent selections. Options cannot be added or deleted.

Z2P2 ☐ SuperLite Edition

Z2FTR2 Titanium Open Loop Footrest\$225

Seat Back Type

Z2SB2 Folding Titanium Back.....\$225

Z2SB5 Carbon Fiber TiShaft™ Back Release Bar (Not available with Non-Folding, Fixed Height Titanium Back.).....\$65

OR

Z2SB15 Non-Folding, Fixed Height Titanium Back.....\$245

Z2CBB6 Carbon Fiber Camber Tube (Not available with a Power Adaptable Frame. When a Power Adaptable Frame is selected, an Aluminum Camber Tube will be used.).....\$175

Z2FK2 TiLite Slipstream Single-Sided Fork.....\$150

Z2TFS1 Titanium Fork Stem.....\$50

Retail: \$845-\$890

SuperLite Edition Price: \$755

Z2P5 ☐ **Black Edition** (Black Edition includes: Black Lava Frame Color, Black Anodize Package, LiteSpeed Front Wheels (Must Choose Front Wheel Size on Page 5), Carbon Fiber TiShaft™ Back Release Bar and TiLite Slipstream Single-Sided Fork.)\$950

Exclusive To The Black Edition

☐ Black on Black Tattoo

Black Lava Footrest

Carbon Fiber Backrest Stripe with Black TiLite Logo

Stainless Quick Release Axles with Black TiLite Tattoo



Z2HDR1 ☐ **Heavy Duty Frame (300 Pound Weight Limit. No charge when 20" Rear Seat Width **A** and 20" Seat Depth **B** are selected. Includes Tension Adjustable by Straps Back Upholstery. Requires Angle Adjustable Footrest, Folding Aluminum Adjustable Height Backrest, Aluminum Front Wheels, Shadow, Spinergy Spox or LX Rear Wheels. Not available w/ SuperLite or Carbon Fiber Camber Tube, Slipstream Fork, Velcro Adjustable Upholstery, Swing Away Tubular Armrest or Swing Away Flip Back Tubular Armrest.).....\$400**

Z2PWR1 ☐ **Power Adaptable Frame for Frank Mobility System (No charge when 20" Rear Seat Width **A** and 20" Seat Depth **B** are selected. Requires LiteSpeed Billet Aluminum Front Wheels and 0 degree camber.. Not available with Carbon Fiber or Titanium Camber Tubes, or Slipstream Forks.).....\$300**

Z2RFR1 ☐ **Reinforced Frame (No charge when Heavy Duty Frame or 20" Rear Seat Width **A** and 20" Seat Depth **B** are selected.) ..\$300**



THE ULTIMATE RIDE.®

tilite.com
2701 West Court Street | Pasco, Washington 99301
509.586.6117 Tel | 800.545.2266 Toll-Free
509.586.2413 Fax | 866.586.2413 Toll-Free Fax

THE TITANIUM EXPERTS.®

TiLite® OF00011_ZR_Series2_0215RevU

WHEELCHAIR TRANSPORT BRACKETS

(Please refer to the **ZR Transport Brackets Supplement** for important information regarding the Transit Options.)

Z2WTB ☐ Transport Bracket Option (Consists of four Tie-Down Brackets. Unoccupied Use Only.).....\$315

FRAME FINISHES

Natural Titanium

Z2FF1 ☐ SatinSTD

Z2SCBT1 ☐ Satin Finish Buffing Pads.....\$15

Z2FF2 ☐ Polished\$650

Z2FF3 ☐ Tattooed Titanium™ (Tattoos on front frame tubes. Frame finished in Satin. Click on the images below to view the Tattoos online.)..\$295

Z2FF31 ☐ The King of Rock

Z2FF32 ☐ Aloha



Z2FF33 ☐ Snow Leopard

Z2FF34 ☐ Wood Grain



High Gloss Paint

Z2FF8 ☐ Super Wet Black

Z2FF10 ☐ TiLite Red

Z2FF29 ☐ Neon Pink

Z2FF28 ☐ Neon Green

Metallic Paint

Z2FF14 ☐ Ocean Blue Metallic

Z2FF15 ☐ Tangerine Metallic

Z2FF16 ☐ Salsa Red Metallic

Z2FF30 ☐ Acid Green Metallic

Z2FF17 ☐ Midnight Blue Pearl

Z2FF18 ☐ White Pearl

Z2FF19 ☐ Black Lava

Z2FF20 ☐ Deep Blue Ice

Z2FF27 ☐ Titanium Grey

Matte Paint

Z2FF22 ☐ Ruby Red

Z2FF23 ☐ Azure Blue

Z2FF25 ☐ Electric PlumSTD

Candy Paint

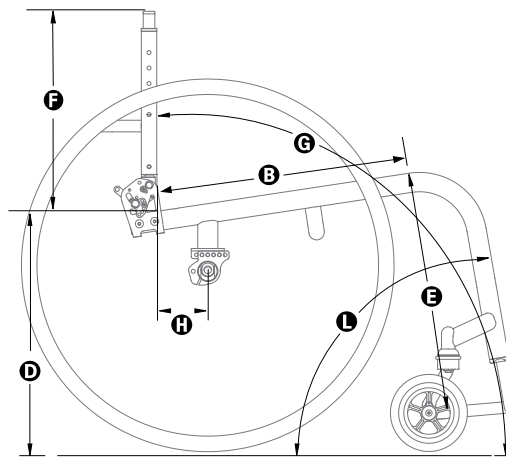
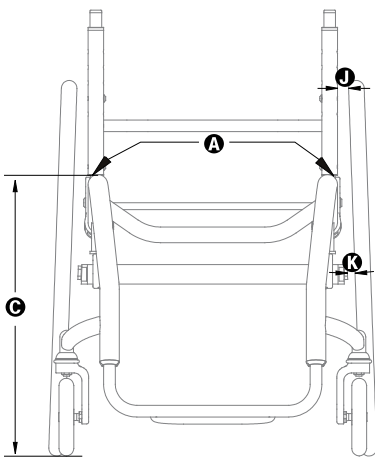
COLOR ANODIZE PACKAGE

(Color Anodize Package includes: Aluminum Camber Tube (Color Anodize not available with Power Adaptable Camber Tube), Camber Mount, Footrest Clamp, Caster Mount, Caster Fork, and Caster Cap. If no anodize color is selected, the default will be black.)

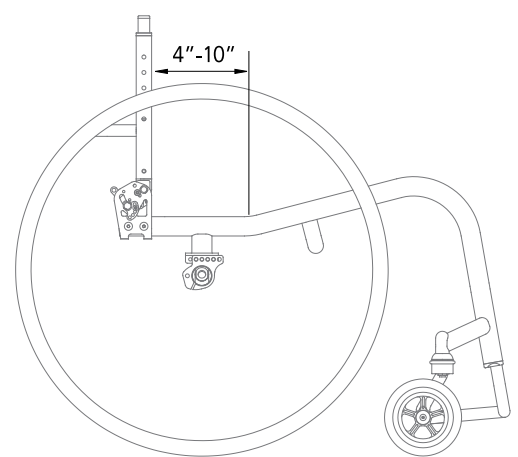
Z2ANO1 ☐ Black.....STD

Z2ANO5 ☐ Sapphire Z2ANO3 ☐ Red Pepper Z2ANO6 ☐ Burnt Orange Z2ANO7 ☐ Sub-Lime Z2ANO8 ☐ Ultraviolet\$150

TIFIT®: TAILORED INDIVIDUALIZED FRAME



ERGONOMIC SEAT



REAR SEAT WIDTH A Measure from outside of seat tube at back post to the outside of the opposite seat tube at back post.

Z2SW4 ☐ 10" ☐ 11" ☐ 12" ☐ 13" ☐ 14" ☐ 15" ☐ 16" ☐ 17" ☐ 18" ☐ 19".....STD

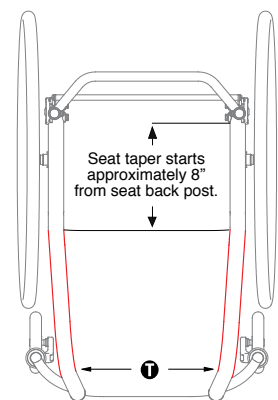
Z2SW2 ☐ 20".....\$450 E2201

FRONT SEAT WIDTH (SEAT TAPER) I Measure from inside of front frame tube to inside of opposite front frame tube. (Required with V-Front End V. Not Available with Standard Front End I.)

Z2FSW1 ☐ No Taper (2.5" Narrower than Rear Seat Width A.).....STD

Z2FSW3 ☐ 1.5" Taper (4" Narrower than Rear Seat Width A. Includes Tension Adjustable by Straps Seat Upholstery. Not available with 10" and 11" Seat Widths A.).....\$250

Z2FSW5 ☐ 2.5" Taper (5" Narrower than Rear Seat Width A. Includes Tension Adjustable by Straps Seat Upholstery. Not available with 10" to 14" Seat Widths A.).....\$250



TiFIT®: TAILORED INDIVIDUALIZED FRAME

SEAT DEPTH ⑥ Measure from front of back post to the front edge of seat sling. Front edge of seat sling will be at the beginning of the bend at front of chair frame, unless Glide™ or 90° Front Angle is ordered, in which case front edge of seat sling begins approximately 1" behind the bend.

Z2SD1 ☐ 10" ☐ 11" ☐ 12" ☐ 13" ☐ 14" ☐ 15" ☐ 16" ☐ 17" ☐ 18" ☐ 19".....**STD**
 Z2SD2 ☐ 20".....**\$475 E2203**
 Z2SD3 ☐ Custom Frame Depth: _____" Frame Depth Longer or Shorter Than Seat Depth (A Custom Frame Depth of 20" is \$475.).....**NCO**

ERGONOMIC SEAT Measure from front of back post to beginning of upward bend of seat tube. **See Ergonomic Seat diagram on Page 2.** (Not available with Tension Adjustable Bolt On Seat Upholstery or G10 Solid Seat.)

Z2ERG1 ☐ 4" ☐ 5" ☐ 6" ☐ 7" ☐ 8" ☐ 9" ☐ 10"**\$300**

FRONT SEAT HEIGHT ⑦ Measure from floor to top of seat tube at beginning of bend.

Z2FSH1 ☐ 16" ☐ 16.5" ☐ 17" ☐ 17.5" ☐ 18" ☐ 18.5" ☐ 19" ☐ 19.5" ☐ 20" ☐ 20.5" ☐ 21".....**STD**

REAR SEAT HEIGHT ⑧ Measure from floor to top of seat tube at back post.

REAR SEAT HEIGHT RANGES

Rear Wheel Size	Rear Seat Heights ⑧				
20"	12.5" - 20"				
22"	14.0" - 20"	Z2RSH1 <input type="checkbox"/> 12.5"	<input type="checkbox"/> 13"	<input type="checkbox"/> 13.5"	<input type="checkbox"/> 14"
24"	14.5" - 20"	<input type="checkbox"/> 14.5"	<input type="checkbox"/> 15"	<input type="checkbox"/> 15.5"	<input type="checkbox"/> 16"
25"	14.5" - 20"	<input type="checkbox"/> 16.5"	<input type="checkbox"/> 17"	<input type="checkbox"/> 17.5"	<input type="checkbox"/> 18"
26"	15.5" - 20"	<input type="checkbox"/> 18.5"	<input type="checkbox"/> 19"	<input type="checkbox"/> 19.5"	<input type="checkbox"/> 20"..... STD

FRONT ANGLE ⑨ Measure from frame front to floor.

Z2FA1 ☐ 70° ☐ 75° ☐ 80° ☐ 85° (Not available with 6" Front Wheels.) ☐ 90° (Not available with 5" or 6" Front Wheels.).....**STD**

SEAT TO FOOTREST ⑩/FOOTRESTS Measure from front edge of seat sling to top rear of footrest.

Standard Footrests Measurement must be at least 2" shorter than Front Seat Height ⑦.

☐ 13.5" ☐ 14" ☐ 14.5" ☐ 15" ☐ 15.5" ☐ 16" ☐ 16.5" ☐ 17" ☐ 17.5" ☐ 18" ☐ 18.5" ☐ 19"
 Z2FTR3 ☐ Angle Adjustable Footrest**STD**
 Z2FTR1 ☐ Titanium Footrest w/Flat ABS Cover (Not available with Heavy Duty Frame.).....**\$175**
 Z2FTR2 ☐ Titanium Open Loop Footrest (Not available with Heavy Duty Frame.).....**\$225**
 Z2FTR12 ☐ Flip-Back Footrest (Not available with 10" or 11" Rear Seat Width ④, Heavy Duty Frame, ABS Cover w/ 2" Sides or Front Roller.).....**\$195 K0040, K0037**

High Mount Footrest

☐ 7"-9" ☐ 9"-11" ☐ 11"-13" Set at: _____ (Use 1/2" increments)

Z2FTR4 ☐ Angle Adjustable High Mount Footrest.....**\$85 K0040, K0037**
 Z2FTR14 ☐ **ABS Cover w/2" Sides** (Not available with Flip-Back Footrest or chairs with a 10" or 11" Rear Seat Width ④.).....**\$95 K0041**

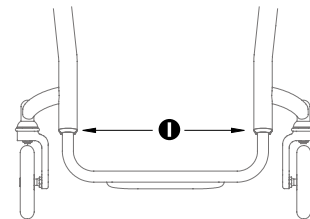
FOOTREST WIDTH ⑪ or ⑫ You must select a V-Front End if a Seat Taper ⑬ is selected on page 3.

Z2FE1 **STANDARD FRONT END ⑪** Find your Rear Seat Width ④ in the Chart below and select one of the options to the right.

Measure from inside of front frame tube to inside of opposite front frame tube.....**STD**

REAR SEAT WIDTH ④ (Outside Measurement)	FOOTREST WIDTH ⑪		
	No Taper (2.5" Narrower than Rear Seat Width)	1.5" Taper (4" Narrower than Rear Seat Width)	3.5" Taper (6" Narrower than Rear Seat Width)
10"	<input type="checkbox"/> 7.5"		
11"	<input type="checkbox"/> 8.5"		
12"	<input type="checkbox"/> 9.5"	<input type="checkbox"/> 8"	
13"	<input type="checkbox"/> 10.5"	<input type="checkbox"/> 9"	
14"	<input type="checkbox"/> 11.5"	<input type="checkbox"/> 10"	
15"	<input type="checkbox"/> 12.5"	<input type="checkbox"/> 11"	<input type="checkbox"/> 9"
16"	<input type="checkbox"/> 13.5"	<input type="checkbox"/> 12"	<input type="checkbox"/> 10"
17"	<input type="checkbox"/> 14.5"	<input type="checkbox"/> 13"	<input type="checkbox"/> 11"
18"	<input type="checkbox"/> 15.5"	<input type="checkbox"/> 14"	<input type="checkbox"/> 12"
19"	<input type="checkbox"/> 16.5"	<input type="checkbox"/> 15"	<input type="checkbox"/> 13"
20"	<input type="checkbox"/> 17.5"	<input type="checkbox"/> 16"	<input type="checkbox"/> 14"

OR

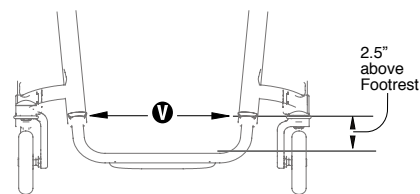


TIFIT®: TAILORED INDIVIDUALIZED FRAME

Z2FE2 V-FRONT END ① Measure from inside of front frame tube to inside of opposite front frame tube 2-1/2" above footrest. (Option required with Tapered Seat Width. Titanium Footrests have 1" of adjustment up and down.)..... **\$250**

☐ **NO V-Front Taper** (Required when both Heavy Duty Frame and Seat Taper ① are selected.)

☐ 7" ☐ 7.5" ☐ 8" ☐ 8.5" ☐ 9" ☐ 9.5"
☐ 10" ☐ 10.5" ☐ 11" ☐ 11.5" ☐ 12" ☐ 12.5"
☐ 13" ☐ 13.5" ☐ 14" ☐ 14.5" ☐ 15" ☐ 15.5"
☐ 16" ☐ 16.5" ☐ 17"



SEAT BACK TYPE/PUSH HANDLES/SEAT BACK HEIGHT ② Measure from top of back post to top of seat tube at rear of frame.

SEAT BACK TYPE

Z2SB1 ☐ Folding Aluminum Adjustable Height (Required for Heavy Duty Frame.)..... **NCO**

Z2SB2 ☐ Folding Titanium Adjustable Height with New Rounded Rigidizer Bar (Titanium back will match Frame Finish. Not available with Bolt-On Push Handles.)..... **\$225**

Z2SB15 ☐ Non-Folding, Fixed Height Titanium with New Rounded Rigidizer Bar (Not available with Transport Brackets. Titanium back will match Frame Finish.)..... **\$245**

TISHAFT™ BACK RELEASE BARS (Not available with Non-Folding, Fixed Height Titanium Back.)

Z2SB3 ☐ Aluminum..... **STD**

Z2SB4 ☐ Titanium..... **\$65**

Z2SB5 ☐ Carbon Fiber..... **\$65**

PUSH HANDLES

Z2SB6 ☐ Integrated Push Handles (Not available with Non-Folding, Fixed Height Titanium Back.)..... **NCO**

Z2SB7 ☐ Integrated Fold-Down Push Handles (Requires Tension Adjustable by Straps Back Upholstery. Not available with Non-Folding, Fixed Height Titanium Back.)..... **\$100**

Z2SB8 ☐ Bolt-On Push Handles (Includes 4" Deep Backrest Rigidizer Bar. Not available with Ti Back.)..... **\$175**

Z2SB9 ☐ Bolt-On Height-Adjustable Push Handles (Includes 4" Deep Backrest Rigidizer Bar. Not available with Ti Back.)..... **\$295**

SEAT BACK HEIGHT ③

FOLDING BACKREST

Push Handles (Selected Above)	Short	Medium	Tall	Set at: (Use 1/2" increments)
None / Bolt-On	<input type="checkbox"/> 8.5"- 11.5"	<input type="checkbox"/> 12"- 16.5"	<input type="checkbox"/> 16.5"- 20.5"	Set at: _____
Integrated	<input type="checkbox"/> 10.5"- 12.5"	<input type="checkbox"/> 13.5"- 16.5"	<input type="checkbox"/> 17.5"- 20.5"	Set at: _____
Integrated Fold-Down	<input type="checkbox"/> 13"- 15"	<input type="checkbox"/> 14.5"- 18.5"	<input type="checkbox"/> 18.5"- 21"	Set at: _____

Z2SB15 NON-FOLDING, FIXED-HEIGHT TITANIUM SEAT BACK (Titanium back will match Frame Finish. Required for Fixed Side Guards. Not available with Swing Away Tubular or Swing Away - Flip Back Tubular Armrests and Integrated Push Handles, Integrated Fold-Down Push Handles or Bolt-On Height Adjustable Push Handles.)

☐ 8" ☐ 8.5" ☐ 9" ☐ 9.5" ☐ 10" ☐ 10.5" ☐ 11" ☐ 11.5" ☐ 12" ☐ 12.5"
☐ 13" ☐ 13.5" ☐ 14" ☐ 14.5" ☐ 15" ☐ 15.5" ☐ 16" ☐ 16.5" ☐ 17" ☐ 17.5"
☐ 18" ☐ 18.5" ☐ 19" ☐ 19.5" ☐ 20"

AVAILABLE ON ALL BACKS

Z2SB11 ☐ Seat Back that Locks when Folded (Not available with Ergonomic Seat.)..... **NCO**

Z2SB12 ☐ 4" Deep Backrest Rigidizer Bar (Required for Heavy Duty Frame. Available with Aluminum and Titanium backrest option. 4" Deep Rigidizer Bar is NOT a rounded style rigidizer bar.)..... **NCO**

Z2SB13 ☐ Custom Height Backrest Rigidizer Bar (The Standard Rigidizer Bar height is 5" above the Seat Sling for a short, 6" for a medium and 10" for a tall. Custom Height Rigidizer Bar must be at least 4-1/2" above Seat Sling. Maximum Height is 3" less than Lowest Seat Back Height without push handles.)..... **\$150**
Set at: _____ (Use 1/4" increments)

SEAT BACK ANGLE ④ Measure angle from front of back post to floor.

Z2SBA2 ☐ **Folding Back**

☐ 80° ☐ 83° ☐ 86° ☐ 89° ☐ 92° ☐ 95° ☐ 98° ☐ 101°..... **NCO**

Z2SBA3 ☐ **Non-Folding Back**

☐ 80° ☐ 81° ☐ 82° ☐ 83° ☐ 84° ☐ 85° ☐ 86° ☐ 87° ☐ 88° ☐ 89° ☐ 90° ☐ 91°
☐ 92° ☐ 93° ☐ 94° ☐ 95° ☐ 96° ☐ 97° ☐ 98° ☐ 99° ☐ 100° ☐ 101°..... **NCO**

CENTER OF GRAVITY ⑤ Measure from front of back post at the seat tube to the center of the rear axle. If no center of gravity is selected, chair will ship with the center of gravity in the rearward-most position.

Z2COG1 ☐ 0" ☐ .25" ☐ .5" ☐ .75" ☐ 1" ☐ 1.25" ☐ 1.5" ☐ 1.75" ☐ 2" ☐ 2.25" ☐ 2.5" ☐ 2.75"
☐ 3" ☐ 3.25" ☐ 3.5" ☐ 3.75" ☐ 4" ☐ 4.25" ☐ 4.5" ☐ 4.75" ☐ 5" ☐ 5.25" ☐ 5.5" ☐ 5.75"
☐ 6"..... **STD**

REAR WHEEL SPACING ⑥ /PLUGS Measure from outside of seat back post to inside of rear tire. 3/4" Rear Wheel Spacing

not available with 0° or 2° Camber ⑦.

Z2RWS1 ☐ .75" ☐ 1" ☐ 1.25" ☐ 1.5" ☐ 1.75" ☐ 2"..... **STD**







Z2CBR12 ☐ Adjustable Rear Wheel Spacing Camber Plugs..... **STD**

Z2CBR9 ☐ Additional Spacers to Increase Rear Wheel Spacing..... **NCO**

Z2CBR11 ☐ Zero Play Aluminum Camber Plugs (Not available with more than 6° of Camber ⑦.)..... **NCO**


TIFIT®: TAILORED INDIVIDUALIZED FRAME

CAMBER /CAMBER TUBES

Z2CBR1	<input type="checkbox"/> 0° <input type="checkbox"/> 2° <input type="checkbox"/> 4° <input type="checkbox"/> 6° <input type="checkbox"/> 8° <input type="checkbox"/> 12°	(More than 0 degree of Camber  is not available with the Power Adaptable Frame.)	
		More than 6 degree of Camber  is not available with Zero Play Aluminum Camber Plugs or Carbon Fiber Camber Tube.)	STD
Z2CBR15	<input type="checkbox"/> Aluminum Camber Tube		STD
Z2CBR3	<input type="checkbox"/> Titanium Camber Tube	(Not available with Power Adaptable Frame.)	\$175
Z2CBR6	<input type="checkbox"/> Carbon Fiber Camber Tube	(Not available with Power Adaptable Frame or more than 6° of Camber  .)	\$175
Z2CBR13	<input type="checkbox"/> Camber for Additional Camber Tube <input type="checkbox"/> 0° <input type="checkbox"/> 2° <input type="checkbox"/> 4° <input type="checkbox"/> 6° <input type="checkbox"/> 8° <input type="checkbox"/> 12°	(More than 0 degree of Camber  is not available with the Power Adaptable Frame. More than 6 degree of Camber  is not available with Zero Play Aluminum Camber Plugs or Carbon Fiber Camber Tube.)	STD
Z2CBR5	<input type="checkbox"/> Additional Aluminum Camber Tube		\$100
Z2CBR4	<input type="checkbox"/> Additional Titanium Camber Tube	(Not available with Power Adaptable Frame.)	\$225
Z2CBR7	<input type="checkbox"/> Additional Carbon Fiber Camber Tube	(Not available with Power Adaptable Frame or more than 6° of Camber  .)	\$225

CUSTOM CONFIGURATION OPTIONS









FRONT WHEELS

Z2FW1	<input type="checkbox"/> 3"x.75" Micro-Caster	(Not available with Slipstream Fork, Glide™ Single-Sided Fork, Heavy Duty or Power Adaptable Frame.)	STD
Z2FW2	<input type="checkbox"/> 3"x.75" Light-Up Micro-Caster	(Not available with Slipstream Fork, Glide™ Single-Sided Fork, Heavy Duty or Power Adaptable Frame.)	\$70
Z2FW24	<input type="checkbox"/> 3"x1.5" LiteSpeed Billet Aluminum Wheel w/Soft Roll Tire <input type="checkbox"/> Silver Hub OR <input type="checkbox"/> Black Hub		\$165
Z2FW14	<input type="checkbox"/> 4"x.75" Plastic Wheel w/Poly Tire	(Not available with Slipstream Fork, Glide™ Single-Sided Fork, Heavy Duty or Power Adaptable Frame.)	NCO
Z2FW3	<input type="checkbox"/> 4"x.75" Light-Up Micro-Caster	(Not available with Slipstream Fork, Glide™ Single-Sided Fork, Heavy Duty or Power Adaptable Frame.)	\$70
Z2FW25	<input type="checkbox"/> 4"x.75" LiteSpeed Billet Aluminum Wheel w/Poly Tire <input type="checkbox"/> Silver Hub OR <input type="checkbox"/> Black Hub		\$125
Z2FW26	<input type="checkbox"/> 4"x1.5" LiteSpeed Plastic Wheel w/Soft Roll Tire	(Not available with Heavy Duty or Power Adaptable Frame.)	\$80
Z2FW27	<input type="checkbox"/> 4"x1.5" LiteSpeed Billet Aluminum Wheel w/Soft Roll Tire <input type="checkbox"/> Silver Hub OR <input type="checkbox"/> Black Hub		\$175
Z2FW6	<input type="checkbox"/> 5"x1" Plastic Wheel w/Poly Tire	(Not available with 90° Front Angle  , Slipstream Fork, Glide™ Single-Sided Fork, Heavy Duty or Power Adaptable Frame.)	NCO
Z2FW28	<input type="checkbox"/> 5"x1.5" LiteSpeed Plastic Wheel w/Soft Roll Tire	(Not available with Heavy Duty, Power Adaptable Frame, or 90° Front Angle  .)	\$80
Z2FW29	<input type="checkbox"/> 5"x.75" LiteSpeed Billet Aluminum Wheel w/Poly Tire <input type="checkbox"/> Silver Hub OR <input type="checkbox"/> Black Hub	(Not available with 90° Front Angle  .)	\$145
Z2FW30	<input type="checkbox"/> 5"x1.5" LiteSpeed Billet Aluminum Wheel w/Soft Roll Tire <input type="checkbox"/> Silver Hub OR <input type="checkbox"/> Black Hub	(Not available with 90° Front Angle  .)	\$185
Z2FW9	<input type="checkbox"/> 6"x1" Plastic Wheel w/Poly Tire	(Not available with Heavy Duty, Power Adaptable Frame or 85° or 90° Front Angle  , Glide™ Single-Sided Fork or Slipstream Fork.)	NCO
Z2FW34	<input type="checkbox"/> 6"x1" LiteSpeed Billet Aluminum Wheel w/Poly Tire <input type="checkbox"/> Silver Hub OR <input type="checkbox"/> Black Hub	(Not available with 85° or 90° Front Angle  , Glide™ Single-Sided Fork or Slipstream Fork.)	\$165
Z2FW31	<input type="checkbox"/> 6"x1.25" LiteSpeed Billet Aluminum Wheel w/Pneumatic Tire <input type="checkbox"/> Silver Hub OR <input type="checkbox"/> Black Hub	(Not available with 85° or 90° Front Angle  , Glide™ Single-Sided Fork or Slipstream Fork.)	\$165
Z2FW32	<input type="checkbox"/> 6"x1.5" LiteSpeed Plastic Wheel w/Soft Roll Tire	(Not available with Heavy Duty, Power Adaptable Frame or 85° or 90° Front Angle  , Glide™ Single-Sided Fork or Slipstream Fork.)	\$85
Z2FW33	<input type="checkbox"/> 6"x1.5" LiteSpeed Billet Aluminum Wheel w/Soft Roll Tire <input type="checkbox"/> Silver Hub OR <input type="checkbox"/> Black Hub	(Not available with 85° or 90° Front Angle  , Glide™ Single-Sided Fork or Slipstream Fork.)	\$195


FRONT FORKS

Z2FK1	<input type="checkbox"/> TiLite Standard Fork		STD
Z2FK2	<input type="checkbox"/> TiLite Slipstream Single-Sided Fork	(Not available w/ Heavy Duty Frame or Power Adaptable Frame.)	\$150
Z2GL1	<input type="checkbox"/> Out-Front Glide™ Suspension Fork	(Black anodize only. Not available with Heavy Duty Frame.)	\$425 E1015
	Rider's Weight: <input type="checkbox"/> 125 lbs <input type="checkbox"/> 125-180 lbs. <input type="checkbox"/> 180-265 lbs.		
Z2GL2	<input type="checkbox"/> Out-Front Glide™ Single-Sided Suspension Fork	(Black anodize only. Not available with 6" Front Wheels or Heavy Duty Frame.)	\$545 E1015
	Rider's Weight: <input type="checkbox"/> 125 lbs <input type="checkbox"/> 125-180 lbs. <input type="checkbox"/> 180-265 lbs.		
Z2TFS1	<input type="checkbox"/> Titanium Fork Stem		\$50

REAR WHEELS (See Rear Seat Height Ranges Chart on Page 3 for Rear Seat Height limitations.)

Z2RW14	TiLite SHADOW™		STD
	<input type="checkbox"/> 20"(451)		
	<input type="checkbox"/> 22"(501)		
	<input type="checkbox"/> 24"(540)		
	<input type="checkbox"/> 25"(559)	(Requires 15" minimum Seat Depth )	
	<input type="checkbox"/> 26"(590)	(Requires 15" minimum Seat Depth )	
Z2RW13	Golz TWIN-STAR Exchange	(Not available with Heavy Duty Frame.)	\$995
	<input type="checkbox"/> 24"(540)		
	<input type="checkbox"/> 25"(559)	(Requires 15" minimum Seat Depth )	
	<input type="checkbox"/> 26"(590)	(Requires 15" minimum Seat Depth )	
Z2RW7	Spinergy SPOX <input type="checkbox"/> Black <input type="checkbox"/> Red <input type="checkbox"/> Yellow <input type="checkbox"/> Blue <input type="checkbox"/> White		\$795
	<input type="checkbox"/> 22"(501) - Std. Hub		
	<input type="checkbox"/> 24"(540) - Std. Hub		
	<input type="checkbox"/> 25"(559) - Std. Hub	(Requires 15" minimum Seat Depth )	
	<input type="checkbox"/> 26"(590) - Sport Hub	(Requires 15" minimum Seat Depth  , Not available with Quad Release Axles.)	
Z2RW8	Spinergy LX <input type="checkbox"/> Black <input type="checkbox"/> Red <input type="checkbox"/> Yellow <input type="checkbox"/> Blue <input type="checkbox"/> White <input type="checkbox"/> Go Green <input type="checkbox"/> Bright Orange <input type="checkbox"/> Flamingo Pink		\$995
	<input type="checkbox"/> 22"(501) - Std. Hub		
	<input type="checkbox"/> 24"(540) - Std. Hub		
	<input type="checkbox"/> 25"(559) - Std. Hub	(Requires 15" minimum Seat Depth )	
	<input type="checkbox"/> 26"(590) - Sport Hub	(Requires 15" minimum Seat Depth  , Not available with Quad Release Axles.)	

CUSTOM CONFIGURATION OPTIONS

Z2RW15 Topolino CarbonCore (Not available with Heavy Duty Frame or Solid Treaded Tires.).....	\$1,195
<input type="checkbox"/> 24"(540)	
<input type="checkbox"/> 25"(559) (Requires 15" minimum Seat Depth )	
Z2RW11 Mag (Not available with Heavy Duty Frame, Short Tabs, Quad Release Axles or Spoke Guards.).....	\$50
<input type="checkbox"/> 22"(501)	
<input type="checkbox"/> 24"(540)	

AXLES

Z2AXL1 <input type="checkbox"/> Stainless Quick Release.....	STD
Z2AXL2 <input type="checkbox"/> Titanium Quick Release.....	\$225
Z2AXL3 <input type="checkbox"/> Quad Release (Not available with Mag, 26"(590) Spinergy Spox or LX Rear Wheels.).....	\$135

PNEUMATIC REAR TIRES

Z2RTR1 <input type="checkbox"/> Treaded (Not available with 25"(559) Rear Wheels.).....	STD	
Z2RTR2 <input type="checkbox"/> Airless Inserts (Not available with Topolino Rear Wheels.).....	\$80	E2213
Z2RTR3 <input type="checkbox"/> 25"(559) Primo Treaded (Standard with 25"(559) Rear Wheels.).....	STD	
Z2RTR4 <input type="checkbox"/> Primo (Not available with Mag Rear Wheels.).....	NCO	
Z2RTR16 <input type="checkbox"/> 20" Kenda® Grey High Pressure (110psi)	\$95	
Z2RTR5 24"(540), 25"(559) and 26"(590) Kenda® High Pressure (110psi) <input type="checkbox"/> Grey <input type="checkbox"/> Red <input type="checkbox"/> Blue.....	\$95	
Z2RTR6 <input type="checkbox"/> 24"(540) Grey Knobby (Available with Shadow Rear Wheels Only.).....	\$95	
Z2RTR7 <input type="checkbox"/> 26"(590) Black Knobby (Available with Shadow, Spinergy SPOX, or Spinergy LX Rear Wheels Only.).....	\$95	
Z2RTR8 <input type="checkbox"/> 24"(540), 25"(559) and 26"(590) Schwalbe® Marathon Plus Evolution (Not available with Mag Rear Wheels.).....	\$125	
Z2RTR9 <input type="checkbox"/> 24"(540) and 25"(559) Schwalbe® Slick Tires (Not available with Mag Rear Wheels.).....	\$125	

SOLID REAR TIRES

Z2RTR10 <input type="checkbox"/> 20"(451) Street Tread.....	\$65
Z2RTR11 <input type="checkbox"/> 22"(501) Pyramid.....	\$75
Z2RTR18 <input type="checkbox"/> 24"(540) and 25"(559) Herringbone Tread (Not available with Topolino Rear Wheels.).....	\$115
Z2RTR15 <input type="checkbox"/> 24"(540) and 25"(559) Treaded (Not available with Topolino Rear Wheels.).....	\$95

HANDRIMS

Handrims by OUT-FRONT®

Z2RIM1 <input type="checkbox"/> Aluminum – Silver Anodized.....	STD
Z2RIM21 <input type="checkbox"/> Aluminum – Black Anodized (Not available with Mag or 20"(451) Rear Wheels.).....	NCO
Z2RIM12 <input type="checkbox"/> Titanium – Satin Finish (Not available with Mag, 20"(451) or 22"(501) Rear Wheels, or 24"(540) Knobby tires.).....	\$400
The Natural-Fit® (Original, Larger Profile) (Not available with 22"(501) Mag or 20"(451) Rear Wheels.)	
Z2RIM14 <input type="checkbox"/> Standard Grip (Not available with Short Tabs.).....	\$350
Z2RIM15 <input type="checkbox"/> Super Grip (Not available with Short Tabs.).....	\$395
Z2RIM16 <input type="checkbox"/> Without Thumb Grip.....	\$325
The Natural-Fit® LT (Reduced Weight, Smaller Profile) (Not available with 22"(501) Mag or 20"(451) Rear Wheels.)	
Z2RIM17 <input type="checkbox"/> Standard Grip (Not available with Short Tabs.).....	\$380
Z2RIM18 <input type="checkbox"/> Super Grip (Not available with Short Tabs.).....	\$425
Z2RIM19 <input type="checkbox"/> Without Thumb Grip.....	\$355
Z2RIM10 <input type="checkbox"/> The Surge (All-In-One Oval with Gription™ Strip, Larger Profile) (Not available with 22"(501) Mag or 20"(451) Rear Wheels.).....	\$350
Z2RIM11 <input type="checkbox"/> The Surge LT (All-In-One Oval with Gription™ Strip, Smaller Profile) (Not available with 22"(501) Mag or 20"(451) Rear Wheels.).....	\$380
Z2RIM20 <input type="checkbox"/> Q-Grip (Exclusive High-Friction, Anti-Slip Coating) (Not available with 20"(451) or Mag Rear Wheels.).....	\$295

Additional Handrims



Z2RIM9 <input type="checkbox"/> Spinergy FlexRim (Available only on 24"(540) and 25"(559) Spinergy LX Rear Wheels. Please allow an additional 2-3 weeks delivery.).....	\$600
Z2RIM5 <input type="checkbox"/> Plastic Coated – (Black only).....	\$125
Z2RIM6 <input type="checkbox"/> Projections - 8 Vertical Projections (Not available with 20"(451), 22"(501), 26"(590) or Mag Rear Wheels.).....	\$325

Tab Length

Z2RIM7 <input type="checkbox"/> Long Tabs.....	STD
Z2RIM8 <input type="checkbox"/> Short Tabs (Not available with Mag or The Natural-Fit® Handrims with Thumb Grip.).....	\$20

WHEEL LOCKS

Wheel Locks by OUT-FRONT®

Z2WLK7 <input type="checkbox"/> Compact Composite Push to Lock (Available with .75" to 1.5" Rear Wheel Spacing  only).....	NCO	
Z2WLK8 <input type="checkbox"/> Compact Composite Pull to Lock (Available with .75" to 1.5" Rear Wheel Spacing  only).....	NCO	
Z2WLK10 <input type="checkbox"/> Extension Handles for Compact Composite Push/Pull to Lock.....	\$75	E0961
Z2WLK9 <input type="checkbox"/> Composite Scissor Lock.....	\$125	

Additional Wheel Locks

Z2WLK5 <input type="checkbox"/> Black Aluminum Scissor Lock.....	\$150	
Z2WLK3 Uni-Lock Set At: <input type="checkbox"/> Push OR <input type="checkbox"/> Pull.....	\$145	
Z2WLK4 <input type="checkbox"/> Extension Handles for Uni-Lock.....	\$75	E0961

CUSTOM CONFIGURATION OPTIONS

BACK UPHOLSTERY

Z2BUP2 <input type="checkbox"/> Velcro Adjustable (Not available with Fold-Down Push Handles.).....	STD	
Tension Adjustable by Straps (Required with Fold-Down Push Handles.)		
Z2BUP3 <input type="checkbox"/> Padded Nylon.....	\$300	E2611
Z2BUP5 <input type="checkbox"/> AIR Breathable Upholstery (Not available with Ultrasuede or NiteLite Backrest Stripe.).....	\$300	E2611
Z2UPC3 Ultrasuede Backrest Stripe <input type="checkbox"/> Black <input type="checkbox"/> Sapphire <input type="checkbox"/> Red Pepper <input type="checkbox"/> Burnt Orange <input type="checkbox"/> Sub-Lime		
<input type="checkbox"/> Ultraviolet <input type="checkbox"/> Espresso (Not available with AIR Breathable Back Upholstery.).....	\$90	
Z2UPC3 <input type="checkbox"/> TiLite NiteLite Reflective Backrest Stripe (Not available with AIR Breathable Back Upholstery.).....	\$90	
Z2BUP4 <input type="checkbox"/> Ride Designs® Corbac™ Adjustable Contour Back Support (Black Only. Not available with Fold-Down Push Handles. See Chart below.)	\$455	E2611
Z2BUP0 <input type="checkbox"/> Omit Back Upholstery.....	NCO	

SEAT UPHOLSTERY

Z2SUP1 <input type="checkbox"/> Tension Adjustable Bolt On (Not available with Ergonomic or Tapered Seat ❶. Black only.).....	STD	
Z2SUP7 iSleeve™ Under Seat Smartphone Holder (Not available with 10" to 13" Rear Seat Width ❶ or Seat Depth ❷.).....	STD	
Z2SUP2 <input type="checkbox"/> Tension Adjustable by Straps (Standard with Ergonomic Seat and Front Seat Width Seat Taper ❶ of 1.5" and 2.5". Black only.)...	\$150	
Z2SUP3 <input type="checkbox"/> G10 Solid Seat (Not available with 10" or 11" Rear Seat Width ❶ or Ergonomic Seat.).....	\$245	E2618
Z2SUP0 <input type="checkbox"/> Omit Seat Upholstery.....	NCO	

SEAT CUSHIONS

Z2CSH1 Foam Cushion <input type="checkbox"/> 2" <input type="checkbox"/> 3" <input type="checkbox"/> 4".....	\$99	
Z2CSH2 <input type="checkbox"/> StimuLITE® Sport (2" Black 12"x12" to 20"x 20") (Please allow an additional 2-3 weeks delivery. Black upholstery only.).....	\$525	E2603
Z2CSH3 <input type="checkbox"/> Corbee® (2" Black 6"x 6" to 16"x 16") (Please allow an additional 2-3 weeks delivery. Black upholstery only.).....	\$525	E2603
Z2CSH4 <input type="checkbox"/> ROHO® Low Profile® Quadtro Select® (Please allow an additional 2-3 weeks delivery. Black upholstery only.).....	\$525	E2624
Z2CSH6 <input type="checkbox"/> VARILITE® Evolution™ (Black only, see Chart below.).....	\$525	E2622
Z2CSH7 <input type="checkbox"/> VARILITE® Zoid™ (Black only, see Chart on Page 8.).....	\$525	E2622

VARILITE® SEAT CUSHION AVAILABILITY CHART

Seat Width ❶	VARILITE® Evolution™ VARILITE® Zoid™	
	Seat Depth ❷	
12"	14"	8", 12", 14"
13"	NONE	NONE
14"	14", 16", 18", 20"	14", 16", 18"
15"	15", 17"	15", 17"
16"	14", 16", 18", 20"	16", 18", 20"
17"	17"	17"
18"	16", 18", 20"	16", 18", 20"
19"	NONE	NONE
20"	16", 18", 20"	16", 18", 20"

CORBAC™ SEAT WIDTH/BACK HEIGHT AVAILABILITY CHART

Rear Seat Width ❶	Seat Back Height ❷
14"	13" - 15"
15"	13" - 16"
16"	14" - 16"
17"	14" - 16"
18"	14" - 16"

SIDE GUARDS

Z2SDG1 <input type="checkbox"/> Cloth (Not available with Ride Designs® Corbac™ back support.).....	\$85	
Aluminum		
Z2SDG2 <input type="checkbox"/> Rigid Removable <input type="checkbox"/> Small OR <input type="checkbox"/> Std.....	\$175	
Z2SDG3 <input type="checkbox"/> Quad Removable w/Hole <input type="checkbox"/> Small OR <input type="checkbox"/> Std	\$185	
Z2SDG4 <input type="checkbox"/> Fold Down Rigid <input type="checkbox"/> Small OR <input type="checkbox"/> Std (Not available with Ergonomic Seat.).....	\$295	
Z2SDG6 <input type="checkbox"/> Fendered Adjustable (Available with 24" and 25" Rear Wheels. Requires Rear Seat Height ❸ of 14.5" to 18.5".)	\$295	
Carbon Fiber		
Z2SDG7 <input type="checkbox"/> Rigid Removable <input type="checkbox"/> Small OR <input type="checkbox"/> Std.....	\$270	
Z2SDG8 <input type="checkbox"/> Quad Removable w/Hole <input type="checkbox"/> Small OR <input type="checkbox"/> Std.....	\$280	
Z2SDG9 <input type="checkbox"/> Fold Down Rigid <input type="checkbox"/> Small OR <input type="checkbox"/> Std (Not available with Ergonomic Seat.).....	\$400	
Z2SDG10 <input type="checkbox"/> Fixed (Requires Non-Folding Titanium Seat Back.).....	\$375	
Z2SDG11 <input type="checkbox"/> Fendered Adjustable (Available with 24" and 25" Rear Wheels. Requires Rear Seat Height ❸ of 14.5" to 18.5".).....	\$495	
Z2SDG12 <input type="checkbox"/> Fendered Removable.....	\$395	
Available on Aluminum and Carbon Fiber Non-Fendered Side Guards		
Z2SDG13 <input type="checkbox"/> Side Guards Custom Cut to Profile of Rear Wheels (Not available with Cloth.).....	\$275	

ARMRESTS

Z2ARM1 Swing Away Tubular <input type="checkbox"/> 9" to 12" OR <input type="checkbox"/> 11" to 14" (Not available with Heavy Duty Frame, Non-Folding, Fixed Height Titanium Seat Back or Height Adjustable Push Handles.).....	\$195	E0973
Z2ARM4 <input type="checkbox"/> Swing Away - Flip Back Tubular 9" to 12" (Not available with Heavy Duty Frame, Non-Folding, Fixed Height Titanium Seat Back.).....	\$275	E0973
Available on all Armrests		
Z2ARM5 <input type="checkbox"/> Covered in Black Ultrasuede.....	\$95	

SEAT BELTS

Z2BLT1 <input type="checkbox"/> Velcro Adjustable, Black Nylon Webbing.....	\$45	E0978
Z2BLT2 <input type="checkbox"/> Bodypoint® 2" Push-Button Buckle (Auto-Style.).....	\$85	E0978
Z2BLT4 <input type="checkbox"/> Bodypoint® 1" Wide Push-Button Buckle Padded (Auto-Style.) (Not available with 19" or 20" Rear Seat Widths ❶.).....	\$165	E0978
Z2BLT5 <input type="checkbox"/> Bodypoint® 1.5" Wide Push-Button Buckle Padded (Auto-Style.) (Not available with 19" or 20" Rear Seat Widths ❶.).....	\$155	E0978
Z2BLT6 <input type="checkbox"/> Bodypoint® 1.5" Wide Rehab Latch Buckle Padded (Airline-Style.) (Not available with 19" or 20" Rear Seat Widths ❶.).....	\$160	E0978
Z2BLT7 <input type="checkbox"/> Bodypoint® 1.5" Wide Plastic Side Release Padded (Not available with 19" or 20" Rear Seat Widths ❶.).....	\$120	E0978
Z2BLT9 <input type="checkbox"/> Bodypoint® Evoflex Pelvic Stabilizer.....	\$210	E0978
Z2BLT10 <input type="checkbox"/> Bodypoint® Optional Band Clamp Mounting Hardware	\$20	E0978

CUSTOM CONFIGURATION OPTIONS

CALF STRAP

Z2CLF2 Velcro Adjustable	\$35	K0038
❑ Xtra Small (Recommended for 6"- 9" Footrest Widths)		
❑ Small (Recommended for 9"- 12" Footrest Widths)		
❑ Medium (Recommended for 11"- 15" Footrest Widths)		
❑ Large (Recommended for 14"- 17" Footrest Widths)		
❑ Xtra Large (Recommended for 16"- 19" Footrest Widths)		
Z2CLF3 Bodypoint® Padded Velcro Adjustable	\$90	K0038
❑ Small (Recommended for 8"- 11" Footrest Widths)		
❑ Medium (Recommended for 12"- 15" Footrest Widths)		
❑ Large (Recommended for 16"- 20" Footrest Widths)		
Z2CLF1 ❑ Buckle Adjustable, Black Nylon Webbing.....	\$25	K0038

BACK PACK

Z2BCK1	Small - Black Nylon	\$50
Z2BCK2	Large - Black Nylon	\$65

SEAT POUCH

Z2PCH1 <input type="checkbox"/> Small - Black Nylon.....	\$40
Z2PCH2 <input type="checkbox"/> Large - Black Nylon.....	\$45

SPOKE GUARDS by SPOZEE.COM

Z2GRD1	Clear Lexan with TiMotion Logo (Not available with Mag Rear Wheels.)	\$115	K0065
Z2GRD2	Scooter Frog (Requires Shadow Rear Wheels.)	\$275	K0065
Z2GRD3	Color Spectrum (ROYGBIV) on Black (Requires Shadow Rear Wheels.)	\$275	K0065
ZRGRD4	Purple Party (Requires Shadow Rear Wheels.)	\$275	K0065

ANTI-TIPS

Z2TIP1 <input type="checkbox"/> Rear Aluminum - Black.....	\$140	E0971
Z2TIP2 <input type="checkbox"/> User Friendly Flip-up.....	\$295	E0971

ACCESSORIES

Z2UEST1 Upper Extremity Support Tray	<input type="checkbox"/> 12" to 14" OR <input type="checkbox"/> 13" to 15" Seat Widths A (Requires Armrests.)	\$250	E0950
Z2GS1 <input type="checkbox"/> GRIP Solutions Lap Tray		\$85	
Z2LUG1 <input type="checkbox"/> Luggage Carriers		\$125	
Z2MPCT2 Neoprene Impact Guards with Ultrasuede Stripe	<input type="checkbox"/> Black <input type="checkbox"/> Sapphire <input type="checkbox"/> Red Pepper <input type="checkbox"/> Burnt Orange <input type="checkbox"/> Sub-Lime <input type="checkbox"/> Ultraviolet <input type="checkbox"/> Espresso	\$90	
Z2MPCT2 <input type="checkbox"/> TiLite NiteLite Neoprene Impact Guards with Reflective Stripe		\$90	
Z2CAT1 <input type="checkbox"/> Catch-All		\$75	E2207
Z2CH1 <input type="checkbox"/> Crutch Holder		\$195	
Z2TIP5 <input type="checkbox"/> Front Roller (Requires that Seat to Footrest Measurement B be at least 3" shorter than Front Seat Height C . Not available w/ Titanium Flip-Back Footrest.)		\$95	
Z2HS1 <input type="checkbox"/> TiLite 9 Piece SAE Round Handle Folding Hex Key Set		\$25	
Z2AFP1 4" Logo Patch	<input type="checkbox"/> Army <input type="checkbox"/> Navy <input type="checkbox"/> Air Force <input type="checkbox"/> Marines	\$90	
Z2AFP2 Name Tape Patch	<input type="checkbox"/> Army <input type="checkbox"/> Navy <input type="checkbox"/> Air Force <input type="checkbox"/> Marines	\$90	
Z2AFP3 <input type="checkbox"/> Combat Wounded Purple Heart Patch		\$90	

DESIGNS UNLIMITED

TiLite's ZR offers more than 209 billion different frame combinations! But sometimes even that's not enough. If you would like to customize your TiLite, check out the Designs Unlimited Studio at [tilite.com](https://www.tilite.com). There you will find drawings and pricing for hundreds of creative solutions to customers' customization requests. We call these "D.U.'s." If you don't find the D.U. you're looking for, contact the TiLite Customer Service Team at 800.545.2266 or customerservice@tilite.com and we'll design a D.U. just for you. Designs Unlimited customization may add an additional 2 to 3 weeks to the ship time of your chair.

GENERAL

TiLite manufactures a wide variety of wheelchairs to meet the varied needs of wheelchair users. The final selection of a particular model, its options and accessories, and its measurements rests solely with the wheelchair user and advising healthcare professional. TiLite wheelchairs must be fitted by a qualified healthcare professional. HCPCS Codes are for reference purposes only. Actual coding and coverage varies by payer. Proper HCPCS coding is not a guarantee of payment. Please verify the appropriate payer's coverage policy.

Get the latest order forms at tilite.com. Prices, standard features, options and accessories are subject to change without notice. All rights reserved. Trademarks are identified by symbols™ and ®. TiLite, TiFit, the TiLite logo, Ti, the Ti logo, The Titanium Experts, and TiShaft are registered trademarks of TiSport, LLC and are licensed to TiLite, LLC. Adobe®, Acrobat®, Acrobat Professional® and Reader® are registered trademarks of Adobe Systems Inc. Bodypoint® is a registered trademark of Bodypoint Inc. Kenda® is a registered trademark of Kenda Rubber Industrial Co. Ltd. Ride Designs® and Corbac® are registered trademarks of Aspen Seating, LLC. ROHO®, Low Profile® and Quadro Select® are registered trademarks of ROHO Inc. Schwalbe® is a registered trademark of Ralf Bohle GmbH. Supracor®, Stimulite® and Corbee® are registered trademarks of Supracor, Inc. The Natural-Fit® and Out-Front® are registered trademarks of Three Rivers Holdings, LLC. Varilite® is a registered trademark of Cascade Designs, Inc.

QUOTE THIS CHAIR

If you are using Adobe Acrobat, this order form may be converted into a quote request or into an order by clicking one of the buttons (this feature is available exclusively to TiLite dealers and distributors). A TiLite Quote or a TiLite Order Confirmation will be sent to you within 24 hours.

ORDER THIS CHAIR