

Zippie Family

Album




**SUNRISE
MEDICAL®**

www.sunrisemedical.com

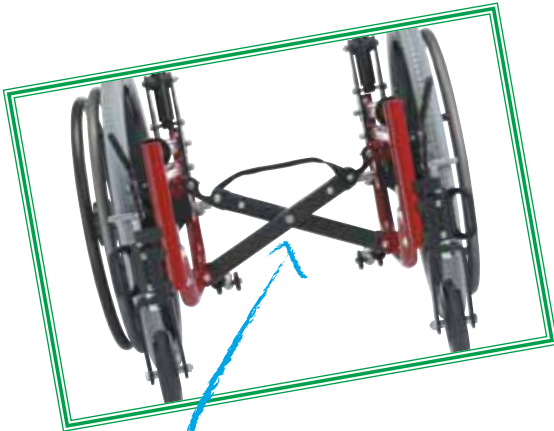


Why Zippie?

Bright, busy kids are exciting. Everything they do revolves around their independence and their ability to fit in and be part of the gang. When you think of Zippie think of all the children's activities associated with fun. Zippie products are designed to be simple to use and a reliable source of support for the active lifestyles of children. With a wide variety of options and accessories in all the colors of the rainbow, individual tastes are easily accommodated. Zippie supports the specific demands of each child, yet allows them to be as creative as they want to be and as independent as they can be. The Zippie Family of products offers you and your child clinical solutions that are more than just a little fun. The superior design increases functional mobility to always keep them going, and uncompromised quality ensures we never let them down.




Zippie Family Traits



Growable Crossbrace

Width-adjustable crossbraces feature up to 3" of growth capability built into one crossbrace



Width-Adjustable Strut Tube

Width-adjustable strut tube assembly makes growing the chair easy



One-Arm Drive

Precision engineered axle system allows kids to propel with just one hand, yet allows for easy folding


★ Multiple features and options to ensure the right "fit"

★ Common components mean less inventory and easier adjustment for changing needs

Transit Options

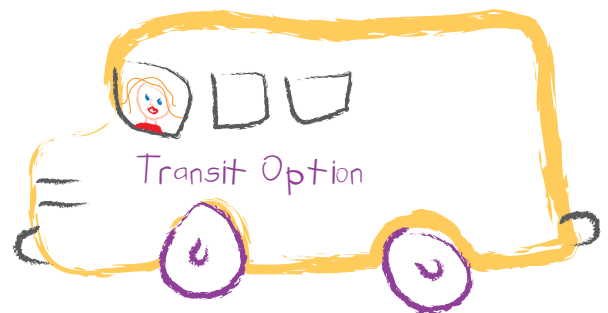


Rear transit attachment location



Front transit attachment location

Kids deserve mobility that doesn't compromise safety. That's why all Zippie wheelchairs with the transit option are tested for use as a seat in a motor vehicle.



The Quickie® Kidz

Rigid frame

- ★ Large wheels can be positioned in the front or the rear to help eager young hands get started
- ★ Width and depth adjustments allow the chair to grow with the rider
- ★ These and other changes to the chair set-up are easily made as the rider grows



Quickie Kidz Features



Reverse Wheel Configuration

Reversing the placement of the large wheel helps little arms in the early stages of development. As a child grows, this configuration is easily reversed back to the standard configuration

Adjustable-Depth Back

As the child grows, the backrest can be moved back along the frame.



Armrest Options

T Armrest



- ★ Standard and tall posts
- ★ Three height settings

Height-Adjustable Armrest



- ★ Peds, Kids and Adult Sizes
- ★ Desk and full length

Flip-Up Armrest



- ★ Simple flip-back operation
- ★ Multiple height positions

Locking, Flip-Back Armrest



- ★ Locking flip-back operation
- ★ Multiple height positions

Locking, Length-Adjustable, Flip-Up Armrest



- ★ Desk, full or foam pads
- ★ locking Flip-back operation
- ★ Multiple height and length adjustments

Footrest Hanger Options

Heavy-Duty, Front Mount, Lift-Off



- ★ 90°, 80° & 70° angles
- ★ 2 and 4 extensions

Swing-Away, Front Mount



- ★ 90°, 80° & 70° angles
- ★ 2 and 4 extensions

Swing-Away (extension tubes)



- ★ 70° & 60° angles
- ★ 3 extension tube lengths

Elevating Legrest



- ★ Kids 90° front mount style
- ★ Adult standard style

Footplates Options

Kids Angle-Adjustable Footplate



- ★ Rigid aluminum plate
- ★ Angle adjustable

Adult Angle-Adjustable Footplate



- ★ Oversized slotted aluminum plate
- ★ Angle adjustable

90° Footboard



- ★ Removable and depth adjustable
- ★ Angle adjustable

Aluminum Footplate



- ★ Depth adjustable
- ★ For use with elevating legrests

Flip-up Platform Footplate



- ★ Angle-adjustable
- ★ For use with std swing-aways

Backpost Options

Stroller Handles



- ★ 21" LOW
- ★ 23" MED
- ★ 25" HIGH

Swing-Away, Adjustable Stroller Handles




- ★ Adjusts in height
- ★ Folds in for storage

Removable Extension



- ★ Comfortable hand positions
- ★ Rigidizes back canes
- ★ Mounts upward or downward

Folding, Adjustable Rigidizer



- ★ Provides stability and also adjusts to accommodate seating systems

The Zippie® 2

Specifications

A. FRONT SEAT HEIGHT

CASTER FORK	5" LP POLY	6" POLY	6" PNEU	8" POLY	8" PNEU
MOUNTING HOLE	5 1/4" FORK	6" FORK	6" FORK	5 1/4" FORK	5 1/4" FORK
TOP	15 13/16"	17 1/16"	17 3/16"	n/a	n/a
BOTTOM	16 13/16"	18 1/16"	18 3/16"	18 1/16"	18 3/8"

* Quoted (calculated) Standard Fork Stem

B. REAR SEAT HEIGHT

REAR AXLE/ HOLE POSITION	20" PNEU	22" FP POLY	22" PNEU	24" LP POLY	24" HP CLINCHER	24" PNEU	24" KEVLAR
1 & 2	17 1/2"	18 1/8"	18 3/8"	18 5/8"	19"	19 1/8"	19 1/8"
2 & 3	16 3/8"	17"	17 1/4"	17 1/2"	17 7/8"	18"	18"
3 & 4	15 1/4"	15 7/8"	16 1/8"	16 3/8"	16 3/4"	16 7/8"	16 7/8"
4 & 5	14 1/8"	14 3/4"	15"	15 1/4"	15 5/8"	15 3/4"	15 3/4"

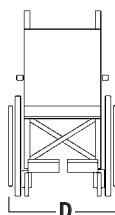
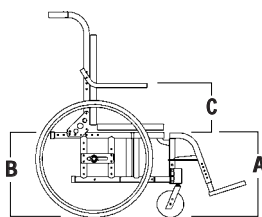
C. ARMREST HEIGHT

FLIP-UP	HEIGHT-ADJUSTABLE	ADJ. LOCKING FLIP-UP	FOOTREST LENGTH (NOT NOTED IN DIAGRAM)	
			SWING-AWAY	ELR/ALR
5 3/4" - 9 3/4"	6 1/2" - 11 1/2"	6 1/2" - 13"	6 1/4" - 12 1/4"	10" - 14 1/4"

D. OVERALL WIDTH (With Flip-Up Armrests)

FRAME WIDTH	12"	13"	14"	15"	16"	FOLDED
MAG/SPOKE WHEEL W/ ALUMINUM HANDRIMS	20"	21"	22"	23"	24"	12 1/2"

ZIPPIE 2
WEIGHT: 25 lbs. (without footrests)
WEIGHT CAPACITY: 150 lbs.
 ACTUAL MEASUREMENTS MAY VARY ACCORDING
 TO THE CHAIR CONFIGURATION AND ACCESSORIES.
 PLEASE CONSULT ORDER FORM FOR COMBINATIONS
 AND RESTRICTIONS. SPECIFICATIONS SUBJECT TO
 CHANGE WITHOUT NOTICE.



The Quickie® Kidz

Specifications

A. & B. SEAT HEIGHT— REGULAR FRAME (Standard configuration 8", 9", 10" seat depths)

REAR WHEEL & CASTER COMBINATION	FORK SIZE	AXLE POSITION*	A. FRONT SLING HEIGHT	B. REAR SLING HEIGHT
12"/3"	3 1/4"	3F	10 3/4"	9 3/4"
16"/3"	3 1/4"	2F	11 1/4"	10 1/2"
16"/5"	5 1/4"	4R	13"	12 1/2"
20"/3"	5 1/4" +3/4"	2R	14"	13 1/4"
20"/5"	5 1/4"	2R	14"	14 1/4"

*F=Forward R=Rearward

A. & B. SEAT HEIGHT— LONG FRAME (Standard configuration 11", 12", 13", 14" seat depths)

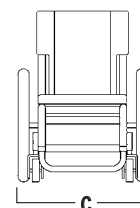
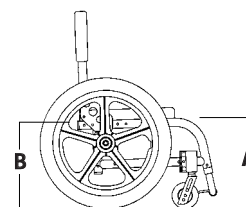
REAR WHEEL & CASTER COMBINATION	FORK SIZE	AXLE POSITION*	A. FRONT SLING HEIGHT	B. REAR SLING HEIGHT
12"/3"	3 1/4"	3F	10 3/4"	9 3/4"
16"/3"	3 1/4"	2F	11 1/4"	10 1/2"
16"/5"	5 1/4"	4R	13"	12 1/2"
20"/3"	5 1/4"	1R	13"	12"
20"/5"	5 1/4"	1R	14"	13"

*F=Forward R=Rearward

C. OVERALL WIDTH

FRAME WIDTH	10"	11"	12"	13"	14"
MAG WHEEL W/ ALUMINUM HANDRIMS	17"	18"	19"	20"	21"
SPOKE WHEEL W/ ALUMINUM HANDRIMS	18"	19"	20"	21"	22"

QUICKIE KIDZ
WEIGHT: 14 lbs.
WEIGHT CAPACITY: 150 lbs.
 ACTUAL MEASUREMENTS MAY VARY ACCORDING
 TO THE CHAIR CONFIGURATION AND ACCESSORIES.
 PLEASE CONSULT ORDER FORM FOR COMBINATIONS
 AND RESTRICTIONS. SPECIFICATIONS SUBJECT TO
 CHANGE WITHOUT NOTICE.





I Love My Zippie



**SUNRISE
MEDICAL®**

www.sunrisemedical.com

Sunrise Medical Inc.
7477 East Dry Creek Parkway
Longmont, CO 80503
303.218.4600
800.333.4000
800.236.3390 in Canada

©2005 Sunrise Medical Inc.
932062 Rev. D