

2023 Evaluation Form

EHDU12



Inseam Range: 13" - 21"

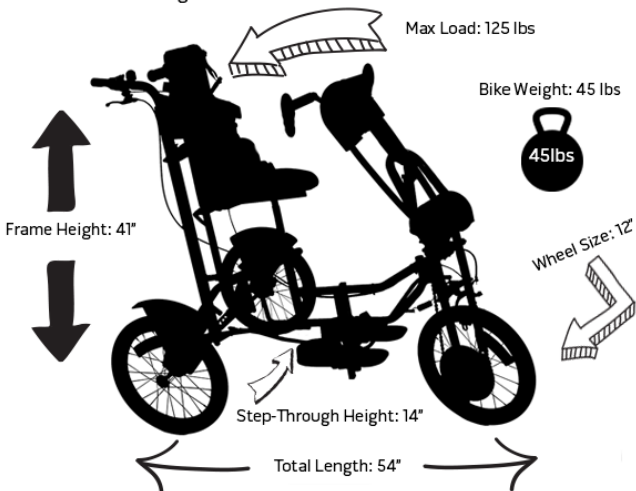
Arm Length Range: 16" - 24"

With the EHDU12, riders 4 to 8 years old will be introduced to all the fun handcycling provides while reaping its therapeutic benefits. This upright handcycle features an adjustable steering column which provides a safe and comfortable riding experience for the rider.

EHDU12 MODEL SPECIFICATIONS	
Rider Age	4-8
Max Load (lbs)	125
Bike Weight (lbs)	45
Height	41"
Total Length	54"
Bike Width	33"
Step-Through Height	14"

Measurements Include Rear Steering Handle and High Back Seating

Sizing Guide: Inseam 13" - 21"
Arm Length: 16"-24"



Tips For Choosing an Adaptive Bike

1. Arm Length Measurement

To properly size the rider on a handcycle we recommend measuring the riders arm length. Measure from the palm to the back of shoulder and provide the dimensions below. If a hand and foot propulsion bike is required, we also ask for the rider's leg inseam. For the leg inseam, measure the distance between the bottom of the rider's heel to the top of the rider's inner thigh.

2. Know Your Accessories

We offer many different accessories to help people of all abilities experience freedom. Make sure to look through all of our available accessories to make sure the adaptive bike will work for the rider. More information on all of our accessories is available at: www.freedomconcepts.com/product-lines/adaptive-bikes/accessories/

3. We Do Custom

If none of our current models of adaptive bicycles work for you, we are able to custom build a bicycle that will. Please contact us at 1-800-661-9915 for more information.

RIDER INFORMATION

Rider's Name: _____ Male Female Height: _____ Inches _____ cm



Date of Birth: _____ Weight: _____ Lbs _____ Kgs

Inseam: _____ Arm Length: _____












Diagnosis: _____







EHDU12

- Inseam Range: 13" - 21" - SHADED ITEMS INCLUDED IN BASE MODEL PRICE

MODEL	FRAME ADD-ON (Optional)
	
<p>The standard EHDU12 model accommodates an arm length range of 16"-24" and an inseam range of 13"-21".</p>	<p>The narrow frame option has a width of 29" and is able to fit through standard door frames.</p>
<input checked="" type="checkbox"/> EHDU12 (EHDU12)	EHDU12 Narrow (NARROW FRAME)

FRAME COLORS- Select one

Standard Options	Additional Options	
   	      	
<p>Candy Blue (CANDY BLUE) (STD)</p> <p>Hot Rod Purple (HOT ROD PURPLE) (STD)</p> <p>Electric Green (GREEN) (STD)</p> <p>Cherry Red (RED) (STD)</p>	<p>Arctic Teal (TEAL)</p> <p>Blaze Orange (ORANGE)</p> <p>Radiant Pink (PINK)</p> <p>Chrome (CHROME)</p> <p>Midnight (BLACK)</p> <p>Snow (WHITE)</p> <p>Fossil (FOSSIL)</p>	
<p>Custom Color (CUSTOM COLOR) Please indicate custom color note here:</p>	<p>Color combination (COLORCOMBO)</p> <p>Please indicate primary frame color:</p> <p>Please indicate secondary accent color:</p>	

DECALS - Select one	NAMEPLATE (Optional)	TIRE SELECTION - Please Select One		
<p>Racer (STD) (6401232)</p>  <p>Hibiscus (STD) (6400250)</p> 	<p>Custom Nameplate</p> <p>Nameplate (NAMEPLATE SP)</p> <p>Notes:</p> 			
		<p>Smooth Solid Tires (STD) (SMOOTH SOLID TIRES)</p> <p><i>Ideal for indoor and outdoor use, with limited speeds and/or with caregiver present</i></p>	<p>Knobby Pneumatic (2112252)</p> <p><i>Ideal for more independent riders, wanting to ride at faster speeds</i></p>	<p>Smooth Pneumatic (2112251)</p> <p><i>Ideal for more independent riders, wanting to ride at faster speeds</i></p>

BRAKE OPTIONS AND POSITIONS - A coaster brake comes standard on all EHDU handcycles

Select First Brake Position (Included)	Select Second Brake Position (Optional)
<p>*Please select only one option (STD)</p> <p>Left T-Pedal (2113232) *T-Handle Pedal required</p> <p>Right T-Pedal (2113231) *T-Handle Pedal required</p> <p>Rear Steering Handle (2113215) *Requires Rear Steering Handle</p> <p>T-bar (2113214)</p>	<p>*Please select only one option - must differ from front brake position</p> <p>Left T-Pedal (2113234) *T-Handle Pedal required</p> <p>Right T-Pedal (2113235)*T-Handle Pedal required</p> <p>Rear Steering Handle (2113211) *Requires Rear Steering Handle</p> <p>T-bar (2113210)</p>

REAR STEERING



Rear Steering Handle
(REAR STEER)

REAR STEERING ADD-ONS



Bicycle Handlebars
(2125006) *Requires Rear Steering Handle



Hoop Handlebar
(2125005)
*Requires Rear Steering Handle

HAND PROPULSION

3 Speed Coaster Brake with Reverse (STD)
(2060013)

Shifter Location:

- Right Hand Pedal (SHIFTHB)**
*T-Handle Pedal required
- Rear Steer (SHIFTRS)**
*Requires Rear Steering Handle
- T-Bar (SHIFTTB)**
- U-Bar (2460070)**

FOOT PLATFORM - Select one

*If ordering foot-drive, this section is not required.




- XS (2060018) *2½" x 6"** (STD)
- SML (2060019) *3" x 7"** (STD)
- MED (2060020) *3" x 10¾"** (STD)
- LRG (2060021) *3½" x 11½"** (STD)
- XL (2060022) *4" x 13"** (STD)

HAND PEDALS - Please select one



Bar End Grip Pedals (STD)
(2060192)




Foam Covered Grip (N/C)
(2460192)



T-Handle Pedal (N/C)
(2060190)

CRANK ARMS - Select one


- 3" Alloy Crank** (N/C)
(5012252)
- 4" Alloy Crank** (STD)
(5012254) *Recommended
- 5" Alloy Crank** (N/C)
(5012255)
- 6" Alloy Crank** (N/C)
(5012251)




Seating System

Please Fill Out Either The Child Set Up or The Adult Set Up
Please note that all seat bases come with a seat belt and all highback backrests come with a chest strap.
Adult seating strongly not recommended with narrow frame.


Child Seat	12.5" width, 12.5" depth
Child High Back	13" width, 18" height
Child Low Back	13" width, 7.5" height
Adult Seat	16.75" width, 14" depth
Adult Low Back	18" width, 10" height
Adult High Back	18" width, 18" height



The 2" raised pommel keeps riders further back in their seats while helping with stability and promotes leg abduction.





A narrow seat aids in clearance and in pass-through. Adult seating is not available with a Narrow Frame.



The bench seat is standard on all handcycle models without foot drive.

CHILD SET UP

- Child Bench Seat** (STD)
(6114113) *Not suitable with foot drive
- Child Seat** (N/C)
(2114060)
- Child Narrow Seat**
(6114014)
- Child Pommel Seat**
(6114010)
- Child Narrow Pommel Seat**
(6114016)


Four-Point Neoprene Hip Stabilizer Belt (2125273) *OPTIONAL

Back Rest

- Child Low Back** (2114009) N/C
- Child High Back** (2114102) (STD)

ADULT SET UP

*Not Recommended With Narrow Frame




- Adult Bench Seat** (N/C)
(6114115) *Not suitable with foot drive
- Adult Seat**
(6114015)
- Adult Narrow Seat**
(6114017)
- Adult Pommel Seat**
(6114018)
- Adult Narrow Pommel Seat**
(6114020)

Four-Point Neoprene Hip Stabilizer Belt (2125274) *OPTIONAL

Back Rest

- Adult Low back** (2114019)
- Adult High Back** (2114105)


Foot Drive

Only fill out this page if ordering an EHDU with hand and foot drive.

FOOT DRIVE

Foot Pedals (FOOT DRIVE)





This drive selection will indicate that you want a hand and foot propulsion.





PROPULSION - Please fill out one column

<p>Direct Drive (DIRECT DRIVE) (STD)</p> <p><i>When the bike is moving, the pedals are moving.</i></p> <p>Pedal Power:</p> <p>Extra Easy (EXTRA_EASY)</p> <p>Easy (EASY)</p> <p>Average (AVERAGE)</p> <p>Challenging (CHALLENGING)</p>	<p>On/Off Pin Reciprocator (ON-OFF)</p> <p><i>Alternate from Free Wheel mode or Direct Drive by engaging the On/Off Pin Reciprocator.</i></p> <p>Pedal Power:</p> <p>Easy (EASY)</p> <p>Average (AVERAGE)</p>
--	---


PEDAL OPTIONS

			
<i>Mountain Pedals are recommended for riders that have more control and high tone muscle control.</i>	<i>The Neoprene adjustable footplate is a quick and easy way to maintain proper positioning and pedal pressure. Recommended for children with low muscle tone.</i>	<i>Molded ABS Footplates are designed to provide precise positioning for children with more spasticity. They also help with leg alignment and knee flexion.</i>	<i>Molded ABS Footplates with Ratchet Straps helps to secure the riders foot in a specific position. Recommended for children with plantar flexion.</i>
<p>Mountain Pedals with Toe Cage (STD) (2112081)</p>	<p>Neoprene Adjustable</p> <p>SML (2012031) *4" x 7"</p> <p>MED (2012032) *4½" x 10"</p> <p>LRG (2012033) *5" x 11½"</p>	<p>Molded ABS</p> <p>SML (2012042) *3" x 7"</p> <p>MED (2012043) *3" x 10¾"</p> <p>LRG (2012044) *3½" x 11½"</p>	<p>Molded ABS with Ratcheting Straps</p> <p>SML (2012052) *3" x 7"</p> <p>MED (2012053) *3" x 10¾"</p> <p>LRG (2012054) *3½" x 11½"</p>



PEDAL ADD-ONS - (Optional)

	
<p>1/4 Inch Footplate Spacers (2412050)</p> <p>Please add how many spacers are needed below. (Maximum 8 per side)</p> <p>_____ left + _____ right = _____ total</p>	<p>Pulley String</p> <p><i>Front pulley assists with plantar flexion and rear pulley helps self-level the pedals.</i></p> <p>Front (2115022) Rear (2115025)</p>


CRANK ARMS - Select one

<p>3" Alloy Crank (STD) (5012252) *Recommended</p>	 <p>Crank Arm</p>
<p>4" Alloy Crank (N/C) (5012254)</p>	
<p>Crank Arm Length Shortener *reduces length by 1/2" (optional)</p> <p>Left Side (2012049)</p> <p>Right Side (2012050)</p> <p>Both Sides (2012047)</p>	




CHAINGUARD - Select one

	
<p>Standard Chainguard (STD) (STD CHAINGUARD)</p> <p>*The Chainguard color will match the frame.</p>	<p>ABS Enclosed (ABS ENCLOSED)</p> <p>*Recommended for multi-user environments.</p>






SEATING ACCESSORIES (Optional)

<p>Neoprene Chest Harness</p> 	<p>Laterals <i>(Width and height adjustable, comes with an adjustable track system)</i></p> 	<p>Flip-Up Abductor</p> 
<p>Medium (6314025)</p> <p>Large (6314026)</p>	<p>Pair of Standard Small Laterals (2114070) <i>Small Laterals Chest Width: 8½" - 11¼"</i></p> <p>Pair of Standard Large Laterals (2114072) <i>Large Laterals Chest Width: 12"-15"</i></p> <p>Chest Width: _____ Seat-to-Armpit: _____</p> <p>Laterals Add-On: Narrow Laterals (2125033) <i>*Shifts chest width range 2" narrower</i></p>	<p>Flip-Up Abductor (2020205)</p> <p><i>This flip-up abductor assists with leg/knee separation during pedaling and is mounted securely to the underside of the seat.</i></p>

HEADRESTS (Optional)

		
<p>Adjustable Backrest Extension (Backrest Ext)</p> <p><i>The backrest extension extends the seat backing height an additional 7" and can be removed for ease of transport.</i></p> <p><i>Tip: A Low Back Seat and the Adjustable Backrest Extension can be combined to create a height-adjustable backrest.</i></p>	<p>Adjustable Headrest with Occiput Support Cushion (HEADREST PLUS) <i>*Requires Highback Seat</i></p> <p><i>The adjustable headrest with an occiput support cushion provides additional neck support for the rider. The cushion comes with velcro and can be removed or adjusted as required.</i></p>	<p>Head and Neck Support <i>*Requires Highback Seat</i></p> <p>*Please call 1-800-661-9915 for sizing and part number. In some cases we are able to adapt our seatback to accommodate common wheelchair headrests.</p>

ACCESSORIES - (Optional)

				
<p>Leg Braces <i>*Only available with molded footplates. *Requires Rear Pulley.</i></p> <p>Left Side Only (LEG BRACE L)</p> <p>Right Side Only (LEG BRACE R)</p> <p>Pair (LEG BRACE PAIR)</p> <p>Inseam: _____</p> <p>Calf Circumference: _____</p> <p><i>*Measurement with AFO's*</i></p>	<p>Rear Platform (REAR PLATFORM)</p>	<p>Adjustable Sun Shade Canopy (RAIN & SUN CANOPY)</p> <p><i>*Requires the Adjustable Headrest.</i></p>	<p>Spoke Covers (3) (2112240)</p>	<p>Cane/Crutch Holder (2125060)</p>

ACCESSORIES - (Optional)

			
<p>Padded Adduction Strap (6320060)</p>	<p>Oxygen Tank Holder (2415070)</p> <p>*Fits Size D/E Tanks</p>	<p>Tool Pouch (6300022)</p>	<p>Bike Cover (6315600)</p>

CUSTOMER INFORMATION

Dealer/Vendor: _____
 Contact Person: _____
 Address: _____
 City: _____ Prov./State: _____
 Postal/Zip Code: _____ Ordered by: _____
 Phone: _____ Fax: _____
 Email: _____

ORDER INFORMATION

Purchase Order: _____
 Order Date: _____ Quote Date: _____
 FCI Representative: _____
 Payment Terms: _____
 CREDIT CARD (CHECK ONE) Visa MasterCard Exp. Date: _____
 Card Number: _____
 Name On Card: _____
 Signature: _____

SHIPPING INSTRUCTIONS

Name: _____
 Address: _____
 City: _____
 Province/State: _____
 Postal/Zip Code: _____ Phone: _____
 Federal ID/SS#: _____

PRIVACY POLICY

Freedom Concepts Inc. collects, uses and discloses personal information of the Customer and/or Rider to properly assemble and manufacture the mobility device and may contact the Rider's therapist for additional personal information to assist with this process. The collection, use and disclosure of the personal information of the Customer and/or the Rider is governed by any consent which may, from time to time, be provided, and by the Freedom Concepts Inc. Privacy Policy which is available on our website www.freedomconcepts.com or by contacting our office. By signing below, you hereby warrant that you have the authority to bind the Rider and hereby authorize the collection, use, and disclosure of personal information as herein provided and in accordance with the Freedom Concepts Inc. Privacy Policy.

TERMS AND CONDITIONS

Prices are subject to change without notice. Prepaid or net 30 days O.A.C. All taxes extra. Freight extra. Manufacturer reserves the right to change prices, colors, features, dates, locations and products without notice. Residential delivery charge may apply. Duty and brokerage included where applicable.

 CUSTOMER SIGNATURE

PHOTO RELEASE

I hereby give permission to Freedom Concepts Inc. to use photographs of me or my child for the sole purpose of the company's promotional use, and will not be distributed to third parties. YES NO

I would like to receive regular updates. SNAIL MAIL EMAIL NO

 SIGNATURE OF RIDER/PARENT

NOTES: