

## Jazzy<sup>®</sup> 1450 — Group 2 Very Heavy-Duty Order Form

Account Number: \_\_\_\_\_ Date: \_\_\_\_\_  
 Provider Name: \_\_\_\_\_  
 Contact: \_\_\_\_\_  
 Phone: \_\_\_\_\_ Fax: \_\_\_\_\_  
 Email: \_\_\_\_\_  
 PO Number: \_\_\_\_\_  
 Marked for: \_\_\_\_\_  
 Ship to Address: \_\_\_\_\_  
 City: \_\_\_\_\_ State: \_\_\_\_\_ Zip: \_\_\_\_\_



### INTRODUCTION

This form is interactive when viewed in [Adobe Acrobat Reader](#) and may not function correctly if opened with applications other than Acrobat. HCPCS codes provided should not be considered as legal advice and do not guarantee reimbursement. DME providers are responsible for determining appropriate billing codes when submitting for insurance reimbursement. Payer coding, coverage, and bundling guidelines may apply. All prices are MSRP. Prices, specifications, part numbers, and availability are subject to change without notice. Prices and part numbers as shown are only available when configured as a complete power chair. Pride Providers may contact Technical Service for accurate parts ordering.

Thank you for choosing Pride Mobility Products!

### BASE MODEL

**REQUIRED.** Select a power base. Weight capacity: 600 lbs. Find more details and specifications at [pridemobility.com/jazzy-1450](http://pridemobility.com/jazzy-1450).


- Jazzy 1450 2VHD-C**..... \$6,629  
Part: J1450 2VHD-C. HCPCS: K0827 - Group 2 Very Heavy-Duty Captain Seating
- Jazzy 1450 2VHD-SS** ..... \$6,629  
Part: J1450 2VHD-SS. HCPCS: K0826 - Group 2 Very Heavy-Duty Solid Seat Pan Seating

#### Standard Features

- Front-wheel drive
- 14" x 4" solid tires
- 8-amp off-board charger

### BASE COLOR

**REQUIRED.** Select one shroud color. Colors shown here may differ from actual product depending on monitor/printer calibration used.

**Candy Apple Red**  
Part: SHDASMB6703 

**Viper Blue**  
Part: SHDASMB6704 

### FOOT PLATFORM

**REQUIRED.** Only one foot platform may be selected.

- 17"W x 13"D**.....Standard  
Part: FRMASMB17955
- 17"W x 16"D** ..... No Charge  
Part: FRMASMB17956
- Omit Foot Platform** ..... No Charge  
PTOINDV3674

## ELECTRONICS

**REQUIRED.** Select a type of drive control from the following sections.

### Non-Expandable Controls

Non-expandable controls do not allow supplementary drive controllers.

- 90-amp VR2 6-key**.....Standard  
*Part: CTLDC1498*

### Expandable Controls

Expandable controls allow multiple or specialized controllers. This section allows a selection of common configurations.

#### Q-Logic 2 Required Components

Q-Logic 2 expandable controls require the controller module and expandable harness below. If a Q-Logic joystick or specialty control is selected later in this form, Customer Service will quote the order with these items.

- Q-Logic 2 EX Controller Module**.....\$695 *Part: ELE136028*     **Q-Logic 2 EX Controller Harness** .....\$447 *Part: DWR1111H065*



#### Q-Logic 2 Joystick

- Q-Logic 2 EX Joystick**.....\$700 *Part: CTL123217*     **Stand-Alone Joystick**.....\$700  
*Part: ELEASMB5205*

- No Joystick, Setup for Q-Logic**  
*Part: N/A*

With External Charger Port  
Up to three drive profiles and one seating profile when used alone.  
Use in conjunction with Enhanced Display for up to five profiles  
and auxiliary functions such as Bluetooth mouse and IR. Includes  
charger port mounting bracket and multiplier box harness.



#### Q-Logic 2 EX Armor

**REQUIRED with Q-Logic 2 EX Joystick selection above.** Reference colors shown in BASE COLOR on Page 1. Additional shroud colors are available.  
Contact sales for pricing.

- Black Soft Touch**.....Standard *Part: DGN124336-PBK1*     **Candy Apple Red** .....\$63 *Part: DGN124336-PRD1*     **Viper Blue** .....\$63 *Part: DGN124336-PBU1*

## PROGRAMMING

Optional.

- P&G Handheld Programmer**.....\$423 *Part: CTLDC1388*  
Works with VR2 6-key only.
- Q-Logic Handheld Programmer**..\$445 *Part: ELEASMB6976*  
Works with Q-Logic 2 EX only.
- Q-Logic Programming Cable** .....\$573 *Part: ELEASMB5216*  
With disk; works with Q-Logic 2 EX only.

## BATTERIES

**REQUIRED.** The Power Chair requires two batteries.

- Group 24, 70-amp, Gel** .....\$384 ea.  
*Part: BAT2100315. HCPCS: E2363*

## JOYSTICK HANDLES

Optional.

- |   |  |
|---|--|
| <input type="checkbox"/> <b>Mushroom Handle (A)</b> .....\$85<br><i>Part: ACCASMB1860. HCPCS: E2323</i>                               | <input type="checkbox"/> <b>Soft Ball Handle (E)</b> .....\$80<br><i>Part: ACCASMB1856. HCPCS: E2323</i>           |
| <input type="checkbox"/> <b>Chin Cup (B)</b> .....\$85<br><i>Part: ACCASMB1861. HCPCS: E2323<br/>(HCPCS: E2324 with chin control)</i> | <input type="checkbox"/> <b>Extended I-Handle (F)</b> .....\$90<br><i>Part: ACCASMB1857. HCPCS: E2323</i>          |
| <input type="checkbox"/> <b>T-Bar (C)</b> .....\$120<br><i>Part: ACCASMB1858. HCPCS: E2323</i>  | <input type="checkbox"/> <b>Bodypoint 3" Goal Post Handle</b> .....\$104<br><i>Part: PLSKNCP1057. HCPCS: E2323</i> |
| <input type="checkbox"/> <b>Medium Ball Handle (D)</b> .....\$65<br><i>Part: ACCASMB1859. HCPCS: E2323</i>                            | <input type="checkbox"/> <b>Bodypoint 4" Goal Post Handle</b> .....\$104<br><i>Part: PLSKNCP1058. HCPCS: E2323</i> |



## JOYSTICK MOUNTING BRACKETS

**REQUIRED.** Select a mount to be used with a joystick selected in previous section.

- Omit Joystick Mounting Bracket or See [Positioning Components Order Form](#).

### Fixed, In-line Joystick Bracket

Select a bracket and a side on which to mount it.

- |  |  |
|--|--|
| <input type="checkbox"/> <b>Fixed, In-line, Q-Logic</b> .....Standard<br><i>Part: FRMASMB10617</i> | <input type="checkbox"/> <b>Fixed, In-line Bracket, VR2</b> ..... Standard<br><i>Part: FRMASMB9532</i> |
|--|--|

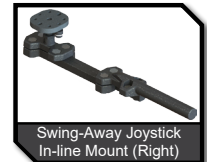
#### Mount Side

- |   |  |
|---|--|
| <input type="checkbox"/> <b>Left-Side Mount</b><br><i>Part: PTOINDV1225</i> | <input type="checkbox"/> <b>Right-Side Mount</b><br><i>Part: PTOINDV1226</i> |
|---|--|

### Swing-Away (Retractable) Bracket

Allows the joystick to retract to the side of the armrest while maintaining the same joystick orientation. In-line bracket will be offset 1" when used with tube-style armrests. Select Offset bracket to have the joystick in-line with armpad on tube-style armrests.

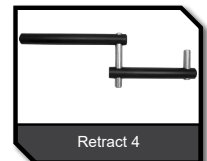
- |  |   |
|--|---|
| <input type="checkbox"/> <b>Swing-Away, In-line, Left, VR2</b> .....\$245<br><i>Part: KIT1906945. HCPCS: E1028</i> | <input type="checkbox"/> <b>Swing-Away, In-line, Right, VR2</b> .....\$245<br><i>Part: KIT1905628. HCPCS: E1028</i> |
|--|---|



### Specialty Joystick Mounts

Select a bracket and side on which to mount it.

- |   |  |
|---|--|
| <input type="checkbox"/> <b>Retract 4 Mount</b> .....\$350<br><i>Q-Logic Part: MEC138860. HCPCS: E1028</i><br>Full 180° of movement that translates into multi-position use, straight, right offset, left offset, or fold-away. Joystick orientation varies as bracket is adjusted. | <input type="checkbox"/> <b>Multi-Axis Mount</b> .....\$126<br><i>Q-Logic Part: ACC131216</i><br>Allows height adjustment of joystick. |
|---|--|



#### Mount Side

- |   |  |
|---|--|
| <input type="checkbox"/> <b>Left-Side Mount</b><br><i>Part: PTOINDV1225</i> | <input type="checkbox"/> <b>Right-Side Mount</b><br><i>Part: PTOINDV1226</i> |
|---|--|

## JOYSTICK RECEIVER

**REQUIRED** with Heavy-Duty Contoured Seating.

- |  |  |
|--|--|
| <input type="checkbox"/> <b>Universal Joystick Receiver Mount</b><br><i>Part: FRMASMB16062</i> | <input type="checkbox"/> <b>Omit Joystick Receiver Mount</b><br><i>Part: N/A</i> |
|--|--|

## CONTOURED SEATING

Optional. Select one seat. High-back seats are black vinyl.

### Captain Seating — Pinchless Hinge, High-Back

Seats do not include a lumbar cutout.

- |  |  |
|--|--|
| <input type="checkbox"/> 22"W×20"D ..... Standard<br>Part: SETASMB2382 | <input type="checkbox"/> 24"W×22"D ..... Standard<br>Part: SETASMB2388 |
| <input type="checkbox"/> 24"W×20"D ..... Standard<br>Part: SETASMB2387 | <input type="checkbox"/> 24"W×24"D ..... Standard<br>Part: SETASMB2389 |

### Solid Seat Pan Seating — Pinchless Hinge, High-Back with Solid Seat Pan

Seats do not include a lumbar cutout. Seat backs are approximately 2" wider than seats.

- |  |
|--|
| <input type="checkbox"/> 22"W×20"D ..... Standard<br>Part: SETASMB2985 |
|--|

## HEAVY-DUTY CONTOURED SEATING — Captain Seating, High Back with Headrest

Optional. Select one seat. High-back seats are black vinyl.

### Captain Seating

Seats include a lumbar cutout.

- |   |   |   |
|---|---|---|
| <input type="checkbox"/> 26"W×20"D ..... \$1,450<br>Part: SETASMB4566 | <input type="checkbox"/> 28"W×24"D ..... \$1,450<br>Part: SETASMB4574 | <input type="checkbox"/> 30"W×28"D ..... \$1,450<br>Part: SETASMB4582 |
| <input type="checkbox"/> 26"W×22"D ..... \$1,450<br>Part: SETASMB4567 | <input type="checkbox"/> 28"W×26"D ..... \$1,450<br>Part: SETASMB4575 | <input type="checkbox"/> 32"W×20"D ..... \$1,450<br>Part: SETASMB4584 |
| <input type="checkbox"/> 26"W×24"D ..... \$1,450<br>Part: SETASMB4568 | <input type="checkbox"/> 28"W×28"D ..... \$1,450<br>Part: SETASMB4576 | <input type="checkbox"/> 32"W×22"D ..... \$1,450<br>Part: SETASMB4585 |
| <input type="checkbox"/> 26"W×26"D ..... \$1,450<br>Part: SETASMB4569 | <input type="checkbox"/> 30"W×20"D ..... \$1,450<br>Part: SETASMB4578 | <input type="checkbox"/> 32"W×24"D ..... \$1,450<br>Part: SETASMB4586 |
| <input type="checkbox"/> 26"W×28"D ..... \$1,450<br>Part: SETASMB4570 | <input type="checkbox"/> 30"W×22"D ..... \$1,450<br>Part: SETASMB4579 | <input type="checkbox"/> 32"W×26"D ..... \$1,450<br>Part: SETASMB4587 |
| <input type="checkbox"/> 28"W×20"D ..... \$1,450<br>Part: SETASMB4572 | <input type="checkbox"/> 30"W×24"D ..... \$1,450<br>Part: SETASMB4580 | <input type="checkbox"/> 32"W×28"D ..... \$1,450<br>Part: SETASMB4588 |
| <input type="checkbox"/> 28"W×22"D ..... \$1,450<br>Part: SETASMB4573 | <input type="checkbox"/> 30"W×26"D ..... \$1,450<br>Part: SETASMB4581 |   |

### Solid Seat Pan Seating

Seats include a lumbar cutout. Seat backs are approximately 2" wider than seats.

- |   |   |   |
|---|---|---|
| <input type="checkbox"/> 26"W×20"D ..... \$1,450<br>Part: SETASMB5479 | <input type="checkbox"/> 28"W×24"D ..... \$1,450<br>Part: SETASMB5487 | <input type="checkbox"/> 30"W×28"D ..... \$1,450<br>Part: SETASMB5495 |
| <input type="checkbox"/> 26"W×22"D ..... \$1,450<br>Part: SETASMB5480 | <input type="checkbox"/> 28"W×26"D ..... \$1,450<br>Part: SETASMB5488 | <input type="checkbox"/> 32"W×20"D ..... \$1,450<br>Part: SETASMB5497 |
| <input type="checkbox"/> 26"W×24"D ..... \$1,450<br>Part: SETASMB5481 | <input type="checkbox"/> 28"W×28"D ..... \$1,450<br>Part: SETASMB5489 | <input type="checkbox"/> 32"W×22"D ..... \$1,450<br>Part: SETASMB5498 |
| <input type="checkbox"/> 26"W×26"D ..... \$1,450<br>Part: SETASMB5482 | <input type="checkbox"/> 30"W×20"D ..... \$1,450<br>Part: SETASMB5491 | <input type="checkbox"/> 32"W×24"D ..... \$1,450<br>Part: SETASMB5499 |
| <input type="checkbox"/> 26"W×28"D ..... \$1,450<br>Part: SETASMB5483 | <input type="checkbox"/> 30"W×22"D ..... \$1,450<br>Part: SETASMB5492 | <input type="checkbox"/> 32"W×26"D ..... \$1,450<br>Part: SETASMB5500 |
| <input type="checkbox"/> 28"W×20"D ..... \$1,450<br>Part: SETASMB5485 | <input type="checkbox"/> 30"W×24"D ..... \$1,450<br>Part: SETASMB5493 | <input type="checkbox"/> 32"W×28"D ..... \$1,450<br>Part: SETASMB5501 |
| <input type="checkbox"/> 28"W×22"D ..... \$1,450<br>Part: SETASMB5486 | <input type="checkbox"/> 30"W×26"D ..... \$1,450<br>Part: SETASMB5494 |   |

## ARMRESTS — Flip-up, Height-Adjustable, Removable

REQUIRED with Pinchless Hinge seats. Not available with Heavy-Duty Seats. Select a Left and Right Armrest.

- |  |  |
|--|--|
| <input type="checkbox"/> Full-Length, Left..... \$90 ea.<br>Part: FRMASMB8614. HCPCS: E0973  | <input type="checkbox"/> Desk-Length, Left ..... \$90 ea.<br>Part: FRMASMB8612. HCPCS: E0973   |
| <input type="checkbox"/> Full-Length, Right..... \$90 ea.<br>Part: FRMASMB8615. HCPCS: E0973 | <input type="checkbox"/> Desk-Length, Right..... \$90 ea.<br>Part: FRMASMB8613. HCPCS: E0973<br>Not available with Depth-Adjustable seats. |

## HEAVY-DUTY ARMRESTS

REQUIRED with Heavy-Duty Seats. Not available with Pinchless Hinge Seats. Select a Left and Right Armrest.

### Bariatric, Height-Adjustable, Removable Armrests

Requires Flat Bariatric Armpads.

- |   |  |
|---|--|
| <input type="checkbox"/> 8"–12" Full-Length, Left ..... \$90 ea.<br>Part: FRMASMB6728. HCPCS: E0973 | <input type="checkbox"/> 10"–14" Full-Length, Left..... \$90 ea.<br>Part: FRMASMB6730. HCPCS: E0973  |
| <input type="checkbox"/> 8"–12" Full-Length, Right..... \$90 ea.<br>Part: FRMASMB6729. HCPCS: E0973 | <input type="checkbox"/> 10"–14" Full-Length, Right..... \$90 ea.<br>Part: FRMASMB6731. HCPCS: E0973 |

### Single Post, Height-Adjustable, Removable, Heavy-Duty Armrests

- |  |  |
|--|--|
| <input type="checkbox"/> 8"–12" Full-Length, Left ..... \$90 ea.<br>Part: FRMASMB9982. HCPCS: E0973  | <input type="checkbox"/> 8"–12" Desk-Length, Left ..... \$90 ea.<br>Part: FRMASMB9984. HCPCS: E0973  |
| <input type="checkbox"/> 8"–12" Full-Length, Right..... \$90 ea.<br>Part: FRMASMB9983. HCPCS: E0973  | <input type="checkbox"/> 8"–12" Desk-Length, Right..... \$90 ea.<br>Part: FRMASMB9985. HCPCS: E0973  |
| <input type="checkbox"/> 10"–14" Full-Length, Left..... \$90 ea.<br>Part: FRMASMB9986. HCPCS: E0973  | <input type="checkbox"/> 10"–14" Desk-Length, Left ..... \$90 ea.<br>Part: FRMASMB9988. HCPCS: E0973 |
| <input type="checkbox"/> 10"–14" Full-Length, Right..... \$90 ea.<br>Part: FRMASMB9987. HCPCS: E0973 | <input type="checkbox"/> 10"–14" Desk-Length, Right..... \$90 ea.<br>Part: FRMASMB9989. HCPCS: E0973 |

## HEAVY-DUTY ARMPADS

- |   |   |
|---|---|
| <input type="checkbox"/> Straight, Full-Length, Left and Right..... Standard<br>Part: UPSASMB1021   | <input type="checkbox"/> Waterfall, Full-Length/Desk-Length..... Standard<br>Part: UPSASMB1026  |
| <input type="checkbox"/> Straight, Full-Length/Desk-Length ..... Standard<br>Part: UPSASMB1023      | <input type="checkbox"/> Waterfall, Desk-Length, Left and Right ..... Standard<br>Part: UPSASMB1025   |
| <input type="checkbox"/> Straight, Desk-Length, Left and Right..... Standard<br>Part: UPSASMB1022   | <input type="checkbox"/> Flat Bariatric (pair)..... Standard<br>Part: UPSASMB1027<br>Only available with Bariatric, Height-Adjustable, Removable Armrests |
| <input type="checkbox"/> Waterfall, Full-Length, Left and Right ..... Standard<br>Part: UPSASMB1024 |   |

## LEG RESTS

Optional. Some adjustments may be needed upon receipt of the unit.

### Heavy-Duty Drop-in Leg Rests

Only available with Heavy-Duty seats.

- Heavy-Duty Drop-in, 12"–14.5" Extension ..... \$420  
Part: FRMASMB4762
- Heavy-Duty Drop-in, 14.5"–18" Extension ..... \$420  
Part: FRMASMB4853

### Lower Extensions

- 12"–14.5" Length  
Part: FRMASMB4752
- 14.5"–18" Length  
Part: FRMASMB4753
- 17.5"–21" Length  
Part: FRMASMB4754

### Angle-Adjustable Footplates

- 6"W × 11"D ..... \$170  
Part: FRMASMB4741
- 8"W × 11"D ..... \$170  
Part: FRMASMB4744

### Accessories

May require seating configuration adjustments to avoid front caster interference.

- Wheel Bumpers (pair) ..... \$19  
Part: WHLASMB1578

## SEAT-TO-FLOOR HEIGHT

REQUIRED.

- Lowest Hole Position  
Part: PTOINDV3558
- Middle Hole Position  
Part: PTOINDV3559
- Highest Hole Position  
Part: PTOINDV3560

Seat Type	Seat-to-Floor Heights		
	Lowest	Middle	Highest
Contoured, High-Back	20.5"	21.5"	22.5"
Contoured, High-Back with SSP	17.5"	18.5"	19.5"
Heavy-Duty High-Back	21.5"	22.5"	23.5"
Heavy-Duty High-Back with SSP	18.5"	19.5"	20.5"

Jazzy 1450 Seat-to-Floor Height Chart

## ACCESSORIES

Optional.

- Saddle Bag ..... \$40  
Part: DWR1020D010
- Weather Cover ..... \$168  
Part: ACCCOVR1022
- Flag Holder for Pinchless Hinge Seats ..... \$40  
Part: ACCASMB1907
- Flag Holder for Heavy-Duty Seats ..... \$55  
Part: ACCASMB2415
- Cup Holder ..... \$30  
Part: ACCASMB2634  
Only available with Pinchless Hinge Seats
- Quantum Cup Holder ..... \$30  
Part: ACCASMB2632  
Only available with Heavy-Duty Seats
- Tablet Holder ..... \$315  
Part: ACC7120005  
Only available with Heavy-Duty Seats
- Cell Phone/Media Holder ..... \$140  
Part: ACC7120006  
Only available with Heavy-Duty Seats
- 2.1A XLR USB Charger ..... \$42.99  
Part: KIT2001524

## BACK-MOUNTED ACCESSORIES

Optional. Only one back-mounted accessory can be used at time. Includes mounting bracket and hardware.

- Rear Basket for Pinchless Hinge Seats ..... \$118  
Part: FRMASMB1280
- Rear Basket for Heavy-Duty Seats ..... \$124  
Part: FRMASMB4821
- Cane/Crutch Holder for Pinchless Hinge Seats ..... \$110  
Part: FRMASMB1270. HCPCS: E2207
- Cane/Crutch Holder for Heavy-Duty Seats ..... \$116  
Part: FRMASMB4822. HCPCS: E2207
- Oxygen Tank Holder for Pinchless Hinge Seats ..... \$118  
Part: FRMASMB1269. HCPCS: E2208
- Oxygen Tank Holder for Heavy-Duty Seats ..... \$118  
Part: FRMASMB7030. HCPCS: E2208
- Walker Holder Pinchless Hinge Seats ..... \$103  
Part: FRMASMB1271
- Walker Holder for Heavy-Duty Seats ..... \$103  
Part: FRMASMB7031

## LAP BELTS

- 50" Lap Belt** .....\$39.90     **70" Lap Belt**.....\$39.90     **90" Lap Belt** .....\$39.90  
Part: XRF000208                      Part: XRF000209                      Part: XRF000211
- 60" Lap Belt** .....\$39.90     **80" Lap Belt** .....\$39.90  
Part: XRF000219                      Part: XRF000210

## BRANCH PATCHES

Optional.

- Air Force Patch**.....\$21     **Coast Guard Patch** .....\$21     **Navy Patch**.....\$21  
Part: ACC140240                      Part: ACC140239                      Part: ACC140244
- Army Patch** .....\$21     **Marines Patch**.....\$21     **Purple Heart Patch** .....\$21  
Part: ACC140241                      Part: ACC140243                      Part: ACC140238



## REFERENCE ORDER FORMS

Optional. Select below to note that additional order forms will accompany this order form.

- [See cushion order form](#)                       [Synergy Seat \(Not a Quick Ship option\)](#)

## NOTES

*\*Pride® FDA Class II Medical Devices are designed to aid individuals with mobility impairments.*

© 2023 Pride Mobility Products Corp. All rights reserved.

**Pride® Mobility Products Corporation**  
401 York Avenue, Duryea, PA 18642  
Phone: 1-800-800-8586 | Fax: 1-800-800-1636 | Email: [prideorders@pridemobility.com](mailto:prideorders@pridemobility.com)

